



Audit & Compliance Committee

February 2024

February 8, 2024

9:45 AM

Boardroom, McNamara Alumni Center

AUD - FEB 2024

1. External Auditor's Review of Completed Audit Work

Docket Item Summary - 3

External Auditor's Completed Audit Work Reports - 4

Presentation Materials - 144

2. FY 2024 External Audit Plan

Docket Item Summary - 153

Presentation Materials - 154

3. Internal Audit Update

Docket Item Summary - 168

Internal Audit Update Report - 169

4. Information Items

Docket Item Summary - 199



BOARD OF REGENTS DOCKET ITEM SUMMARY

Audit & Compliance

February 8, 2024

AGENDA ITEM: External Auditor’s Review of Completed Audit Work

Review **Review + Action** **Action** **Discussion**

This is a report required by Board policy.

PRESENTERS: Mollie Viola, University Controller
Judi Dockendorf, Managing Director, Deloitte & Touche LLP
Nicole Hoium, Audit Manager, Deloitte & Touche LLP

PURPOSE & KEY POINTS

The purpose of this item is to provide the committee with a summary of the completed work by Deloitte & Touche LLP (Deloitte), the University’s current external auditor. The presentation will provide an overview of work completed since the December 2023 meeting, which includes the FY 2023 compliance audits and agreed-upon procedures and reports issued by Deloitte as follows:

- OMB Uniform Grant Guidance Federal Compliance Audit
- Minnesota Office of Higher Education Financial Aid Programs Examination for Crookston, Duluth, Morris, Rochester, and Twin Cities campuses
- National Collegiate Athletic Association Agreed-Upon Procedures for Twin Cities
- National Collegiate Athletic Association Agreed-Upon Procedures for Crookston
- University Retirement Plan Agreed-Upon Procedures

Upon completion of these engagements, Deloitte’s appointment as the University’s external auditor will end.

BACKGROUND INFORMATION

The Audit & Compliance Committee oversees external audit engagements on behalf of the Board.

University of Minnesota

Schedule of Expenditures of Federal Awards and
Schedule of Findings and Questioned Costs
for the Year Ended June 30, 2023 and
Independent Auditor's Reports

UNIVERSITY OF MINNESOTA

TABLE OF CONTENTS

	Page
INDEPENDENT AUDITOR’S REPORT ON COMPLIANCE FOR EACH MAJOR FEDERAL PROGRAM; REPORT ON INTERNAL CONTROL OVER COMPLIANCE; AND REPORT ON SCHEDULE OF EXPENDITURES OF FEDERAL AWARDS REQUIRED BY THE UNIFORM GUIDANCE	1–3
SCHEDULE OF EXPENDITURES OF FEDERAL AWARDS FOR THE YEAR ENDED JUNE 30, 2023	4–76
NOTES TO THE SCHEDULE OF EXPENDITURES OF FEDERAL AWARDS FOR THE YEAR ENDED JUNE 30, 2023	77–78
SCHEDULE OF FINDINGS AND QUESTIONED COSTS FOR THE YEAR ENDED JUNE 30, 2023	79–80
SUMMARY SCHEDULE OF PRIOR YEAR AUDIT FINDINGS FOR THE YEAR ENDED JUNE 30, 2023	81

INDEPENDENT AUDITOR'S REPORT ON COMPLIANCE FOR EACH MAJOR FEDERAL PROGRAM; REPORT ON INTERNAL CONTROL OVER COMPLIANCE; AND REPORT ON SCHEDULE OF EXPENDITURES OF FEDERAL AWARDS REQUIRED BY THE UNIFORM GUIDANCE

Board of Regents
University of Minnesota
Minneapolis, Minnesota

Report on Compliance for Each Major Federal Program

Opinion on Each Major Federal Program

We have audited the University of Minnesota's (the "University") compliance with the types of compliance requirements identified as subject to audit in the OMB *Compliance Supplement* that could have a direct and material effect on each of the University's major federal programs for the year ended June 30, 2023. The University's major federal programs are identified in the summary of auditor's results section of the accompanying schedule of findings and questioned costs.

In our opinion, the University complied, in all material respects, with the compliance requirements referred to above that could have a direct and material effect on each of its major federal programs for the year ended June 30, 2023.

Basis for Opinion on Each Major Federal Program

We conducted our audit of compliance in accordance with auditing standards generally accepted in the United States of America (GAAS); the standards applicable to financial audits contained in *Government Auditing Standards* issued by the Comptroller General of the United States (*Government Auditing Standards*); and the audit requirements of Title 2 U.S. *Code of Federal Regulations* Part 200, *Uniform Administrative Requirements, Cost Principles, and Audit Requirements for Federal Awards* (Uniform Guidance). Our responsibilities under those standards and the Uniform Guidance are further described in the Auditor's Responsibilities for the Audit of Compliance section of our report.

We are required to be independent of the University and to meet our other ethical responsibilities, in accordance with relevant ethical requirements relating to our audit. We believe that the audit evidence we have obtained is sufficient and appropriate to provide a basis for our opinion on compliance for each major federal program. Our audit does not provide a legal determination of the University's compliance with the compliance requirements referred to above.

Responsibilities of Management for Compliance

Management is responsible for compliance with the requirements referred to above and for the design, implementation, and maintenance of effective internal control over compliance with the requirements of

laws, statutes, regulations, rules and provisions of contracts or grant agreements applicable to the University's federal programs.

Auditor's Responsibilities for the Audit of Compliance

Our objectives are to obtain reasonable assurance about whether material noncompliance with the compliance requirements referred to above occurred, whether due to fraud or error, and express an opinion on the University's compliance based on our audit. Reasonable assurance is a high level of assurance but is not absolute assurance and therefore is not a guarantee that an audit conducted in accordance with GAAS, *Government Auditing Standards*, and the Uniform Guidance will always detect material noncompliance when it exists. The risk of not detecting material noncompliance resulting from fraud is higher than for that resulting from error, as fraud may involve collusion, forgery, intentional omissions, misrepresentations, or the override of internal control. Noncompliance with the compliance requirements referred to above is considered material, if there is a substantial likelihood that, individually or in the aggregate, it would influence the judgment made by a reasonable user of the report on compliance about the University's compliance with the requirements of each major federal program as a whole.

In performing an audit in accordance with GAAS, *Government Auditing Standards*, and the Uniform Guidance, we

- exercise professional judgment and maintain professional skepticism throughout the audit.
- identify and assess the risks of material noncompliance, whether due to fraud or error, and design and perform audit procedures responsive to those risks. Such procedures include examining, on a test basis, evidence regarding the University's compliance with the compliance requirements referred to above and performing such other procedures as we considered necessary in the circumstances.
- obtain an understanding of the University's internal control over compliance relevant to the audit in order to design audit procedures that are appropriate in the circumstances and to test and report on internal control over compliance in accordance with the Uniform Guidance, but not for the purpose of expressing an opinion on the effectiveness of the University's internal control over compliance. Accordingly, no such opinion is expressed.

We are required to communicate with those charged with governance regarding, among other matters, the planned scope and timing of the audit and any significant deficiencies and material weaknesses in internal control over compliance that we identified during the audit.

Report on Internal Control Over Compliance

A deficiency in internal control over compliance exists when the design or operation of a control over compliance does not allow management or employees, in the normal course of performing their assigned functions, to prevent, or detect and correct, noncompliance with a type of compliance requirement of a federal program on a timely basis. *A material weakness in internal control over compliance* is a deficiency, or a combination of deficiencies, in internal control over compliance, such that there is a reasonable possibility that material noncompliance with a type of compliance requirement of a federal program will not be prevented, or detected and corrected, on a timely basis. *A significant deficiency in internal control*

over compliance is a deficiency, or a combination of deficiencies, in internal control over compliance with a type of compliance requirement of a federal program that is less severe than a material weakness in internal control over compliance, yet important enough to merit attention by those charged with governance.

Our consideration of internal control over compliance was for the limited purpose described in the Auditor's Responsibilities for the Audit of Compliance section above and was not designed to identify all deficiencies in internal control over compliance that might be material weaknesses or significant deficiencies in internal control over compliance. Given these limitations, during our audit we did not identify any deficiencies in internal control over compliance that we consider to be material weaknesses, as defined above. However, material weaknesses or significant deficiencies in internal control over compliance may exist that were not identified.

Our audit was not designed for the purpose of expressing an opinion on the effectiveness of internal control over compliance. Accordingly, no such opinion is expressed.

The purpose of this report on internal control over compliance is solely to describe the scope of our testing of internal control over compliance and the results of that testing based on the requirements of the Uniform Guidance. Accordingly, this report is not suitable for any other purpose.

Report on Schedule of Expenditures of Federal Awards Required by the Uniform Guidance

We have audited the financial statements of the University as of and for the year ended June 30, 2023, and have issued our report thereon dated October 26, 2023, which contained an unmodified opinion on those financial statements. Our audit was performed for the purpose of forming an opinion on the financial statements as a whole. The accompanying schedule of expenditures of federal awards is presented for purposes of additional analysis as required by the Uniform Guidance and is not a required part of the financial statements. Such information is the responsibility of management and was derived from and relates directly to the underlying accounting and other records used to prepare the financial statements. The information has been subjected to the auditing procedures applied in the audit of the financial statements and certain additional procedures, including comparing and reconciling such information directly to the underlying accounting and other records used to prepare the financial statements or to the financial statements themselves, and other additional procedures in accordance with auditing standards generally accepted in the United States of America. In our opinion, the schedule of expenditures of federal awards is fairly stated in all material respects in relation to the financial statements as a whole.

Deloitte & Touche LLP

December 12, 2023

UNIVERSITY OF MINNESOTA

SCHEDULE OF EXPENDITURES OF FEDERAL AWARDS
FOR THE YEAR ENDED JUNE 30, 2023

Cluster, Agency, Subagency, Direct/Pass-through,Pass-through Entity	Award #	ALN#	ALN Program Title	COVID-19	Federal Expenditures	Subrecipient Expenditures
CLUSTERS						
Research						
Agency for International Development						
Passthrough:						
Embassy of the Arab Republic of Egypt	CON-102930 USAID Scholarship Fund	98.UXX	Unid CFDA-United States Agency for International Development		\$ 1,023	\$ -
International Research & Exchanges Board	FY21-YouthExcel-UMN01	98.CXX	Contract-United States Agency for International Development		971	
Kansas State University	A20-0163-S018 Mod 3	98.001	USAID Foreign Assistance for Programs Overseas		153,700	
Michigan State University	9RC112966 - UMN	98.CXX	Contract-United States Agency for International Development		255,416	
Rainforest Alliance, Inc	2021 Agreement	98.001	USAID Foreign Assistance for Programs Overseas		142,393	
University of California, Santa Barbara	KK1976 MOD 4	98.001	USAID Foreign Assistance for Programs Overseas		4,862	
Appalachian Regional Commission						
Passthrough:						
Maryland Dept Of Transportation	P02284 X-1	23.001	Appalachian Regional Development (See individual Appalachian Programs)		137,064	
Department of Agriculture						
Direct	17-CS-11330140-028	10.CXX	Contract-Department of Agriculture		30,893	
Direct	18-CR-11242307-061	10.CXX	Contract-Department of Agriculture		6,942	
Direct	18-JV-11111136-048	10.CXX	Contract-Department of Agriculture		20,380	
Direct	18-JV-11242307-011 Mod 7	10.CXX	Contract-Department of Agriculture		144,652	
Direct	19-JV-11120101-037 Mod.03	10.CXX	Contract-Department of Agriculture		7,210	
Direct	19-JV-11242305-101 Mod 3	10.CXX	Contract-Department of Agriculture		73,204	
Direct	20-CS-11090300-020	10.CXX	Contract-Department of Agriculture		17,486	
Direct	20-CS-11090300-022	10.CXX	Contract-Department of Agriculture		28,010	
Direct	20-CS-11090900-028	10.CXX	Contract-Department of Agriculture		25,800	
Direct	20-CS-11090900-038	10.CXX	Contract-Department of Agriculture		12,351	
Direct	20-JV-11221633-108	10.CXX	Contract-Department of Agriculture		70,250	
Direct	20-JV-11242305-018	10.CXX	Contract-Department of Agriculture		73,200	
Direct	20-JV-11242305-081	10.CXX	Contract-Department of Agriculture		9,606	
Direct	20-JV-11242309-035	10.CXX	Contract-Department of Agriculture		17,121	
Direct	20-JV-11272139-042	10.CXX	Contract-Department of Agriculture		38,611	
Direct	21-CS-11090300-018	10.CXX	Contract-Department of Agriculture		1,625	
Direct	21-PA-11090300-010 Mod-01	10.CXX	Contract-Department of Agriculture		6,837	
Direct	22-CS-11020300-015	10.CXX	Contract-Department of Agriculture		3,999	
Direct	22-CS-11090300-005	10.CXX	Contract-Department of Agriculture		13,421	
Direct	22-JV-11242313-022	10.CXX	Contract-Department of Agriculture		21,202	
Direct	22-PA-11091300-064	10.CXX	Contract-Department of Agriculture		4,912	
Passthrough:						
US Endowment for Forestry & Communities	20-00097	10.CXX	Contract-Department of Agriculture		63,363	
Department of Agriculture, Agricultural Marketing Service						
Direct	Supplemental-2129-A-0149-M	10.170	Specialty Crop Block Grant Program - Farm Bill		4,716	
Passthrough:						
MN Department of Agriculture	167518 PO 3000034001	10.170	Specialty Crop Block Grant Program - Farm Bill		192	
MN Department of Agriculture	186338 / PO 3000037691	10.156	Federal-State Marketing Improvement Program		82,907	
MN Department of Agriculture	220417 PO 3000043950	10.170	Specialty Crop Block Grant Program - Farm Bill		25,426	
MN Department of Agriculture	PO Number: 3000040698/ SWIFT No. 204275	10.170	Specialty Crop Block Grant Program - Farm Bill		38,336	
MN Department of Agriculture	PO: 3000040701/ SWIFT: 204272	10.170	Specialty Crop Block Grant Program - Farm Bill		50,969	
MN Department of Agriculture	SWIFT #204276/ PO #3000040697	10.170	Specialty Crop Block Grant Program - Farm Bill	COVID-19	66,800	
MN Department of Agriculture	Swift 148638 PO 3000029757	10.170	Specialty Crop Block Grant Program - Farm Bill		648	
MN Department of Agriculture	SWIFT 167517 / PO 3000034002	10.170	Specialty Crop Block Grant Program - Farm Bill		17,261	
MN Department of Agriculture	SWIFT 184523/ PO 3000037358	10.170	Specialty Crop Block Grant Program - Farm Bill		18,737	
MN Department of Agriculture	SWIFT 184962	10.170	Specialty Crop Block Grant Program - Farm Bill		4,751	
MN Department of Agriculture	SWIFT 185100	10.170	Specialty Crop Block Grant Program - Farm Bill		22,527	
MN Department of Agriculture	SWIFT 201401 / PO 3000040399	10.170	Specialty Crop Block Grant Program - Farm Bill		41,679	
MN Department of Agriculture	SWIFT 201402 / PO 3000040398	10.170	Specialty Crop Block Grant Program - Farm Bill		17,235	
MN Department of Agriculture	SWIFT 201662 / PO 3000040394	10.170	Specialty Crop Block Grant Program - Farm Bill		30,078	
MN Department of Agriculture	SWIFT 204274/ PO #3000040699	10.170	Specialty Crop Block Grant Program - Farm Bill		31,976	
MN Department of Agriculture	SWIFT 214926 / PO 3000042869	10.170	Specialty Crop Block Grant Program - Farm Bill	COVID-19	13,452	
MN Department of Agriculture	SWIFT 219746 / PO 3000043792	10.170	Specialty Crop Block Grant Program - Farm Bill		10,301	
MN Department of Agriculture	SWIFT 219759 / PO 3000043796	10.170	Specialty Crop Block Grant Program - Farm Bill		34,348	
MN Department of Agriculture	SWIFT 219760 / PO 3000043797	10.170	Specialty Crop Block Grant Program - Farm Bill		5,367	
MN Department of Agriculture	SWIFT 219795 / PO 3000043805	10.170	Specialty Crop Block Grant Program - Farm Bill		12,903	
MN Department of Agriculture	SWIFT 219798/ PO 3000043807	10.170	Specialty Crop Block Grant Program - Farm Bill		17,332	
MN Department of Agriculture	SWIFT 225141/PO 3000045039	10.170	Specialty Crop Block Grant Program - Farm Bill		13,542	
MN Department of Agriculture	SWIFT CONTRACT No. 184955 Amd 1	10.170	Specialty Crop Block Grant Program - Farm Bill		15,722	
MN Department of Agriculture	SWIFT Contract No. 184973 Amd 1	10.170	Specialty Crop Block Grant Program - Farm Bill		13,039	
MN Department of Agriculture	Swift No. 184975	10.170	Specialty Crop Block Grant Program - Farm Bill		16,343	

UNIVERSITY OF MINNESOTA

SCHEDULE OF EXPENDITURES OF FEDERAL AWARDS
FOR THE YEAR ENDED JUNE 30, 2023

Cluster, Agency, Subagency, Direct/Pass-through,Pass-through Entity	Award #	ALN#	ALN Program Title	COVID-19	Federal Expenditures	Subrecipient Expenditures
MN Department of Agriculture	SWIFT No. 201403 / PO 3000040397	10.170	Specialty Crop Block Grant Program - Farm Bill		\$ 67,020	\$ -
MN Department of Agriculture	Swift No. 201405 / PO 3000040396	10.170	Specialty Crop Block Grant Program - Farm Bill		66,407	
MN Department of Agriculture	Swift No. 201660 / PO 3000040395	10.170	Specialty Crop Block Grant Program - Farm Bill		41,121	
MN Department of Agriculture	Swift No. 201665 / PO 3000040393	10.170	Specialty Crop Block Grant Program - Farm Bill		88,945	
MN Department of Agriculture	SWIFT#204282 / PO#3000040694	10.170	Specialty Crop Block Grant Program - Farm Bill		33,330	
MN Fruit and Vegetable Growers	185102	10.170	Specialty Crop Block Grant Program - Farm Bill		8,628	
North Dakota Department of Agriculture	21-343	10.170	Specialty Crop Block Grant Program - Farm Bill		79,932	
North Dakota State University	FAR0035361	10.170	Specialty Crop Block Grant Program - Farm Bill		1,911	
Renewing the Countryside	CON-94311 USDA-AMS-TM-LFPP-G-21-0001	10.172	Local Food Promotion Program		14,029	
University of California, Davis	A21-0139-S001	10.170	Specialty Crop Block Grant Program - Farm Bill		59,175	
University of California, Davis	A23-0469-S001	10.170	Specialty Crop Block Grant Program - Farm Bill		5,811	
University of Wisconsin - Madison	0000001844	10.175	Farmers Market and Local Food Promotion Program		11,315	
University of Wisconsin - Madison	838K913 Amd 2	10.170	Specialty Crop Block Grant Program - Farm Bill		(7,166)	
Department of Agriculture, Agricultural Research Service						
Direct	58-0206-2-100 Amd 1	10.001	Agricultural Research Basic and Applied Research		216,321	
Direct	58-0206-9-178 Amd 5	10.001	Agricultural Research Basic and Applied Research		311,832	
Direct	58-3022-2-016	10.001	Agricultural Research Basic and Applied Research		23,052	
Direct	58-3060-1-025 Amd 1	10.001	Agricultural Research Basic and Applied Research		65,198	
Direct	58-3060-2-036	10.001	Agricultural Research Basic and Applied Research		22,934	
Direct	58-5030-2-001	10.001	Agricultural Research Basic and Applied Research		6,141	
Direct	58-5062-0-007	10.001	Agricultural Research Basic and Applied Research		132,070	
Direct	58-5062-0-008	10.001	Agricultural Research Basic and Applied Research		215,713	103,364
Direct	58-5062-0-012	10.001	Agricultural Research Basic and Applied Research		74,179	
Direct	58-5062-0-013	10.001	Agricultural Research Basic and Applied Research		37	
Direct	58-5062-0-016 Am 4	10.001	Agricultural Research Basic and Applied Research		130,407	
Direct	58-5062-0-018	10.001	Agricultural Research Basic and Applied Research		1,910	
Direct	58-5062-1-008 Amd 1	10.001	Agricultural Research Basic and Applied Research		51,287	
Direct	58-5062-1-009 Amd 1	10.001	Agricultural Research Basic and Applied Research		52,961	
Direct	58-5062-1-011	10.001	Agricultural Research Basic and Applied Research		8,401	
Direct	58-5062-1-012	10.001	Agricultural Research Basic and Applied Research		2,561	
Direct	58-5062-1-013 Amd 3	10.001	Agricultural Research Basic and Applied Research		33,111	
Direct	58-5062-1-015 Amd 1	10.001	Agricultural Research Basic and Applied Research		12,374	
Direct	58-5062-2-002	10.001	Agricultural Research Basic and Applied Research		82,251	
Direct	58-5062-2-004	10.001	Agricultural Research Basic and Applied Research		409,219	
Direct	58-5062-2-007 Amd 2	10.001	Agricultural Research Basic and Applied Research		62,606	
Direct	58-5062-2-008	10.001	Agricultural Research Basic and Applied Research		16,171	
Direct	58-5062-2-011	10.001	Agricultural Research Basic and Applied Research		48,824	
Direct	58-5062-2-012	10.001	Agricultural Research Basic and Applied Research		45,478	
Direct	58-5062-2-015	10.001	Agricultural Research Basic and Applied Research		18,576	
Direct	58-5062-2-016	10.001	Agricultural Research Basic and Applied Research		29,193	
Direct	58-5062-2-017	10.001	Agricultural Research Basic and Applied Research		54,098	
Direct	58-5062-2-019	10.001	Agricultural Research Basic and Applied Research		655	
Direct	58-5062-7-010	10.001	Agricultural Research Basic and Applied Research		18,869	
Direct	58-5062-8-015	10.001	Agricultural Research Basic and Applied Research		92,832	
Direct	58-5062-9-006 AMD 6	10.001	Agricultural Research Basic and Applied Research		81,141	
Direct	58-5062-9-011	10.001	Agricultural Research Basic and Applied Research		173,586	
Direct	58-6066-0-009	10.001	Agricultural Research Basic and Applied Research		(4,642)	
Direct	58-6066-0-047 AMD 2	10.001	Agricultural Research Basic and Applied Research		57	
Direct	58-8020-8-008 Amd 1	10.001	Agricultural Research Basic and Applied Research		9,576	
Direct	58-8064-2-005	10.001	Agricultural Research Basic and Applied Research		25,479	
Direct	58-8064-2-006	10.001	Agricultural Research Basic and Applied Research		24,067	
Direct	58-8064-9-016	10.001	Agricultural Research Basic and Applied Research		38,866	
Direct	58-8064-9-017	10.001	Agricultural Research Basic and Applied Research		103,372	
Direct	59-0206-0-132	10.001	Agricultural Research Basic and Applied Research		13,441	
Direct	59-0206-0-133	10.001	Agricultural Research Basic and Applied Research		53,063	
Direct	59-0206-0-134	10.001	Agricultural Research Basic and Applied Research		16,840	
Direct	59-0206-0-135 Am 2	10.001	Agricultural Research Basic and Applied Research		127,181	
Direct	59-0206-0-177 Amd 3	10.001	Agricultural Research Basic and Applied Research		338,774	
Direct	59-0206-0-181 Am 03	10.001	Agricultural Research Basic and Applied Research		72,734	
Direct	59-0206-0-182 Amd 2	10.001	Agricultural Research Basic and Applied Research		48,863	
Direct	59-0206-2-092	10.001	Agricultural Research Basic and Applied Research		160,603	
Direct	59-0206-2-116	10.001	Agricultural Research Basic and Applied Research		365	
Direct	59-0206-2-127	10.001	Agricultural Research Basic and Applied Research		294,631	
Direct	59-0206-2-140	10.001	Agricultural Research Basic and Applied Research		134,687	
Direct	59-0206-2-147 Amd 01	10.001	Agricultural Research Basic and Applied Research		45,271	
Direct	59-0206-2-150 Am 1	10.001	Agricultural Research Basic and Applied Research		196,794	

UNIVERSITY OF MINNESOTA

SCHEDULE OF EXPENDITURES OF FEDERAL AWARDS
FOR THE YEAR ENDED JUNE 30, 2023

Cluster, Agency, Subagency, Direct/Pass-through,Pass-through Entity	Award #	ALN#	ALN Program Title	COVID-19	Federal Expenditures	Subrecipient Expenditures
Direct	59-2032-0-005	10.001	Agricultural Research Basic and Applied Research		\$ 10,558	\$ -
Direct	59-2072-2-002	10.001	Agricultural Research Basic and Applied Research		16,892	255
Direct	59-5062-1-001	10.001	Agricultural Research Basic and Applied Research		33,292	
Direct	59-5062-2-001	10.001	Agricultural Research Basic and Applied Research		85,554	
Direct	59-6066-1-001	10.001	Agricultural Research Basic and Applied Research		10,444	
Direct	59-6070-2-001	10.001	Agricultural Research Basic and Applied Research		15,311	
Direct	59-6070-2-023	10.001	Agricultural Research Basic and Applied Research		20,880	
Direct	59-6070-3-001	10.001	Agricultural Research Basic and Applied Research		39,111	
Direct	59-6070-3-021	10.001	Agricultural Research Basic and Applied Research		2,000	
Direct	59-8042-0-001	10.001	Agricultural Research Basic and Applied Research		36,056	
Direct	59-8042-2-007	10.001	Agricultural Research Basic and Applied Research		20,033	
Direct	59-8044-1-001	10.001	Agricultural Research Basic and Applied Research		55,382	
Direct	59-8062-2-001	10.001	Agricultural Research Basic and Applied Research		36,904	
Department of Agriculture, Animal and Plant Health Inspection Service						
Direct	AP20VSCFAH00C053	10.025	Plant and Animal Disease, Pest Control, and Animal Care		14,996	
Direct	AP21VSD&B000C007	10.025	Plant and Animal Disease, Pest Control, and Animal Care		(6,122)	
Direct	AP21VSD&B000C008	10.025	Plant and Animal Disease, Pest Control, and Animal Care		53,270	
Direct	AP21VSD&B000C009	10.025	Plant and Animal Disease, Pest Control, and Animal Care		50,923	
Direct	AP21VSD&B000C016	10.025	Plant and Animal Disease, Pest Control, and Animal Care		108,637	69,029
Direct	AP21VSSP0000C010 Amd 0001	10.025	Plant and Animal Disease, Pest Control, and Animal Care		51,637	
Direct	AP21VSSP0000C023	10.025	Plant and Animal Disease, Pest Control, and Animal Care		59,399	
Direct	AP21VSSP0000C030	10.025	Plant and Animal Disease, Pest Control, and Animal Care		109,666	
Direct	AP21VSSP0000C046	10.025	Plant and Animal Disease, Pest Control, and Animal Care		112,475	
Direct	AP21VSSP0000C070	10.025	Plant and Animal Disease, Pest Control, and Animal Care		76,165	
Direct	AP22VSD&B000C005	10.025	Plant and Animal Disease, Pest Control, and Animal Care		138,486	
Direct	AP22VSD&B000C024	10.025	Plant and Animal Disease, Pest Control, and Animal Care		91,478	85,677
Direct	AP22VSD&B000C028	10.025	Plant and Animal Disease, Pest Control, and Animal Care		139,592	39,205
Direct	AP22VSSP0000C006	10.025	Plant and Animal Disease, Pest Control, and Animal Care		142,825	
Direct	AP22VSSP0000C014	10.025	Plant and Animal Disease, Pest Control, and Animal Care		77,239	
Direct	AP22VSSP0000C032	10.025	Plant and Animal Disease, Pest Control, and Animal Care		164,458	
Direct	AP22VSSP0000C035	10.025	Plant and Animal Disease, Pest Control, and Animal Care		222,332	
Direct	AP22VSSP0000C037	10.025	Plant and Animal Disease, Pest Control, and Animal Care		27,695	
Direct	AP22VSSP0000C051	10.025	Plant and Animal Disease, Pest Control, and Animal Care		150,000	
Direct	AP22VSSP0000C052	10.025	Plant and Animal Disease, Pest Control, and Animal Care		138,587	
Direct	AP23VSSP0000C039	10.025	Plant and Animal Disease, Pest Control, and Animal Care		19,929	
Direct	AP23VSSP0000C040	10.025	Plant and Animal Disease, Pest Control, and Animal Care		21,561	
Direct	AP23VSSP0000C046	10.025	Plant and Animal Disease, Pest Control, and Animal Care		23,823	
Direct	AP23VSSP0000C072	10.025	Plant and Animal Disease, Pest Control, and Animal Care		116	
Direct	AP23WSNWR000C007	10.028	Wildlife Services	COVID-19	211,088	
Passthrough:						
Michigan State University	RC113415-UMN	10.028	Wildlife Services		16,566	
Michigan State University	RC113415-UMN-Lichtenberg	10.028	Wildlife Services		24,379	
Minnesota Board of Animal Health	185140	10.025	Plant and Animal Disease, Pest Control, and Animal Care		6,932	
Minnesota Board of Animal Health	206380 Am2	10.025	Plant and Animal Disease, Pest Control, and Animal Care		86,519	467
Minnesota Board of Animal Health	219911	10.025	Plant and Animal Disease, Pest Control, and Animal Care		81,019	
State of Nebraska	AP21VSSPRS00C123-MN	10.025	Plant and Animal Disease, Pest Control, and Animal Care		8,801	
Department of Agriculture, Economic Research Service						
Direct	58-3000-8-0060	10.250	Agricultural and Rural Economic Research, Cooperative Agreements and Collaborations		24,169	
Direct	58-4000-2-0101	10.250	Agricultural and Rural Economic Research, Cooperative Agreements and Collaborations		4,785	
Direct	58-4000-7-0107 Am 1	10.253	Consumer Data and Nutrition Research		1	
Direct	58-4000-8-0019 Amd 01	10.253	Consumer Data and Nutrition Research		12,992	
Direct	58-6000-2-0108	10.250	Agricultural and Rural Economic Research, Cooperative Agreements and Collaborations		12,189	
Passthrough:						
Colorado State University	G-91454-01	10.250	Agricultural and Rural Economic Research, Cooperative Agreements and Collaborations		17,129	
Department of Agriculture, Farm Service Agency						
Direct	FBC21CPT0011809	10.069	Conservation Reserve Program		125,114	
Department of Agriculture, Foreign Agricultural Service						
Direct	EMP-2022-09	10.603	Emerging Markets Program		140,125	
Passthrough:						
Technoserve, Inc	CON-102663 USDA016N Prosper Cashew project	10.606	Food for Progress		37,450	
Department of Agriculture, Forest Service						
Direct	19-DG-11420000-291	10.680	Forest Health Protection		6,912	

UNIVERSITY OF MINNESOTA

SCHEDULE OF EXPENDITURES OF FEDERAL AWARDS
FOR THE YEAR ENDED JUNE 30, 2023

Cluster, Agency, Subagency, Direct/Pass-through,Pass-through Entity	Award #	ALN#	ALN Program Title	COVID-19	Federal Expenditures	Subrecipient Expenditures
Direct	20-CR-11242306-110	10.664	Cooperative Forestry Assistance	\$	32,089	\$ -
Direct	20-DG-11094200-177	10.674	Wood Utilization Assistance		25,357	7,180
Direct	20-DG-11094200-211	10.680	Forest Health Protection		22,048	
Direct	20-JV-11242305-118	10.707	Research Joint Venture and Cost Reimbursable Agreements		1,990	
Direct	21-CR-11242307-051 MOD 003	10.707	Research Joint Venture and Cost Reimbursable Agreements		307,631	
Direct	21-DG-11094200-255 Mod 1	10.680	Forest Health Protection		6,982	
Direct	21-DG-11132762-282	10.684	International Forestry Programs		332,404	
Direct	21-JV-11242307-012	10.664	Cooperative Forestry Assistance		30,506	
Direct	21-JV-11242307-027	10.682	National Forest Foundation		100,058	
Direct	21-JV-11242307-036	10.680	Forest Health Protection		104,377	
Direct	21-JV-11242313-054	10.680	Forest Health Protection		13,958	
Direct	22-CR-11242307-028	10.707	Research Joint Venture and Cost Reimbursable Agreements		66,017	
Direct	22-DG-11094200-260	10.680	Forest Health Protection		23,250	
Direct	23-DG-110942009-252	10.674	Wood Utilization Assistance		30,697	
Direct	I20-CS-11330180-011 Mod 2	10.699	Partnership Agreements		17,719	
Passthrough:						
MN Department of Natural Resources	170371/3-164714	10.664	Cooperative Forestry Assistance		59,709	
MN Department of Natural Resources	204112 21-DG-11094200-121	10.675	Urban and Community Forestry Program		136,000	
MN Department of Natural Resources	22437	10.675	Urban and Community Forestry Program		107,087	
MN Department of Natural Resources	SWIFT Contract/PO Nos. 174931 / 3-169025	10.680	Forest Health Protection		2,055	
Vermont Agency of Natural Resources	06130-INVLSR21-01	10.664	Cooperative Forestry Assistance		10,040	
Washington State University	138183 SPC003718	10.674	Wood Utilization Assistance		3,174	
Department of Agriculture, National Institute of Food and Agriculture						
Direct	2016-68003-24850 / 2022-00699 AM 7	10.310	Agriculture and Food Research Initiative (AFRI)		56,894	
Direct	2017-38640-26916 Am 2	10.215	Sustainable Agriculture Research and Education		177,346	(8,022)
Direct	2017-51181-27222	10.309	Specialty Crop Research Initiative		179,910	131,619
Direct	2018-33522-28747 Amendment 1	10.219	Biotechnology Risk Assessment Research		37,931	
Direct	2018-38640-28416	10.215	Sustainable Agriculture Research and Education		1,118,286	636,934
Direct	2018-51181-28704	10.309	Specialty Crop Research Initiative		2,292,255	1,486,407
Direct	2018-51300-28563 / 2022-05638	10.307	Organic Agriculture Research and Extension Initiative		112,150	3,365
Direct	2018-67011-36032 Amd 1 / 2022-06099	10.310	Agriculture and Food Research Initiative (AFRI)		41,232	
Direct	2018-67013-27403 / 2022-07407 Amd 2	10.310	Agriculture and Food Research Initiative (AFRI)		166,048	
Direct	2018-67013-27532 Amd 01 / 2017-06484	10.310	Agriculture and Food Research Initiative (AFRI)		179,074	45,394
Direct	2018-67013-27534	10.310	Agriculture and Food Research Initiative (AFRI)		39,840	
Direct	2018-67013-27819 / 2017-08221	10.310	Agriculture and Food Research Initiative (AFRI)		201,120	
Direct	2018-67013-28061 / 2017-08222	10.310	Agriculture and Food Research Initiative (AFRI)		120,910	
Direct	2018-67019-27808 Amd 2	10.310	Agriculture and Food Research Initiative (AFRI)		15,201	
Direct	2018-68003-27464	10.310	Agriculture and Food Research Initiative (AFRI)		146,764	
Direct	2018-68005-27635 Amendment 3	10.310	Agriculture and Food Research Initiative (AFRI)		(73)	
Direct	2018-70027-28584 Am 8 / 2021-00257	10.500	Cooperative Extension Service		381,440	296,166
Direct	2019-33522-30200	10.219	Biotechnology Risk Assessment Research		186,426	12,875
Direct	2019-38640-29879	10.215	Sustainable Agriculture Research and Education		1,881,078	1,432,504
Direct	2019-51181-30025	10.309	Specialty Crop Research Initiative		1,114,380	499,288
Direct	2019-51300-30484	10.307	Organic Agriculture Research and Extension Initiative		290,774	101,020
Direct	2019-67009-29004	10.310	Agriculture and Food Research Initiative (AFRI)		268,634	139,190
Direct	2019-67013-29201	10.310	Agriculture and Food Research Initiative (AFRI)		117,975	
Direct	2019-67015-29918	10.310	Agriculture and Food Research Initiative (AFRI)		386,259	
Direct	2019-67017-29110 / 2018-06198	10.310	Agriculture and Food Research Initiative (AFRI)		96,055	
Direct	2019-67017-29184 / 2023-05484	10.310	Agriculture and Food Research Initiative (AFRI)		36,032	
Direct	2019-67017-29582	10.310	Agriculture and Food Research Initiative (AFRI)		73,177	
Direct	2019-67019-29403 Amendment 1	10.310	Agriculture and Food Research Initiative (AFRI)		112,934	24,665
Direct	2019-67030-29569 Am 2	10.310	Agriculture and Food Research Initiative (AFRI)		19,454	
Direct	2019-68008-29892 / 2021-07443	10.310	Agriculture and Food Research Initiative (AFRI)		118,234	
Direct	2019-70005-30287 Am02	10.330	Alfalfa and Forage Research Program		71,889	
Direct	2020-38414-32003 / 2020-01933	10.226	Secondary and Two-Year Postsecondary Agriculture Education Challenge Grants		22,687	19,998
Direct	2020-38640-31522	10.215	Sustainable Agriculture Research and Education		2,504,738	2,046,099
Direct	2020-51106-32357	10.303	Integrated Programs		165,978	
Direct	2020-51300-32177 Am 3	10.307	Organic Agriculture Research and Extension Initiative		320,876	
Direct	2020-67013-30869	10.310	Agriculture and Food Research Initiative (AFRI)		220,818	
Direct	2020-67013-31187	10.310	Agriculture and Food Research Initiative (AFRI)		128,594	
Direct	2020-67015-31133 / 2023-03388 Amd 2	10.310	Agriculture and Food Research Initiative (AFRI)		121,886	71,436
Direct	2020-67015-31394 / 2019-03089	10.310	Agriculture and Food Research Initiative (AFRI)		137,106	
Direct	2020-67015-31678 / 2019-05908	10.310	Agriculture and Food Research Initiative (AFRI)		116,801	
Direct	2020-67017-30787 / 2019-06931 Amd 2	10.310	Agriculture and Food Research Initiative (AFRI)		180,081	
Direct	2020-67017-33235	10.310	Agriculture and Food Research Initiative (AFRI)		186,926	

UNIVERSITY OF MINNESOTA

SCHEDULE OF EXPENDITURES OF FEDERAL AWARDS
FOR THE YEAR ENDED JUNE 30, 2023

Cluster, Agency, Subagency, Direct/Pass-through,Pass-through Entity	Award #	ALN#	ALN Program Title	COVID-19	Federal Expenditures	Subrecipient Expenditures
Direct	2020-67019-31148	10.310	Agriculture and Food Research Initiative (AFRI)		\$ 158,397	\$ -
Direct	2020-67021-30755 Amd 1	10.310	Agriculture and Food Research Initiative (AFRI)		304,246	
Direct	2020-67021-31956 / 2019-06437	10.310	Agriculture and Food Research Initiative (AFRI)		60,960	
Direct	2020-67021-32465 / 2019-07443	10.310	Agriculture and Food Research Initiative (AFRI)		48,443	
Direct	2020-67021-32477 Am 1	10.310	Agriculture and Food Research Initiative (AFRI)		210,510	153,222
Direct	2020-67023-33263 / 2023-00655 Amd 03	10.310	Agriculture and Food Research Initiative (AFRI)		40,984	40,984
Direct	2020-67034-31739 / 2019-07137	10.310	Agriculture and Food Research Initiative (AFRI)		38,297	
Direct	2020-67034-31940 Amendment 1	10.310	Agriculture and Food Research Initiative (AFRI)		20,421	
Direct	2020-68006-33037 Amd 2	10.310	Agriculture and Food Research Initiative (AFRI)	COVID-19	206,905	123,092
Direct	2020-68008-31410 / 2023-04061 Amd 2	10.310	Agriculture and Food Research Initiative (AFRI)		68,746	
Direct	2020-68012-31934	10.310	Agriculture and Food Research Initiative (AFRI)		1,648,085	806,063
Direct	2020-68014-30974 / 2019-08207	10.310	Agriculture and Food Research Initiative (AFRI)		424,228	
Direct	2020-70003-30925 Am 3	10.217	Higher Education - Institution Challenge Grants Program		35,253	
Direct	2021-33522-35340	10.219	Biotechnology Risk Assessment Research		129,997	
Direct	2021-38420-34078 / 2022-06258	10.210	Higher Education-Graduate Fellowships Grant Program		79,059	
Direct	2021-38640-34714 Am 3	10.215	Sustainable Agriculture Research and Education		1,570,460	1,064,459
Direct	2021-51181-35861	10.309	Specialty Crop Research Initiative		1,875,995	571,330
Direct	2021-51300-34894	10.307	Organic Agriculture Research and Extension Initiative		354,100	
Direct	2021-67013-34565 Amendment 1	10.310	Agriculture and Food Research Initiative (AFRI)		93,804	53,715
Direct	2021-67015-34462	10.310	Agriculture and Food Research Initiative (AFRI)		146,153	
Direct	2021-67015-34558	10.310	Agriculture and Food Research Initiative (AFRI)		126,638	21,147
Direct	2021-67023-33821	10.310	Agriculture and Food Research Initiative (AFRI)		133,321	28,523
Direct	2021-67034-35177 Amendment 1	10.310	Agriculture and Food Research Initiative (AFRI)		73,279	
Direct	2021-68014-33655 / 2010-38575A	10.310	Agriculture and Food Research Initiative (AFRI)		333,722	
Direct	2021-68015-33499	10.310	Agriculture and Food Research Initiative (AFRI)		196,203	
Direct	2021-70027-34669-Amendment #6	10.500	Cooperative Extension Service		665,404	
Direct	2021-70033-35696	10.311	Beginning Farmer and Rancher Development Program		338,575	77,409
Direct	2022-38640-37486	10.215	Sustainable Agriculture Research and Education		72,251	9,423
Direct	2022-51181-38240 Amd 2	10.309	Specialty Crop Research Initiative		110,314	6,150
Direct	2022-67013-36128	10.310	Agriculture and Food Research Initiative (AFRI)		60,740	
Direct	2022-67013-36129	10.310	Agriculture and Food Research Initiative (AFRI)		124,102	69,680
Direct	2022-67013-36505	10.310	Agriculture and Food Research Initiative (AFRI)		152,449	
Direct	2022-67015-36311	10.310	Agriculture and Food Research Initiative (AFRI)		143,220	78,335
Direct	2022-67015-36320 / 2022-02035	10.310	Agriculture and Food Research Initiative (AFRI)		106,916	
Direct	2022-67015-36660	10.310	Agriculture and Food Research Initiative (AFRI)		88,700	
Direct	2022-67023-36732	10.310	Agriculture and Food Research Initiative (AFRI)		202,705	112,686
Direct	2022-67037-36617	10.310	Agriculture and Food Research Initiative (AFRI)		101,508	
Direct	2022-67037-36640	10.310	Agriculture and Food Research Initiative (AFRI)		105,140	
Direct	2022-68008-37146	10.310	Agriculture and Food Research Initiative (AFRI)		54,879	
Direct	2023-67011-40343	10.310	Agriculture and Food Research Initiative (AFRI)		1,997	
Direct	2023-67012-39266	10.310	Agriculture and Food Research Initiative (AFRI)		14,671	
Direct	2023-67013-39533 / proposal 2022-10940	10.310	Agriculture and Food Research Initiative (AFRI)		5,778	
Direct	2023-67013-39894	10.310	Agriculture and Food Research Initiative (AFRI)		4,385	
Direct	2023-68015-39602	10.310	Agriculture and Food Research Initiative (AFRI)		2,550	
Direct	21-JV-11242309-074	10.512	Agriculture Extension at 1890 Land-grant Institutions		15,877	
Direct	NS Prog-Animal Health and Disease Research Fund Appr	10.207	Animal Health and Disease Research		175,445	
Direct	NS Prog-Hatch Act Fund Appr	10.203	Payments to Agricultural Experiment Stations Under the Hatch Act		6,872,092	
Direct	NS Prog-Mcintire-Stennis Fund Appr	10.202	Cooperative Forestry Research		933,000	
Passthrough:						
Arizona State University	ASUB00000726	10.310	Agriculture and Food Research Initiative (AFRI)		25,110	
Colorado State University	G-40584-02	10.310	Agriculture and Food Research Initiative (AFRI)		4,299	
Cornell University	137901-21036 Amd 02	10.307	Organic Agriculture Research and Extension Initiative		23,619	
Cornell University	139701-21225	10.330	Alfalfa and Forage Research Program		12,185	
Cornell University	86588-11191 Amd 4	10.303	Integrated Programs		52,611	
Fond Du Lac Tribal & Community College	1	10.227	1994 Institutions Research Program		3,148	
Frontline Biotechnologies Inc	CON-97177 2021-33530-34609	10.212	Small Business Innovation Research		11	
Illinois State University	A18-0071-S003 A04	10.310	Agriculture and Food Research Initiative (AFRI)		7,679	
Iowa State University	019585X	10.200	Grants for Agricultural Research, Special Research Grants		15,611	
Kansas State University	A21-0411-S001	10.310	Agriculture and Food Research Initiative (AFRI)		17,103	
KWJ Engineering, Inc	CON-87314 20203353032997	10.212	Small Business Innovation Research		29,569	
Lakril Technologies Corporation	001	10.212	Small Business Innovation Research		21,423	
Michigan State University	RC111153B / 2020-67015-30827 prime	10.310	Agriculture and Food Research Initiative (AFRI)		23,479	
Michigan State University	RC112679B Amd 2	10.200	Grants for Agricultural Research, Special Research Grants		235,365	
Michigan State University	RC112910T	10.304	Homeland Security Agricultural		5,694	

UNIVERSITY OF MINNESOTA

**SCHEDULE OF EXPENDITURES OF FEDERAL AWARDS
FOR THE YEAR ENDED JUNE 30, 2023**

Cluster, Agency, Subagency, Direct/Pass-through,Pass-through Entity	Award #	ALN#	ALN Program Title	COVID-19	Federal Expenditures	Subrecipient Expenditures
Michigan State University	RC114390UMN	10.304	Homeland Security Agricultural	\$	23,572	\$ -
Mississippi State University	016200.327031.01	10.310	Agriculture and Food Research Initiative (AFRI)		1,122	
Montana State University	G205-18-W7165	10.217	Higher Education - Institution Challenge Grants Program		2,266	
National 4-H Council	CON-103410 2021-67037-33376	10.310	Agriculture and Food Research Initiative (AFRI)		87,180	
North Carolina State University	2017-0398-07 Amendment 2	10.309	Specialty Crop Research Initiative		6	
North Carolina State University	2020/0510-01	10.310	Agriculture and Food Research Initiative (AFRI)		12,430	
North Dakota State University	FAR0036178	10.200	Grants for Agricultural Research, Special Research Grants		2,345	
Oregon State University	C05668-B Am 1	10.307	Organic Agriculture Research and Extension Initiative		50,113	
Pennsylvania State University	S001635-USDA	10.310	Agriculture and Food Research Initiative (AFRI)		174	
Prairie View A&M University	2109966	10.216	1890 Institution Capacity Building Grants		25,385	
Princeton University	SUB0000375 Am3	10.310	Agriculture and Food Research Initiative (AFRI)		140,311	
Purdue University	F9000315202088	10.310	Agriculture and Food Research Initiative (AFRI)		119,628	
Red Lake Nation College	2021-38424-33458 Amd 1	10.227	1994 Institutions Research Program		12,764	
Red Lake Nation College	2023-1.Amd 1	10.227	1994 Institutions Research Program		9,536	
Sasya LLC	3TM372UMN Amendment 2	10.320	Sun Grant Program		37,199	
South Dakota Game, Fish and Parks	MSN267060	10.500	Cooperative Extension Service		17,843	
State of Connecticut	CAES-2022-23107-1	10.310	Agriculture and Food Research Initiative (AFRI)		36,200	
Texas A&M University	M2002885	10.309	Specialty Crop Research Initiative		15,604	
Texas A&M University	M2300280	10.309	Specialty Crop Research Initiative		96,443	
Texas Tech University	21A530-01	10.310	Agriculture and Food Research Initiative (AFRI)		30,742	
The Ohio State University	60078003 SPC-1000004399 PO RF01620641	10.307	Organic Agriculture Research and Extension Initiative		17,710	
The Ohio State University	SPC-1000006943 / GR122852	10.310	Agriculture and Food Research Initiative (AFRI)		29,220	
The University of Maine	UMS1386	10.307	Organic Agriculture Research and Extension Initiative		41,857	
The University of Tennessee - Knoxville	9500070953 Mod 1	10.310	Agriculture and Food Research Initiative (AFRI)		729	
Two Blades Foundation	CON-81718 20206701330871	10.310	Agriculture and Food Research Initiative (AFRI)		122,409	
University of California, Davis	A22-1483-5010	10.310	Agriculture and Food Research Initiative (AFRI)		147,188	
University of Connecticut	Subaward No. 409420 Amd 2	10.310	Agriculture and Food Research Initiative (AFRI)		105,766	
University of Illinois at Urbana - Champaign	112330-19404	10.310	Agriculture and Food Research Initiative (AFRI)		10,491	
University of Maryland	91310-Z5208204 Am B	10.310	Agriculture and Food Research Initiative (AFRI)		126,798	
University of Maryland	95353-Z5248202	10.310	Agriculture and Food Research Initiative (AFRI)		2,413	
University of Missouri	C00075394-1	10.309	Specialty Crop Research Initiative		44,234	
University of Nebraska - Lincoln	25-1220-0005-002	10.310	Agriculture and Food Research Initiative (AFRI)		39,882	
University of New Hampshire	L0106	10.303	Integrated Programs		140,883	
University of Pennsylvania	PO # 4804190	10.310	Agriculture and Food Research Initiative (AFRI)		109,226	
University of Washington	UWSC13907 AMD 1 / BPO 67816	10.310	Agriculture and Food Research Initiative (AFRI)		89,767	
University of Wisconsin - Madison	0000000256	10.310	Agriculture and Food Research Initiative (AFRI)		178,166	
University of Wisconsin - Madison	0000000367 Am 3	10.309	Specialty Crop Research Initiative		78,566	
University of Wisconsin - Madison	0000001594 Amendment 1	10.200	Grants for Agricultural Research, Special Research Grants		35,861	
University of Wisconsin - Madison	0000001641 Amd 1	10.303	Integrated Programs		95,534	
University of Wisconsin - Madison	0000001781 Am 1	10.310	Agriculture and Food Research Initiative (AFRI)		21,190	
University of Wisconsin - Madison	859K040	10.310	Agriculture and Food Research Initiative (AFRI)		42,484	
Virginia Polytechnic Inst & State Univ	422680-19114	10.312	Biomass Research and Development Initiative Competitive Grants Program (BRDI)		41,319	
Virginia Tech	423656-19114	10.310	Agriculture and Food Research Initiative (AFRI)		55,460	
Western Illinois University	2019-69012-29851-02 / PO: N002309	10.310	Agriculture and Food Research Initiative (AFRI)		934,624	47,289
Department of Agriculture, Natural Resources Conservation Service						
Direct	NR193A750008G001	10.912	Environmental Quality Incentives Program		1,090	
Direct	NR203A750008G002 Amd 1	10.912	Environmental Quality Incentives Program		197,543	
Direct	NR213A750013G005	10.912	Environmental Quality Incentives Program		249,432	96,020
Direct	NR213A750013G029	10.912	Environmental Quality Incentives Program		44,469	
Direct	NR213A750023C007	10.924	Conservation Stewardship Program		4,368	
Direct	NR223A750003C074	10.902	Soil and Water Conservation		69,902	
Direct	NR223A750025C013	10.903	Soil Survey		56,985	
Passthrough:						
University of Illinois	103926-18836	10.912	Environmental Quality Incentives Program		1,457	
Department of Agriculture, USDA, Office of the Chief Economist						
Direct	FSA20CPT0011012 Am 1	10.290	Agricultural Market and Economic Research		118,705	
Department of Commerce						
Passthrough:						
Srcco	2018-NE-2861-3	11.CXX	Contract-Department of Commerce		1,462,341	927,253
Department of Commerce, National Institute of Standards and Technology						
Direct	70NANB20H175	11.609	Measurement and Engineering Research and Standards		52,721	
Direct	70NANB22H021	11.609	Measurement and Engineering Research and Standards		55,737	
Direct	70NANB22H109	11.609	Measurement and Engineering Research and Standards		39,528	
Passthrough:						
3D Array Technology LLC	CON-99164 70NANB22H118	11.620	Science, Technology, Business and/or Education Outreach		9,316	

UNIVERSITY OF MINNESOTA

SCHEDULE OF EXPENDITURES OF FEDERAL AWARDS
FOR THE YEAR ENDED JUNE 30, 2023

Cluster, Agency, Subagency, Direct/Pass-through,Pass-through Entity	Award #	ALN#	ALN Program Title	COVID-19	Federal Expenditures	Subrecipient Expenditures
Department of Commerce, National Oceanic and Atmospheric Administration						
Direct	NA20NOS4200147	11.420	Coastal Zone Management Estuarine Research Reserves	\$	30,315	\$ -
Direct	NA21OAR4310134 Amd 1	11.431	Climate and Atmospheric Research		121,374	
Direct	NA21OAR4310282	11.431	Climate and Atmospheric Research		78,428	21,437
Direct	NA22OAR4310200	11.431	Climate and Atmospheric Research		3,276	
Passthrough:						
Florida Atlantic University	IOOS098/HABON-02 / UR-K221	11.012	Integrated Ocean Observing System (IOOS)		11,963	
Great Lakes Observing System	IOOS025/SGL-19	11.012	Integrated Ocean Observing System (IOOS)		5,361	
Great Lakes Observing System	IOOS098/YR3-NBN-26	11.012	Integrated Ocean Observing System (IOOS)		8,903	
Great Lakes Observing System	IOOS098-HFR-02	11.012	Integrated Ocean Observing System (IOOS)		10,000	
Minnesota's Lake Superior Coastal Prog	217139/PO 3000219590	11.419	Coastal Zone Management Administration Awards		2,323	
MN Department of Natural Resources	199377	11.419	Coastal Zone Management Administration Awards		66,957	
MN Department of Natural Resources	199380	11.419	Coastal Zone Management Administration Awards		6,952	
MN Department of Natural Resources	217176/3000219777	11.419	Coastal Zone Management Administration Awards		23,345	
The University of Alabama	A22-0304-S003	11.432	National Oceanic and Atmospheric Administration (NOAA) Cooperative Institutes		69,443	
The University of Alabama	A22-0358-S001 Am 1	11.432	National Oceanic and Atmospheric Administration (NOAA) Cooperative Institutes		23,415	
University of Maryland	102651-Z7554215 Mod A	11.432	National Oceanic and Atmospheric Administration (NOAA) Cooperative Institutes		128,821	
University of Michigan	SUBK00015903 PO#3006590620	11.432	National Oceanic and Atmospheric Administration (NOAA) Cooperative Institutes		68,890	
University of Michigan	SUBK00016712/PO#3006795872	11.432	National Oceanic and Atmospheric Administration (NOAA) Cooperative Institutes		9,699	
University of Michigan	SUBK00016726	11.432	National Oceanic and Atmospheric Administration (NOAA) Cooperative Institutes		2,168	
University of Michigan	SUBK00017615/PO # 3007057576, Amend. 1	11.432	National Oceanic and Atmospheric Administration (NOAA) Cooperative Institutes		23,292	
University of Michigan	SUBK00018514-PO# 3007248437	11.478	Center for Sponsored Coastal Ocean Research Coastal Ocean Program		5,119	
University of Nebraska Medical Center	35-5420-2005-002 Amd 4	11.431	Climate and Atmospheric Research		21,479	
University of Windsor	CON-100628 NA21NOS0120098	11.012	Integrated Ocean Observing System (IOOS)		20,920	
University of Wisconsin - Madison	0000002537	11.419	Coastal Zone Management Administration Awards		75,839	
Department of Defense						
Direct	FA8750-22-C-1034 Amd P00002	12.CXX	Contract-Department of Defense		355,450	
Direct	N00014-17-1-2438, A00005ARZ999	12.300	Basic and Applied Scientific Research		590,603	262,592
Direct	N00014-17-1-2547 A00002	12.300	Basic and Applied Scientific Research		109,745	
Direct	N00014-17-1-2676 P05	12.300	Basic and Applied Scientific Research		232,380	167,679
Direct	N00014-18-1-2196 Mod A04	12.300	Basic and Applied Scientific Research		(527)	
Direct	N00014-18-1-2800 P06	12.300	Basic and Applied Scientific Research		81,911	
Direct	N00014-19-1-2037 P00003	12.300	Basic and Applied Scientific Research		78,225	
Direct	N00014-19-1-2139 P04	12.300	Basic and Applied Scientific Research		77,463	
Direct	N00014-19-1-2623	12.300	Basic and Applied Scientific Research		761,547	
Direct	N00014-20-1-2103 P00004	12.300	Basic and Applied Scientific Research		192,234	
Direct	N00014-20-1-2196 A00003	12.300	Basic and Applied Scientific Research		101,088	
Direct	N00014-20-1-2361 A00001	12.300	Basic and Applied Scientific Research		167,533	
Direct	N00014-20-1-2682 P04	12.300	Basic and Applied Scientific Research		1,656,600	901,424
Direct	N00014-20-1-2717/P00004	12.300	Basic and Applied Scientific Research		76,641	
Direct	N00014-20-1-2732 ARZ999 A00001	12.300	Basic and Applied Scientific Research		215,625	
Direct	N00014-20-1-2747 P00004	12.300	Basic and Applied Scientific Research		117,051	
Direct	N00014-20-1-2767 P03	12.300	Basic and Applied Scientific Research		250,213	
Direct	N00014-21-1-2166 P00002	12.300	Basic and Applied Scientific Research		139,126	
Direct	N00014-21-1-2455/P00003	12.300	Basic and Applied Scientific Research		226,671	
Direct	N00014-21-1-2463 Mod P00003	12.300	Basic and Applied Scientific Research		571,356	128,856
Direct	N00014-21-1-2590-P00001	12.300	Basic and Applied Scientific Research		184,640	104,896
Direct	N00014-22-1-2029	12.300	Basic and Applied Scientific Research		148,280	81,232
Direct	N00014-22-1-2140/P00002	12.300	Basic and Applied Scientific Research		227,910	
Direct	N00014-22-1-2287 P00003	12.300	Basic and Applied Scientific Research		161,862	
Direct	N00014-22-1-2481 P03	12.300	Basic and Applied Scientific Research		107,473	
Direct	N00014-22-1-2491 Am. ARZ999 MOD P00001	12.300	Basic and Applied Scientific Research		148,895	
Direct	N00014-22-1-2636 P00001	12.300	Basic and Applied Scientific Research		33,148	
Direct	N00014-22-1-2658	12.330	Science, Technology, Engineering & Mathematics (STEM) Education, Outreach and Workforce Program		219,519	
Direct	N00014-23-1-2049 P00001	12.300	Basic and Applied Scientific Research		37,093	
Direct	N00014-23-1-2460	12.300	Basic and Applied Scientific Research		15,810	
Direct	N00167-17-D-0002/N0016721F0231	12.CXX	Contract-Department of Defense		40,871	

UNIVERSITY OF MINNESOTA

SCHEDULE OF EXPENDITURES OF FEDERAL AWARDS
FOR THE YEAR ENDED JUNE 30, 2023

Cluster, Agency, Subagency, Direct/Pass-through, Pass-through Entity	Award #	ALN#	ALN Program Title	COVID-19	Federal Expenditures	Subrecipient Expenditures
Direct	N3943020P2205 (Req 1300850525)	12.CXX	Contract-Department of Defense		\$ 96,467	\$ -
Direct	W81XWH-18-1-0806 P00004 NCE	12.CXX	Contract-Department of Defense		35,993	16,397
Direct	W81XWH2020047	12.CXX	Contract-Department of Defense		301,350	
Direct	W81XWH20C0127 P00003	12.CXX	Contract-Department of Defense		126,345	
Direct	W912HQ19C0050	12.CXX	Contract-Department of Defense		296,397	58,960
Direct	W912HQ20C0041 P00004	12.CXX	Contract-Department of Defense		190,322	
Direct	W912HQ20C0078	12.CXX	Contract-Department of Defense		153,603	100,609
Direct	W912HZ-18-2-0019 P00004	12.CXX	Contract-Department of Defense		59,107	
Passthrough:						
Applied Research Associates, Inc	PO-01633	12.CXX	Contract-Department of Defense		17,920	
Dzyne Technologies Incorporated	MON001-S-016-05 Mod 2	12.CXX	Contract-Department of Defense		17,462	
Florida State University	R00002854-02	12.300	Basic and Applied Scientific Research		44,537	
General Electric Company	PO 401146966 Amend 1	12.CXX	Contract-Department of Defense		3	
Innovative Scientific Solutions, Inc	SB20271	12.CXX	Contract-Department of Defense		46,494	
Johns Hopkins University	169877 Modification 09	12.CXX	Contract-Department of Defense		848,791	
Leidos Biomedical Research, Inc	P010267229-Modification #1	12.CXX	Contract-Department of Defense		80,927	
Luna Innovations Incorporated	7102-DPA-1T/UMINN	12.CXX	Contract-Department of Defense		55,406	
Niron Magnetics, Inc	S-2021-0059-0001-Amendment #1	12.CXX	Contract-Department of Defense		126,424	
Novateur Research Solutions, LLC	W911NF-22-P-0065_UMN	12.CXX	Contract-Department of Defense		48,300	
Polaris Sensor Technologies, Inc	S-20-022-01 Modification 3	12.CXX	Contract-Department of Defense		121,335	
Questek Innovations LLC	N68335-22-C-0077	12.CXX	Contract-Department of Defense		160,277	
Rockwell Collins, Inc	PO 4506677677 / FA8750-18-C-0099-13	12.CXX	Contract-Department of Defense		78,345	
Space Dynamics Laboratory	CP0072340	12.CXX	Contract-Department of Defense		139,346	
Spectral Energies, LLC	SB2232-001-1	12.CXX	Contract-Department of Defense		25,000	
Spectral Sciences, Inc	3619-115-47/AMTC-20-07-003/PO#: 11915	12.CXX	Contract-Department of Defense		150,000	
Spectral Sciences, Inc	3642-104-47/12031	12.CXX	Contract-Department of Defense		127,084	
Spectral Sciences, Inc	3694-001-3026 PO#12159	12.CXX	Contract-Department of Defense		55,000	
Texas A&M University	M2201620	12.CXX	Contract-Department of Defense		75,000	
Texas A&M University	M2202899	12.CXX	Contract-Department of Defense		6,878	
The Geneva Foundation	S-10753-01 Amendment 02	12.CXX	Contract-Department of Defense		61,482	
The Marine Biological Laboratory	54545 Amendment 1	12.300	Basic and Applied Scientific Research		88,867	
The Ultran Group, Inc	Ultran-Lim-1 Amend 8	12.CXX	Contract-Department of Defense		373,030	
University of California, Berkeley	00090804 - POW BB1484691	12.300	Basic and Applied Scientific Research		(4,545)	
University of Maryland	97455-28339201	12.300	Basic and Applied Scientific Research		38,400	
University of Notre Dame	203278UMN Am 7	12.CXX	Contract-Department of Defense		153,262	
University of Notre Dame	204082UM	12.300	Basic and Applied Scientific Research		137,269	
University of Notre Dame	204133UM Am 5	12.300	Basic and Applied Scientific Research		225,890	
University of Pittsburgh	CON-96717 W81XWH2190014	12.CXX	Contract-Department of Defense		57,901	
University of Pittsburgh	FY2022-18478-SVC	12.CXX	Contract-Department of Defense		3,378	
University of Southern California	107234489 Amendment 6	12.300	Basic and Applied Scientific Research		221,524	
University of Southern California	SCON-00003293	12.CXX	Contract-Department of Defense		32,993	
University of Washington	UWSC12383 / BPO # 52543 Am 4	12.CXX	Contract-Department of Defense		74,117	
Virginia Tech	450870-19114	12.CXX	Contract-Department of Defense		495,749	
Virginia Tech	450917-19114	12.CXX	Contract-Department of Defense		147,648	
Washington University in St Louis	WU-21-257; PO ST00003259	12.CXX	Contract-Department of Defense		2,803	
Department of Defense, Defense Advanced Research Projects Agency (DARPA)						
Direct	FA8650-18-2-7868-P00007	12.910	Research and Technology Development		526,656	133,480
Direct	FA8650-20-2-7009-Modification P00006	12.910	Research and Technology Development		896,005	683,587
Direct	HR0011-20-1-0006 P00004	12.910	Research and Technology Development		278,538	
Direct	HR0011-21-2-0015	12.910	Research and Technology Development		116,967	
Direct	HR00112320005 P00002	12.910	Research and Technology Development		308,947	
Direct	N660011824048 P00009	12.910	Research and Technology Development		984,156	398,847
Direct	N660012324016	12.910	Research and Technology Development		407,136	
Direct	W911NF2110352	12.910	Research and Technology Development		330,736	117,128
Passthrough:						
Columbia University	1(GG017196-01)-Am #4/SAPO G16338	12.910	Research and Technology Development		184,490	
Northwestern University	60059016 MINN Amd 3	12.910	Research and Technology Development		23,330	
University of California, San Diego	Reg: 104631889 PO: S9001991-Amendment #5	12.910	Research and Technology Development		73,856	
Department of Defense, Defense Threat Reduction Agency (DTRA)						
Passthrough:						
University of Pittsburgh	AWD00004334	12.351	Scientific Research - Combating Weapons of Mass Destruction		150,331	
Department of Defense, Dept of the Air Force						
Direct	FA7000-19-2-0003 P00001	12.800	Air Force Defense Research Sciences Program		50,069	
Direct	FA9453-20-1-0012 P00004	12.800	Air Force Defense Research Sciences Program		60,184	
Direct	FA9453-23-1-0004/P00002	12.800	Air Force Defense Research Sciences Program		32,224	

UNIVERSITY OF MINNESOTA

SCHEDULE OF EXPENDITURES OF FEDERAL AWARDS
FOR THE YEAR ENDED JUNE 30, 2023

Cluster, Agency, Subagency, Direct/Pass-through,Pass-through Entity	Award #	ALN#	ALN Program Title	COVID-19	Federal Expenditures	Subrecipient Expenditures
Direct	FA9550-18-1-0339 P00006	12.800	Air Force Defense Research Sciences Program		\$ 279,665	\$ -
Direct	FA9550-19-1-0191 P00003	12.800	Air Force Defense Research Sciences Program		146,135	103,817
Direct	FA9550-19-1-0245 P00004	12.800	Air Force Defense Research Sciences Program		27,341	
Direct	FA9550-19-1-0308 P03	12.800	Air Force Defense Research Sciences Program		335,905	150,000
Direct	FA9550-20-1-0360 P00001	12.800	Air Force Defense Research Sciences Program		217,895	114,313
Direct	FA9550-21-1-0025 P00003	12.800	Air Force Defense Research Sciences Program		182,340	
Direct	FA9550-21-1-0106/P02	12.800	Air Force Defense Research Sciences Program		301,570	
Direct	FA9550-21-1-0273 P00002	12.800	Air Force Defense Research Sciences Program		177,649	
Direct	FA9550-21-1-0393	12.800	Air Force Defense Research Sciences Program		9,812	
Direct	FA9550-21-1-0423 P00001	12.800	Air Force Defense Research Sciences Program		154,837	
Direct	FA9550-22-1-0070 P00001	12.800	Air Force Defense Research Sciences Program		151,926	
Direct	FA9550-23-1-0093	12.800	Air Force Defense Research Sciences Program		28,103	
Direct	FA9550-23-1-0247	12.800	Air Force Defense Research Sciences Program		5,955	
Passthrough:						
BioMADE	T-PC02-A-09-0085	12.800	Air Force Defense Research Sciences Program		46,029	
California Institute of Technology	S415021 Mod 5	12.800	Air Force Defense Research Sciences Program		108,422	
California Institute of Technology	S421700 am 6	12.800	Air Force Defense Research Sciences Program		17,885	
California Institute of Technology	S437970-02	12.800	Air Force Defense Research Sciences Program		176,211	
Clarkson Aerospace Corp	MINN 21-1-0460 mod 2	12.800	Air Force Defense Research Sciences Program		252,311	
Purdue University	13000951-011	12.800	Air Force Defense Research Sciences Program		471	
Queens University	6027765-1078581-01	12.800	Air Force Defense Research Sciences Program		123,935	
San Diego State University Foundation	D10644-03 A2 SA552A 7802	12.800	Air Force Defense Research Sciences Program		81,751	
Stanford University	62718247-202251-01	12.800	Air Force Defense Research Sciences Program		416,326	
Texas A&M University	M1903681 / FA-9550-19-1-0347.03	12.800	Air Force Defense Research Sciences Program		8,076	
The Ohio State University	60071266 Am 9	12.800	Air Force Defense Research Sciences Program		94,630	
University of California, San Diego	705996	12.800	Air Force Defense Research Sciences Program		9,187	
University of California, San Diego	KR 705327 Am 1	12.800	Air Force Defense Research Sciences Program		78,173	
University of Colorado at Boulder	1556079 / PO # 1000971998 Amd #9	12.800	Air Force Defense Research Sciences Program		222,036	
University of San Diego	A21-0038-S004-Amendment #2	12.800	Air Force Defense Research Sciences Program		292,575	
Department of Defense, Dept of the Army						
Direct	0011764920 / W81XWH2220025 Amd 1	12.420	Military Medical Research and Development		243,072	
Direct	FA9550-21-1-0213	12.431	Basic Scientific Research		152,041	
Direct	FA9550-22-1-0330	12.431	Basic Scientific Research		197,555	
Direct	HT9425-23-1-0042	12.420	Military Medical Research and Development		59,394	
Direct	W81XWH-14-1-0534	12.420	Military Medical Research and Development		(1)	
Direct	W81XWH-16-1-0407	12.420	Military Medical Research and Development		60,809	57,135
Direct	W81XWH-17-1-0081 P00004	12.420	Military Medical Research and Development		16,230	
Direct	W81XWH-17-1-0445	12.420	Military Medical Research and Development		80,889	
Direct	W81XWH1810319 P01	12.420	Military Medical Research and Development		(454)	
Direct	W81XWH1810542	12.420	Military Medical Research and Development		48,106	
Direct	W81XWH1810577	12.420	Military Medical Research and Development		376,420	226,704
Direct	W81XWH-18-1-0687 P00001	12.420	Military Medical Research and Development		245,271	
Direct	W81XWH1810722 / 0011194662-P00002	12.420	Military Medical Research and Development		355,996	
Direct	W81XWH1910013 - Amendment P00002	12.420	Military Medical Research and Development		305,343	
Direct	W81XWH1910014-P00002	12.420	Military Medical Research and Development		30,931	
Direct	W81XWH1910099 P000003	12.420	Military Medical Research and Development		74,843	
Direct	W81XWH1910161-P00002	12.420	Military Medical Research and Development		2,223	
Direct	W81XWH-19-1-0610 P03	12.420	Military Medical Research and Development		180,549	
Direct	W81XWH1910673	12.420	Military Medical Research and Development		625,302	
Direct	W81XWH1910699	12.420	Military Medical Research and Development		41,730	
Direct	W81XWH1910700 P00001	12.420	Military Medical Research and Development		104,007	
Direct	W81XWH2010294	12.420	Military Medical Research and Development		(181)	
Direct	W81XWH2010341 P00001	12.420	Military Medical Research and Development		189,039	
Direct	W81XWH2010402	12.420	Military Medical Research and Development		271,914	
Direct	W81XWH2010509	12.420	Military Medical Research and Development		378,826	
Direct	W81XWH2010535	12.420	Military Medical Research and Development		222,037	
Direct	W81XWH-20-1-0563 P00002	12.420	Military Medical Research and Development		157,480	61,447
Direct	W81XWH2010622	12.420	Military Medical Research and Development		206,456	
Direct	W81XWH2010659	12.420	Military Medical Research and Development		387,626	
Direct	W81XWH2010682	12.420	Military Medical Research and Development		288,300	155,991
Direct	W81XWH2010885	12.420	Military Medical Research and Development		371,242	127,279
Direct	W81XWH2020048	12.420	Military Medical Research and Development		390,033	
Direct	W81XWH2110255	12.420	Military Medical Research and Development		221,182	
Direct	W81XWH2110347 P00001	12.420	Military Medical Research and Development		280,554	54,778
Direct	W81XWH2110397	12.420	Military Medical Research and Development		173,470	
Direct	W81XWH2110525	12.420	Military Medical Research and Development		209,214	

UNIVERSITY OF MINNESOTA

SCHEDULE OF EXPENDITURES OF FEDERAL AWARDS
FOR THE YEAR ENDED JUNE 30, 2023

Cluster, Agency, Subagency, Direct/Pass-through,Pass-through Entity	Award #	ALN#	ALN Program Title	COVID-19	Federal Expenditures	Subrecipient Expenditures
Direct	W81XWH2110546	12.420	Military Medical Research and Development		\$ 263,864	\$ -
Direct	W81XWH2110589	12.420	Military Medical Research and Development		188,706	43,090
Direct	W81XWH2110606	12.420	Military Medical Research and Development		254,076	
Direct	W81XWH2110674	12.420	Military Medical Research and Development		361,650	57,672
Direct	W81XWH2110726	12.420	Military Medical Research and Development		223,395	21,813
Direct	W81XWH2210098/ PC210042	12.420	Military Medical Research and Development		154,384	
Direct	W81XWH2210184	12.420	Military Medical Research and Development		315,619	39,784
Direct	W81XWH2210242	12.420	Military Medical Research and Development		113,610	
Direct	W81XWH2210486	12.420	Military Medical Research and Development		196,505	78,137
Direct	W81XWH2210489	12.420	Military Medical Research and Development		1,420,302	785,802
Direct	W81XWH2210537	12.420	Military Medical Research and Development		114,570	
Direct	W81XWH2210716	12.420	Military Medical Research and Development		119,628	
Direct	W81XWH2210757	12.420	Military Medical Research and Development		157,541	
Direct	W81XWH2211045-P00001	12.420	Military Medical Research and Development		69,725	
Direct	W911NF1810240 P10	12.431	Basic Scientific Research		1,299,594	1,041,210
Direct	W911NF-18-1-0272 P09	12.431	Basic Scientific Research		114,140	
Direct	W911NF-18-1-0344 P04	12.431	Basic Scientific Research		6,075	
Direct	W911NF1810354 P00008	12.431	Basic Scientific Research		96,855	
Direct	W911NF-19-1-0024 P0007	12.431	Basic Scientific Research		67,449	
Direct	W911NF1920283 P00003	12.431	Basic Scientific Research		223,377	
Direct	W911NF2010098 P00004	12.431	Basic Scientific Research		38,235	
Direct	W911NF2010105 P00006	12.431	Basic Scientific Research		1,167,346	441,242
Direct	W911NF-20-1-0156 P00004	12.431	Basic Scientific Research		135,260	75,000
Direct	W911NF2010222	12.431	Basic Scientific Research		105,220	
Direct	W911NF2010242	12.431	Basic Scientific Research		218,627	
Direct	W911NF2020161 P02	12.431	Basic Scientific Research		1,181,387	
Direct	W911NF-21-1-0265 P00002	12.431	Basic Scientific Research		44,961	
Direct	W911NF2210074 P00002	12.431	Basic Scientific Research		59,944	
Direct	W911NF2220239 P00001	12.431	Basic Scientific Research		91,239	
Direct	W912CG2120002 P00008	12.431	Basic Scientific Research		396,780	
Passthrough:						
Cedars-Sinai Medical Center	0001621389 / 0001767392 Mod 1	12.420	Military Medical Research and Development		10,086	
Cedars-Sinai Medical Center	Subaward 0001789025 Amendment 2	12.420	Military Medical Research and Development		6,146	
Center for Veterans Research & Education	CVRE-03 Amd 5	12.420	Military Medical Research and Development		14,447	
Duke University	313000069	12.420	Military Medical Research and Development		39,287	
Emory University	Subaward A649199 Amendment 4 PO# A649199	12.420	Military Medical Research and Development		27,434	
Healthpartners Institute	85285270 X1832600UMN Am 3	12.420	Military Medical Research and Development		1,268	
Hennepin Healthcare Research Institute	15059-02 Amendment 5	12.420	Military Medical Research and Development		7,324	
Hennepin Healthcare Research Institute	15059-03 Am 6	12.420	Military Medical Research and Development		140,043	
Massachusetts Institute of Technology	s5509 PO# 733713	12.431	Basic Scientific Research		302,613	
MN Veterans Medical Research & Educ Fdn	CVRE-01 Amd 5	12.420	Military Medical Research and Development		29,844	
Stanford University	Subaward No. 62878354-201484 Amendment 1	12.420	Military Medical Research and Development		15,767	
The University of Alabama at Birmingham	000507860-SC003_Amd-8	12.420	Military Medical Research and Development		157,849	
The University of Georgia	E1062929 / SUB800001792	12.420	Military Medical Research and Development		23,268	
The University of New Mexico	3RJU8 Amendment 1	12.420	Military Medical Research and Development		444,526	
The University of Queensland	RM2019002693	12.420	Military Medical Research and Development		41,481	
University of California, Irvine	2020-1425	12.420	Military Medical Research and Development		93,380	
University of California, Los Angeles	1640 G LA214	12.420	Military Medical Research and Development		34,618	
University of Colorado at Denver	FY23.794.001_AMD7/Sub# FY16.794.012	12.420	Military Medical Research and Development		253,592	
University of Illinois Chicago	18560 Am 2	12.420	Military Medical Research and Development		197,609	
University of Kentucky	3200004877-23-003	12.431	Basic Scientific Research	COVID-19	49,592	
University of North Dakota	UND0026400-S1	12.431	Basic Scientific Research		118,348	
University of Pittsburgh	AWD00004765 (418188-1)	12.420	Military Medical Research and Development		24,733	
University of Pittsburgh	CNVA00056666 (431614-7) Am 17	12.420	Military Medical Research and Development		4,404	
University of Wisconsin - Madison	Agreement #0000002287 Amendment 1	12.420	Military Medical Research and Development		198,830	
Veterans Administration	CVRE-02 AMD 05	12.420	Military Medical Research and Development		78,051	
Worcester Polytechnic Institute	11323-GR	12.431	Basic Scientific Research		46,523	
Department of Defense, National Security Agency (NSA)						
Direct	H98230-22-1-0015	12.901	Mathematical Sciences Grants		24,840	
Direct	H98230-22-1-0030	12.901	Mathematical Sciences Grants		24,432	
Passthrough:						
Rochester Institute of Technology	32825-01	12.900	Language Grant Program		28,322	
Department of Defense, Office of the Secretary of Defense						
Direct	FA8651-20-1-0001 P00003	12.630	Basic, Applied, and Advanced Research in Science and Engineering		19,561	

UNIVERSITY OF MINNESOTA

SCHEDULE OF EXPENDITURES OF FEDERAL AWARDS
FOR THE YEAR ENDED JUNE 30, 2023

Cluster, Agency, Subagency, Direct/Pass-through,Pass-through Entity	Award #	ALN#	ALN Program Title	COVID-19	Federal Expenditures	Subrecipient Expenditures
Direct	HM04762010009 P00003	12.630	Basic, Applied, and Advanced Research in Science and Engineering		\$ 106,046	\$ -
Direct	W912HZ-18-2-0004 P00004	12.630	Basic, Applied, and Advanced Research in Science and Engineering		(580)	
Direct	W9132T2220002	12.630	Basic, Applied, and Advanced Research in Science and Engineering		287,779	
Passthrough: University of Southern California	SCON-00003305 Am 1	12.630	Basic, Applied, and Advanced Research in Science and Engineering		105,199	
Washington University in St Louis	WU-22-0084-MOD-1	12.630	Basic, Applied, and Advanced Research in Science and Engineering		19,904	
Department of Defense, Washington Headquarters Services						
Passthrough: Morrison SWCD	CON-99297 HQ00342020012	12.017	Readiness and Environmental Protection Integration (REPI) Program		137,536	
Department of Education						
Passthrough: American Institutes for Research	0489800004	84.CXX	Contract-Department of Education		128,400	
Department of Education, Institute of Education Sciences						
Direct	R305A180265-20 action 9	84.305	Education Research, Development and Dissemination		101,290	58,078
Direct	R305A190182-05	84.305	Education Research, Development and Dissemination		293,438	46,880
Direct	R305A200090-1	84.305	Education Research, Development and Dissemination		331,648	91,521
Direct	R305A210097	84.305	Education Research, Development and Dissemination		376,616	52,157
Direct	R305A210241-3	84.305	Education Research, Development and Dissemination		313,920	179,896
Direct	R305A220107	84.305	Education Research, Development and Dissemination		496,262	
Direct	R305N210032 #3	84.305	Education Research, Development and Dissemination		451,006	218,576
Direct	R324A170032	84.324	Research in Special Education		121,960	
Direct	R324A170101-20	84.324	Research in Special Education		268,192	212,622
Direct	R324A210088	84.324	Research in Special Education		652,447	101,472
Direct	R324B200038-23 04	84.324	Research in Special Education		98,323	7,476
Passthrough: Arizona State University	ASUB00000442	84.305	Education Research, Development and Dissemination		105,153	
Arizona State University	ASUB00001250	84.305	Education Research, Development and Dissemination		33,934	
Arizona State University	ASUB00001251	84.305	Education Research, Development and Dissemination		45,205	
California State University, Chico	SUB18-061 MOD 2	84.305	Education Research, Development and Dissemination		11,501	
MN Office of Higher Education	201594 DPO 6888 ADH00000003574	84.372	Statewide Longitudinal Data Systems		35,293	
University of Maryland	64751-22011202-Amendment D	84.324	Research in Special Education		(14,867)	
University of Memphis	R305A220385/A23-0007-S001 PO 312250	84.305	Education Research, Development and Dissemination		32,811	
University of Oregon	SUBAWARD AGREEMENT NO.224980A mod 1	84.305	Education Research, Development and Dissemination		146,941	
University of Washington	SUB # UWSC12168/ BPO # 51042	84.305	Education Research, Development and Dissemination		207	
Virginia Commonwealth University	FP00013590_SA001	84.305	Education Research, Development and Dissemination		259	
W E Upjohn Inst for Empl Research	35802-UMN	84.305	Education Research, Development and Dissemination		8,175	
Department of Education, Office of Elementary and Secondary Education						
Passthrough: Indiana University	PO 0154613	84.004	Civil Rights Training and Advisory Services (also known as Equity Assistance Centers)		13,419	
Saint Paul Public Schools ISD 625	311587 Amendment 4	84.411	Education Innovation and Research (formerly Investing in Innovation (i3) Fund)		83,149	
Department of Education, Office of Postsecondary Education						
Direct	P015A180083	84.015	National Resource Centers Program for Foreign Language and Area Studies or Foreign Language and International Studies Program and Foreign Language and Area Studies Fellowship Program		176,422	
Direct	P015A220004	84.015	National Resource Centers Program for Foreign Language and Area Studies or Foreign Language and International Studies Program and Foreign Language and Area Studies Fellowship Program		97,084	
Direct	P015B180083	84.015	National Resource Centers Program for Foreign Language and Area Studies or Foreign Language and International Studies Program and Foreign Language and Area Studies Fellowship Program		26,749	
Direct	P015B180084	84.015	National Resource Centers Program for Foreign Language and Area Studies or Foreign Language and International Studies Program and Foreign Language and Area Studies Fellowship Program		30,000	
Direct	P015B220100	84.015	National Resource Centers Program for Foreign Language and Area Studies or Foreign Language and International Studies Program and Foreign Language and Area Studies Fellowship Program		198,282	
Direct	P022A210048 Action 4	84.022	Overseas Programs - Doctoral Dissertation Research Abroad		59,014	
Direct	P116D210002	84.116	Fund for the Improvement of Postsecondary Education		340,737	235,692

UNIVERSITY OF MINNESOTA

SCHEDULE OF EXPENDITURES OF FEDERAL AWARDS
FOR THE YEAR ENDED JUNE 30, 2023

Cluster, Agency, Subagency, Direct/Pass-through,Pass-through Entity	Award #	ALN#	ALN Program Title	COVID-19	Federal Expenditures	Subrecipient Expenditures
Department of Education, Office of Special Education and Rehabilitative Services						
Direct	H325D160016 Act 6	84.325	Special Education - Personnel Development to Improve Services and Results for Children with Disabilities	\$	90,371	\$ -
Direct	H325K170023-18A Action 4	84.325	Special Education - Personnel Development to Improve Services and Results for Children with Disabilities		242,657	
Direct	H325K170024-20	84.325	Special Education - Personnel Development to Improve Services and Results for Children with Disabilities		251,516	
Direct	H325K190023	84.325	Special Education - Personnel Development to Improve Services and Results for Children with Disabilities		273,400	
Direct	H326G210002	84.326	Special Education Technical Assistance and Dissemination to Improve Services and Results for Children with Disabilities		1,547,164	512,857
Passthrough: Vanderbilt University	61316 / H325H190003 / PO P20050218	84.325	Special Education - Personnel Development to Improve Services and Results for Children with Disabilities		221,668	
Department of Energy						
Direct	DE-AR0001016-Modification 0005	81.135	Advanced Research Projects Agency - Energy		750,957	240,813
Direct	DE-AR0001510 Modification 0002	81.135	Advanced Research Projects Agency - Energy		476,757	
Direct	DE-AR0001529	81.135	Advanced Research Projects Agency - Energy		559,732	
Direct	DE-EE0008333 Mod 0005	81.086	Conservation Research and Development		376	
Direct	DE-EE0008384 Mod 6	81.086	Conservation Research and Development		13,988	13,988
Direct	DE-EE0008693 Mod 0006	81.086	Conservation Research and Development		130,687	86,808
Direct	DE-EE0008947 Modification 0005	81.087	Renewable Energy Research and Development		25,365	(5,643)
Direct	DE-EE0009200-Modification 0006	81.086	Conservation Research and Development		491,575	105,874
Direct	DE-EE0009233 Mod 0003	81.086	Conservation Research and Development		120,468	
Direct	DE-EE0009304 mod 3	81.086	Conservation Research and Development		651,962	47,680
Direct	DE-EE0009393	81.086	Conservation Research and Development		351,424	
Direct	DE-EE0009395 Mod 1	81.086	Conservation Research and Development		602,015	238,711
Direct	DE-EE0009501	81.086	Conservation Research and Development		618,277	169,436
Direct	DE-EE0009514 Mod 2	81.087	Renewable Energy Research and Development		471,817	313,918
Direct	DE-EE0009875 Mod 02	81.086	Conservation Research and Development		433,379	81,158
Direct	DE-EE0009877 Mod 1	81.086	Conservation Research and Development		553,887	310,184
Direct	DE-FG02-87ER40328 Mod 0041	81.049	Office of Science Financial Assistance Program		372,551	
Direct	DE-NE0008785 Mod 1	81.121	Nuclear Energy Research, Development and Demonstration		21,910	
Direct	DE-NE0008888 Mod 1	81.121	Nuclear Energy Research, Development and Demonstration		222,103	
Direct	DE-SC0002567 Mod 13	81.049	Office of Science Financial Assistance Program		33,930	
Direct	DE-SC0008688 Mod. No. 14	81.049	Office of Science Financial Assistance Program		866,265	417,676
Direct	DE-SC0011842 Mod 9	81.049	Office of Science Financial Assistance Program		493,059	
Direct	DE-SC0011845 Mod 08	81.049	Office of Science Financial Assistance Program		676,604	
Direct	DE-SC0012069 Mod 10	81.049	Office of Science Financial Assistance Program		997,410	
Direct	DE-SC0012294 Mod 8	81.049	Office of Science Financial Assistance Program		378,133	
Direct	DE-SC0012702 Mod. No. 0007	81.049	Office of Science Financial Assistance Program		1,395,983	1,113,250
Direct	DE-SC0014402 Mod 8	81.049	Office of Science Financial Assistance Program		187,061	
Direct	DE-SC0016346 Mod 6	81.049	Office of Science Financial Assistance Program		107,504	
Direct	DE-SC0016371 mod 6	81.049	Office of Science Financial Assistance Program		1,403,697	
Direct	DE-SC0017809- mod 4	81.049	Office of Science Financial Assistance Program		200,929	
Direct	DE-SC0018056 Mod 0005	81.049	Office of Science Financial Assistance Program		147,582	
Direct	DE-SC0018203	81.049	Office of Science Financial Assistance Program		119,413	
Direct	DE-SC0018204 Mod 5	81.049	Office of Science Financial Assistance Program		10,140	
Direct	DE-SC0019028 mod 5	81.049	Office of Science Financial Assistance Program		137,298	
Direct	DE-SC0019036 / 18SC502669 Mod 03	81.049	Office of Science Financial Assistance Program		4,490	
Direct	DE-SC0019148 Modification 0005	81.049	Office of Science Financial Assistance Program		175,732	
Direct	DE-SC0019274 Mod04	81.049	Office of Science Financial Assistance Program		800,338	377,703
Direct	DE-SC0019427 / 19SC502499 Mod 03	81.049	Office of Science Financial Assistance Program		39,185	
Direct	DE-SC0020045 Mod 4	81.049	Office of Science Financial Assistance Program		188,037	
Direct	DE-SC0020133 Mod 4	81.049	Office of Science Financial Assistance Program		208,142	77,765
Direct	DE-SC0020167 Mod 5	81.049	Office of Science Financial Assistance Program		260,877	141,013
Direct	DE-SC0020185 Mod 5	81.049	Office of Science Financial Assistance Program		34,842	
Direct	DE-SC0020196 Mod. No. 0004	81.049	Office of Science Financial Assistance Program		87,467	
Direct	DE-SC0020210	81.049	Office of Science Financial Assistance Program		131,707	
Direct	DE-SC0020211 Mod 05	81.049	Office of Science Financial Assistance Program		133,935	
Direct	DE-SC0020212 Modification 0003	81.049	Office of Science Financial Assistance Program		63,098	
Direct	DE-SC0020214 Mod 02	81.049	Office of Science Financial Assistance Program		157,108	
Direct	DE-SC0020252 Modification 0004	81.049	Office of Science Financial Assistance Program		167,431	
Direct	DE-SC0021163 Mod 2	81.049	Office of Science Financial Assistance Program		238,817	
Direct	DE-SC0021268	81.049	Office of Science Financial Assistance Program		48,937	
Direct	DE-SC0021376 Mod 01	81.049	Office of Science Financial Assistance Program		6,050	

UNIVERSITY OF MINNESOTA

SCHEDULE OF EXPENDITURES OF FEDERAL AWARDS
FOR THE YEAR ENDED JUNE 30, 2023

Cluster, Agency, Subagency, Direct/Pass-through,Pass-through Entity	Award #	ALN#	ALN Program Title	COVID-19	Federal Expenditures	Subrecipient Expenditures
Direct	DE-SC0021395 mod 2	81.049	Office of Science Financial Assistance Program		\$ 287,846	\$ -
Direct	DE-SC0022151 Mod 2	81.049	Office of Science Financial Assistance Program		326,870	
Direct	DE-SC0022242 Mod 1	81.049	Office of Science Financial Assistance Program		123,108	
Direct	DE-SC0022345	81.049	Office of Science Financial Assistance Program		70,191	
Direct	DE-SC0023114	81.049	Office of Science Financial Assistance Program		28,094	
Direct	DE-SC0023374	81.049	Office of Science Financial Assistance Program		115,471	
Direct	DE-SC0023429	81.049	Office of Science Financial Assistance Program		441,720	23,145
Direct	DE-SC0023454	81.049	Office of Science Financial Assistance Program		68,335	21,776
Direct	DE-SC0023464	81.049	Office of Science Financial Assistance Program		877,796	239,269
Direct	DE-SC0023703	81.049	Office of Science Financial Assistance Program		1,383	
Direct	DE-SC0023708	81.049	Office of Science Financial Assistance Program		21,660	
Passthrough:						
Archer-Daniels-Midland Company	CON-94111 DE-EE0009766	81.087	Renewable Energy Research and Development		254,575	
Clean Energy States Alliance, Inc	CON-104977 DE-EE0008758	81.087	Renewable Energy Research and Development		258	
Colorado School of Mines	PO # 190800-401524-5801 am 3	81.135	Advanced Research Projects Agency - Energy		(158)	
Cornell University	145658-22041	81.135	Advanced Research Projects Agency - Energy		622	
Designs by Natural Processes, Inc	22242-21-1403 amendment 1	81.135	Advanced Research Projects Agency - Energy		162,916	
Donald Danforth Plant Science Center	23021-M Am 4	81.049	Office of Science Financial Assistance Program		39,135	
Donald Danforth Plant Science Center	23217-M	81.049	Office of Science Financial Assistance Program		280,132	
Euclid Techlabs, LLC	Sub DE-SC0020604	81.049	Office of Science Financial Assistance Program		10,383	
Illinois State University	A21-0036-S004-A01	81.049	Office of Science Financial Assistance Program		281,206	
Johns Hopkins University	2005742838	81.049	Office of Science Financial Assistance Program		38,750	
Lakrl Technologies Corporation	001	81.049	Office of Science Financial Assistance Program		51,952	
Lawrence Berkeley National Laboratory	7493917 MOD 3	81.117	Energy Efficiency and Renewable Energy Information Dissemination, Outreach, Training and Technical Analysis/Assistance		100,826	
Loop CO2, Inc	DE-SC0022839	81.049	Office of Science Financial Assistance Program		77,261	
MN Department of Commerce	203055/ PO 3000014847	81.042	Weatherization Assistance for Low-Income Persons		11,653	
MN Department of Commerce	212632/PO 3000015618	81.CXX	Contract-Department of Energy		72,188	40,179
Oregon State University	G0200A-B Am 2	81.049	Office of Science Financial Assistance Program		92,067	
Questek Innovations LLC	CON-89031 DE-AR0001436	81.135	Advanced Research Projects Agency - Energy		59,188	
Resolute Marine Energy, Inc	RME191015 Am 3	81.049	Office of Science Financial Assistance Program		85,591	
RTI International	1-340-0218640-66953L	81.135	Advanced Research Projects Agency - Energy		105,287	
State of Minnesota	SC# 208035 / PO# 3-15125	81.CXX	Contract-Department of Energy		22,202	
State Univ of New York at Stony Brook	88544 (87803)	81.087	Renewable Energy Research and Development		60,552	39,603
Texas A&M University	M2300137	81.135	Advanced Research Projects Agency - Energy		147,202	
Texas Tech University	21E085-01	81.087	Renewable Energy Research and Development		171,225	
The University of New Mexico	4889445-87AC Am 5	81.049	Office of Science Financial Assistance Program		134,500	
The University of Texas at Austin	UTA15-000561 Am 9	81.049	Office of Science Financial Assistance Program		173,700	
University of Chicago	AWD103461 (SUB00000770)	81.049	Office of Science Financial Assistance Program		147,751	
University of Colorado at Denver	FY21.1070.001-Amendment #1	81.049	Office of Science Financial Assistance Program		22,502	
University of Delaware	51599 Mod 4	81.049	Office of Science Financial Assistance Program		13,497	
University of Illinois at Urbana - Champaign	090634-18283 Modification 04	81.049	Office of Science Financial Assistance Program		224,151	
University of Illinois at Urbana - Champaign	101884-18426 Am 2	81.135	Advanced Research Projects Agency - Energy		241,699	
University of Michigan	SUBK00011107 - PO#3005750268 Amd 4	81.049	Office of Science Financial Assistance Program		212,427	
University of Nebraska - Lincoln	25-1215-0265-006 Amendment 1	81.049	Office of Science Financial Assistance Program		154,121	
University of Notre Dame	203727UMN Am. 005	81.049	Office of Science Financial Assistance Program		208,984	
University of Washington	UWSC11905 / BPO48607-Amendment 2	81.087	Renewable Energy Research and Development		84,783	
University of Washington	UWSC13103/BPO # 59540 Am 1	81.135	Advanced Research Projects Agency - Energy		98,930	
Volvo Technology of America	CON-80476 DE-EE0008805	81.CXX	Contract-Department of Energy		340,000	
Western Ecosystems Technology, Inc	Am 1	81.087	Renewable Energy Research and Development		18,601	
Department of Energy, National Nuclear Security Administration						
Direct	2277045 Revision 3	81.C03	Contract-Department of Energy-Sandia National Laboratory		61,402	
Passthrough:						
Lawrence Livermore National Laboratory	B644079 Modification 2	81.C07	Contract-Department of Energy-Lawrence Livermore National Laboratory		189,197	
Lawrence Livermore National Laboratory	B650018 Modification 2	81.C07	Contract-Department of Energy-Lawrence Livermore National Laboratory		150,281	
Lawrence Livermore National Laboratory	B655704	81.C07	Contract-Department of Energy-Lawrence Livermore National Laboratory		57,696	
Sandia National Laboratories	2416121	81.C03	Contract-Department of Energy-Sandia National Laboratory		177,813	
Sandia National Laboratories	Master 1954200/PO 2425897 Revision 2	81.C03	Contract-Department of Energy-Sandia National Laboratory		60,996	
Department of Energy, Office of Energy Efficiency and Renewable Energy						
Passthrough:						
National Renewable Energy Laboratory	CON-88333 American-Made SOLAR DESAL PRIZE	81.C09	Contract-Department of Energy-National Renewable Energy Laboratory		16,704	
National Renewable Energy Laboratory	SUB-2020-10129 MOD 1	81.C09	Contract-Department of Energy-National Renewable Energy Laboratory		54,746	
National Renewable Energy Laboratory	SUB-2021-10718	81.C09	Contract-Department of Energy-National Renewable Energy Laboratory		75	
National Renewable Energy Laboratory	SUB-2021-10772 Mod 3	81.C09	Contract-Department of Energy-National Renewable Energy Laboratory		68,498	
National Renewable Energy Laboratory	SUB-2022-10072 Mod 1	81.C09	Contract-Department of Energy-National Renewable Energy Laboratory		206,199	

UNIVERSITY OF MINNESOTA

SCHEDULE OF EXPENDITURES OF FEDERAL AWARDS
FOR THE YEAR ENDED JUNE 30, 2023

Cluster, Agency, Subagency, Direct/Pass-through,Pass-through Entity	Award #	ALN#	ALN Program Title	COVID-19	Federal Expenditures	Subrecipient Expenditures
National Renewable Energy Laboratory	SUB-2022-10088	81.C09	Contract-Department of Energy-National Renewable Energy Laboratory		\$ 946	\$ -
National Renewable Energy Laboratory	SUB-2023-10271	81.C09	Contract-Department of Energy-National Renewable Energy Laboratory		33,591	
Department of Energy, Office of Nuclear Energy						
Passthrough:						
Battelle	273136	81.C15	Contract-Department of Energy-Idaho National Laboratory		11,133	
Department of Energy, Office of Science						
Direct	650491 mod 7	81.C06	Contract-Department of Energy-Fermi National Accelerator Laboratory		106,886	
Direct	685051 Mod 1	81.C06	Contract-Department of Energy-Fermi National Accelerator Laboratory		111,945	
Direct	PO 667204 Mod 8	81.C06	Contract-Department of Energy-Fermi National Accelerator Laboratory		1,216,456	
Direct	Subcontract 655138 Mod 2	81.C06	Contract-Department of Energy-Fermi National Accelerator Laboratory		12,261	
Direct	Subcontract No. 653446 Mod 4	81.C06	Contract-Department of Energy-Fermi National Accelerator Laboratory		305,019	
Passthrough:						
Argonne National Laboratory	1F-60420	81.C05	Contract-Department of Energy-Argonne National Laboratory		114,540	
Fermi National Accelerator Laboratory	682911 Rev. 1	81.C06	Contract-Department of Energy-Fermi National Accelerator Laboratory		507,773	
Fermi National Accelerator Laboratory	691146	81.C06	Contract-Department of Energy-Fermi National Accelerator Laboratory		325,879	
Fermi National Accelerator Laboratory	693172	81.C06	Contract-Department of Energy-Fermi National Accelerator Laboratory		686,389	
Fermi National Accelerator Laboratory	694746	81.C06	Contract-Department of Energy-Fermi National Accelerator Laboratory		19,748	
Fermi National Accelerator Laboratory	694833	81.C06	Contract-Department of Energy-Fermi National Accelerator Laboratory		35,547	
Pacific Northwest National Laboratory	511495 Mod 5	81.C02	Contract-Department of Energy-Battelle-Pacific Northwest National Laboratory		13,811	
Pacific Northwest National Laboratory	580048 Mod 1	81.C02	Contract-Department of Energy-Battelle-Pacific Northwest National Laboratory		3,448	
Stanford University	Subcontract 204507 Mod 3	81.C11	Contract-Department of Energy-SLAC National Accelerator Laboratory		14,555	
Department of Health and Human Services						
Direct	NS Prog-DHHS-NIH Res IPA	93.UXX	Unid CFDA-Department of Health and Human Services		60,865	25,251
Passthrough:						
Northwestern University	SP0070625 A00 60061130 TO 3 MINN	93.CXX	Contract-Department of Health and Human Services		53,898	
Terumo BCT, Inc	HH50100201600013C	93.CXX	Contract-Department of Health and Human Services		89,477	
Department of Health and Human Services, Administration for Children and Families						
Passthrough:						
MN Department of Human Services	GRK 143870 Amendment 3	93.603	Adoption and Legal Guardianship Incentive Payments		659,050	
Department of Health and Human Services, Administration for Community Living (ACL)						
Direct	90DNCE0007-01-00	93.631	Developmental Disabilities Projects of National Significance		54,465	16,090
Direct	90DNCE0007-02-01	93.631	Developmental Disabilities Projects of National Significance		145,741	47,054
Direct	90IF0109-03-03	93.433	ACL National Institute on Disability, Independent Living, and Rehabilitation Research		25	
Direct	90RT5039-05-05	93.433	ACL National Institute on Disability, Independent Living, and Rehabilitation Research		220,562	123,049
Direct	90RTCP0003-04-00	93.433	ACL National Institute on Disability, Independent Living, and Rehabilitation Research		180,498	16,888
Direct	90RTCP0003-05-02	93.433	ACL National Institute on Disability, Independent Living, and Rehabilitation Research		699,083	30,950
Direct	90SIMS0008-01-00	93.433	ACL National Institute on Disability, Independent Living, and Rehabilitation Research		161,256	82,643
Direct	90SIMS0008-02-01	93.433	ACL National Institute on Disability, Independent Living, and Rehabilitation Research		444,820	117,165
Direct	90UCPH0016-01-00	93.632	University Centers for Excellence in Developmental Disabilities Education, Research, and Service		9,663	
Passthrough:						
Brandeis University	GR404432_UMN	93.433	ACL National Institute on Disability, Independent Living, and Rehabilitation Research		16,301	
Craig Hospital	UMN-2609 Am 4	93.433	ACL National Institute on Disability, Independent Living, and Rehabilitation Research		23,534	
Gallaudet University	0000027533 mod 1	93.433	ACL National Institute on Disability, Independent Living, and Rehabilitation Research		57,566	
Georgia Institute of Technology	AWD-001141-G1	93.433	ACL National Institute on Disability, Independent Living, and Rehabilitation Research		13,701	
Kessler Foundation	40618-02 Amd 1	93.433	ACL National Institute on Disability, Independent Living, and Rehabilitation Research		31,843	
Department of Health and Human Services, Agency for Healthcare Research and Quality						
Direct	1R03HS028693-01	93.226	Research on Healthcare Costs, Quality and Outcomes		26,042	
Direct	1R18HS028583-01A1 revised	93.226	Research on Healthcare Costs, Quality and Outcomes		338,716	30,983
Direct	1R21HS028865-01	93.226	Research on Healthcare Costs, Quality and Outcomes		67,439	
Direct	5R01HS025164-04	93.226	Research on Healthcare Costs, Quality and Outcomes		33,501	3,298
Direct	5R01HS026732-04	93.226	Research on Healthcare Costs, Quality and Outcomes		251,637	
Direct	5R01HS026898-02	93.226	Research on Healthcare Costs, Quality and Outcomes		136,537	

UNIVERSITY OF MINNESOTA

SCHEDULE OF EXPENDITURES OF FEDERAL AWARDS
FOR THE YEAR ENDED JUNE 30, 2023

Cluster, Agency, Subagency, Direct/Pass-through,Pass-through Entity	Award #	ALN#	ALN Program Title	COVID-19	Federal Expenditures	Subrecipient Expenditures
Direct	5R18HS027754-03	93.226	Research on Healthcare Costs, Quality and Outcomes		\$ 467,059	\$ 3,750
Direct	R03HS028490	93.226	Research on Healthcare Costs, Quality and Outcomes		50,885	9,157
Passthrough:						
Hennepin Healthcare Research Institute	07406-04-06 Amd 4	93.226	Research on Healthcare Costs, Quality and Outcomes		8,987	
Hennepin Healthcare Research Institute	15437-01 Resume Work	93.226	Research on Healthcare Costs, Quality and Outcomes		2,760	
Hennepin Healthcare Research Institute	15437-02 Resume Work	93.226	Research on Healthcare Costs, Quality and Outcomes		4,715	
Memorial Sloan-Kettering Cancer Center	Subaward BD524623D (previous# BD524623A)	93.C03	Contract-Department of Health and Human Services-Agency for Health Care Policy and Research			(312)
Purdue University	11000850-023	93.226	Research on Healthcare Costs, Quality and Outcomes		17,061	
University of California, Los Angeles	1557 G ZA965	93.226	Research on Healthcare Costs, Quality and Outcomes	COVID-19	160,395	
University of California, San Francisco	11682sc am 03	93.226	Research on Healthcare Costs, Quality and Outcomes		41,257	
University of Michigan	SUBK00009158 Am 5 / PO#3005329128	93.226	Research on Healthcare Costs, Quality and Outcomes		23,086	
University of Michigan	SUBK00011561/3007444179 (3006932705)	93.226	Research on Healthcare Costs, Quality and Outcomes		92,796	
University of Michigan	SUBK00013401 / Purchase Order 3006841830	93.226	Research on Healthcare Costs, Quality and Outcomes	COVID-19	17,053	
University of Michigan	SUBK00016321 Amd 1 / PO # 3007653092	93.226	Research on Healthcare Costs, Quality and Outcomes		30,870	
University of Michigan	SUBK00016963 / PO# 3007272579	93.226	Research on Healthcare Costs, Quality and Outcomes		36,842	
Vanderbilt University Medical Center	VUMC90887	93.226	Research on Healthcare Costs, Quality and Outcomes		516	
Department of Health and Human Services, Centers for Disease Control and Prevention						
Direct	5 U48DP006414-05-00	93.135	Centers for Research and Demonstration for Health Promotion and Disease Prevention		472,509	
Direct	6 R01CE002913-03-03	93.136	Injury Prevention and Control Research and State and Community Based Programs		22,251	1,745
Direct	6 U54OH010170-10-02	93.262	Occupational Safety and Health Program		711,197	217,988
Direct	6 U54OH010170-11-02	93.262	Occupational Safety and Health Program		907,115	180,863
Direct	75D30121C10544 Am 1	93.C05	Contract-Department of Health and Human Services-Centers for Disease Control	COVID-19	118,726	
Direct	75D30121D10295 / 75D30123F00002	93.C05	Contract-Department of Health and Human Services-Centers for Disease Control		426,706	
Passthrough:						
Assoc of Univ Centers on Disabilities	#17-8818-22-01	93.185	Immunization Research, Demonstration, Public Information and Education Training and Clinical Skills Improvement Projects	COVID-19	6,900	
Assoc of Univ Centers on Disabilities	CON-99132 1NUSADD000001-01-00	93.185	Immunization Research, Demonstration, Public Information and Education Training and Clinical Skills Improvement Projects	COVID-19	4,437	
Aster Labs, Inc	AL19-CDCAUTODENTALPHII-04	93.061	Innovations in Applied Public Health Research		33,485	
Boston Children's Hospital	GENFD0002020417/Prime 75D30121C1029 Mod3	93.C05	Contract-Department of Health and Human Services-Centers for Disease Control	COVID-19	27,327	
Claros Technologies, Inc	CDC-001	93.C05	Contract-Department of Health and Human Services-Centers for Disease Control	COVID-19	47,724	
Healthpartners Institute	X2127400-UMN/MHFV	93.C05	Contract-Department of Health and Human Services-Centers for Disease Control	COVID-19	23,678	
Hennepin Healthcare Research Institute	14360-07	93.391	Activities to Support State, Tribal, Local and Territorial (STLT) Health Department Response to Public Health or Healthcare Crises		256,832	
Hennepin Healthcare Research Institute	SWIFT Contract #186591	93.268	Immunization Cooperative Agreements	COVID-19	152,074	
MN Department of Health	156168	93.435	Innovative State and Local Public Health Strategies to prevent and Manage Diabetes and Heart Disease and Stroke		57,016	
MN Department of Health	SWIFT 146997 Amd 7	93.323	Epidemiology and Laboratory Capacity for Infectious Diseases (ELC)		37,072	
National Assoc of Cty & City Health Officials	022-051612	93.421	Strengthening Public Health Systems and Services through National Partnerships to Improve and Protect the Nation's Health Centers for Disease Control and Prevention Investigations and Technical Assistance		2,875	
National Environmental Health Association	Grant #6 NU38OT000300-01-01	93.283	Contract-Department of Health and Human Services-Centers for Disease Control		16,555	
Sequoia Foundation	Subcontract No. 9129-013 Amendment 2	93.C05	Contract-Department of Health and Human Services-Centers for Disease Control		1,950	
Special Olympics	CON-96337 NU27DD000021	93.184	Disabilities Prevention		2,251	
The National Fragile X Foundation	CON-97327 U01DD001298	93.073	Birth Defects and Developmental Disabilities - Prevention and Surveillance		36,596	
The National Fragile X Foundation	Subaward No. 21010101-Sub02	93.073	Birth Defects and Developmental Disabilities - Prevention and Surveillance		19,134	
The University of Iowa	S00464-03 / g/p 11506150	93.262	Occupational Safety and Health Program		64,211	
University of Florida	SUB00002607 Amd 2	93.315	Rare Disorders: Research, Surveillance, Health Promotion, and Education			

UNIVERSITY OF MINNESOTA

SCHEDULE OF EXPENDITURES OF FEDERAL AWARDS FOR THE YEAR ENDED JUNE 30, 2023

Cluster, Agency, Subagency, Direct/Pass-through, Pass-through Entity	Award #	ALN#	ALN Program Title	COVID-19	Federal Expenditures	Subrecipient Expenditures
University of New Hampshire	PZL0276	93.136	Injury Prevention and Control Research and State and Community Based Programs		\$ 52,667	\$ -
Department of Health and Human Services, Food and Drug Administration						
Direct	1R01FD006335-01A2	93.103	Food and Drug Administration Research		122,423	
Direct	3R01FD007630-01S1	93.103	Food and Drug Administration Research		86,118	9,327
Direct	5R01FD006100-03	93.103	Food and Drug Administration Research		37,856	
Direct	5U01FD007061-03	93.103	Food and Drug Administration Research		184,366	
Direct	R01FD007483-02	93.103	Food and Drug Administration Research		662,664	
Passthrough:						
Brigham and Women's Hospital	124115 Amendment 7	93.103	Food and Drug Administration Research		164,355	11,407
National Inst for Pharm Technology & Educ	MN-2022-002	93.103	Food and Drug Administration Research		94,855	
National Inst for Pharm Technology & Educ	NIPTE-UOI-MN-2022-001	93.103	Food and Drug Administration Research		97,475	
Texas Dept of State Health Services	HHS001020700001	93.367	Flexible Funding Model - Infrastructure Development and Maintenance for State Manufactured Food Food Regulatory Programs		53,893	
University of Michigan	SUBK00014281/ PO 3006559362 Am 1	93.103	Food and Drug Administration Research		17,953	
Department of Health and Human Services, Health Resources and Services Administration						
Direct	1 GA1RH39590-01-00	93.211	Telehealth Programs		387,291	123,567
Direct	1 GA1RH45978-01-00	93.211	Telehealth Programs		114,637	25,961
Direct	1 U81HP47167-01-00	93.300	National Center for Health Workforce Analysis		146,131	115,765
Direct	1 UR2HP47371-01-00	93.300	National Center for Health Workforce Analysis		191,014	
Direct	4 R42MC45811-01-03	93.110	Maternal and Child Health Federal Consolidated Programs	COVID-19	69,433	
Direct	5 R41MC42776-03-01	93.877	Autism Collaboration, Accountability, Research, Education, and Support		294,792	
Direct	5 U1QHP33076-05-00	93.969	PPHF Geriatric Education Centers		793,008	
Direct	6 C8EC544487-01-04	93.526	Grants for Capital Development in Health Centers	COVID-19	55,825	
Direct	6 T79MC00007-32-01	93.110	Maternal and Child Health Federal Consolidated Programs		232,445	
Passthrough:						
Assoc of Public Health Laboratories	56300-600-150-21-07 56300-600-150-22-07	93.110	Maternal and Child Health Federal Consolidated Programs		93,724	
Hennepin Healthcare Research Institute	75R60220C00011 Amd 2	93.C09	Contract-Department of Health and Human Services-Health Resources and Services Administration		13,060	
Hennepin Healthcare Research Institute	SRTR Amd 2	93.C09	Contract-Department of Health and Human Services-Health Resources and Services Administration		5,880	
Iowa Department of Public Health	5881HC13	93.917	HIV Care Formula Grants		1,011	
Michigan Public Health Institute	23-2A-10062-11E-504200	93.110	Maternal and Child Health Federal Consolidated Programs		50,917	
University of California, Los Angeles	1557 G ZB853-02	93.877	Autism Collaboration, Accountability, Research, Education, and Support		6,289	
University of California, San Francisco	Subaward 13108sc Amendment 1	93.110	Maternal and Child Health Federal Consolidated Programs		3,133	
University of Colorado at Denver	FY23.609.004	93.110	Maternal and Child Health Federal Consolidated Programs		2,835	
University of Illinois Chicago	17462-04	93.145	HIV-Related Training and Technical Assistance		17,232	
University of Illinois Chicago	17690	93.145	HIV-Related Training and Technical Assistance		471,760	
University of Illinois Chicago	18731	93.884	Primary Care Training and Enhancement		1,901	
University of Michigan	SUBK00016036, PO# 3006616152	93.516	Public Health Training Centers Program		2,642	
University of Washington	UWSC13558 / BPO63991	93.300	National Center for Health Workforce Analysis		11,996	
University of Wisconsin - Milwaukee	233405590	93.247	Advanced Nursing Education Workforce Grant Program		71,097	
Department of Health and Human Services, Immed Office of the Secretary of Health and Human Services						
Passthrough:						
Emory University	A674081	93.825	National Ebola Training and Education Center (NETEC)		77,832	
Emory University	A734487	93.825	National Ebola Training and Education Center (NETEC)		69,926	
National Assoc of Cty & City Health Officials	MRC RISE 22 - 0004 Mod-1	93.008	Medical Reserve Corps Small Grant Program		74,621	
Department of Health and Human Services, National Institutes of Health						
Direct	0005R01AA026610-02	93.273	Alcohol Research Programs		400,241	18,508
Direct	1 RF1 AG058081-01	93.866	Aging Research		167,699	
Direct	1DP2DA049279-01	93.279	Drug Abuse and Addiction Research Programs		1,235,342	36,462
Direct	1F30DA057775-01A1	93.279	Drug Abuse and Addiction Research Programs		7,308	
Direct	1F31AI161910-01	93.855	Allergy and Infectious Diseases Research		(3,852)	
Direct	1F31CA261056-02	93.398	Cancer Research Manpower		35,387	
Direct	1F31DA054760-01	93.279	Drug Abuse and Addiction Research Programs		3,856	
Direct	1F31DA054779-02	93.279	Drug Abuse and Addiction Research Programs		38,315	
Direct	1F31DA055442-02	93.279	Drug Abuse and Addiction Research Programs		33,039	
Direct	1F31DA059436-01A1	93.279	Drug Abuse and Addiction Research Programs		10,256	
Direct	1F31EY034016-01	93.867	Vision Research		28,125	
Direct	1F31HL151028-02	93.838	Lung Diseases Research		16,865	

UNIVERSITY OF MINNESOTA

SCHEDULE OF EXPENDITURES OF FEDERAL AWARDS
FOR THE YEAR ENDED JUNE 30, 2023

Cluster, Agency, Subagency, Direct/Pass-through,Pass-through Entity	Award #	ALN#	ALN Program Title	COVID-19	Federal Expenditures	Subrecipient Expenditures
Direct	1F31NR020577-01	93.361	Nursing Research		\$ 38,944	\$ -
Direct	1F31NS113403-02	93.853	Extramural Research Programs in the Neurosciences and Neurological Disorders		1,145	
Direct	1F31NS129241-01	93.853	Extramural Research Programs in the Neurosciences and Neurological Disorders		21,688	
Direct	1F32DC019301-01	93.173	Research Related to Deafness and Communication Disorders		78,524	
Direct	1F32EY031178-02 Revised	93.867	Vision Research		(319)	
Direct	1K01AI157841-01	93.855	Allergy and Infectious Diseases Research		141,838	
Direct	1K01OD031810-01A1	93.351	Research Infrastructure Programs		45,289	
Direct	1K07AG076616-01A1	93.866	Aging Research		45,066	
Direct	1K08AI150425-03	93.855	Allergy and Infectious Diseases Research		237,652	
Direct	1K08EY032097-01A1	93.867	Vision Research		215,848	
Direct	1K08HL159289-01A1	93.839	Blood Diseases and Resources Research		154,624	
Direct	1K08HL165098-02	93.837	Cardiovascular Diseases Research		117,854	
Direct	1K22CA248615-01A1	93.398	Cancer Research Manpower		58,227	
Direct	1K23HL166783-01	93.838	Lung Diseases Research		59,544	
Direct	1K24HL159246-01	93.837	Cardiovascular Diseases Research		133,913	
Direct	1K99DA052624-02	93.279	Drug Abuse and Addiction Research Programs		149,440	
Direct	1K99HD108200-01A1	93.865	Child Health and Human Development Extramural Research		27,611	
Direct	1K99HD108276-01	93.865	Child Health and Human Development Extramural Research		94,991	
Direct	1K99MH128454-01A1	93.242	Mental Health Research Grants		71,294	
Direct	1P01CA254849-01A1	93.396	Cancer Biology Research		2,206,185	19,248
Direct	1R01AA028013-01	93.273	Alcohol Research Programs		576,528	14,349
Direct	1R01AA029406-01A1	93.273	Alcohol Research Programs		4,607	
Direct	1R01AA029736-01	93.273	Alcohol Research Programs		152,185	
Direct	1R01AG062307-01A1	93.866	Aging Research		1,592,404	590,228
Direct	1R01AG067973-01	93.866	Aging Research		343,119	98,313
Direct	1R01AG069003-01A1	93.866	Aging Research		504,132	391,152
Direct	1R01AG071731-01A1	93.866	Aging Research		371,701	167,355
Direct	1R01AG074231-02	93.866	Aging Research		795,047	237,520
Direct	1R01AG074858-01	93.866	Aging Research		463,916	
Direct	1R01AG075734-01A1	93.866	Aging Research		488,164	4,831
Direct	1R01AG075809-02	93.866	Aging Research		584,247	
Direct	1R01AG075890-01	93.866	Aging Research		528,043	185,784
Direct	1R01AG078154-02	93.866	Aging Research		368,232	66,665
Direct	1R01AG079108-01A1	93.866	Aging Research		1,517	
Direct	1R01AG079913-01	93.866	Aging Research		250,097	
Direct	1R01AG080806-01	93.866	Aging Research		520,327	
Direct	1R01AG081426-01	93.866	Aging Research		41,542	
Direct	1R01AI155472-01A1	93.855	Allergy and Infectious Diseases Research		203,850	
Direct	1R01AI162786-02	93.855	Allergy and Infectious Diseases Research		753,517	210,845
Direct	1R01AI173043-01A1	93.855	Allergy and Infectious Diseases Research		2,125	
Direct	1R01AI173804-01	93.855	Allergy and Infectious Diseases Research		457,552	
Direct	1R01AI176922-01	93.855	Allergy and Infectious Diseases Research		125,873	
Direct	1R01AI62181-02	93.855	Allergy and Infectious Diseases Research		669,195	401,822
Direct	1R01AR078624-03	93.846	Arthritis, Musculoskeletal and Skin Diseases Research		491,577	
Direct	1R01AR081877-01	93.846	Arthritis, Musculoskeletal and Skin Diseases Research		23,838	
Direct	1R01AR081882-01	93.846	Arthritis, Musculoskeletal and Skin Diseases Research		81,998	
Direct	1R01AR082533-01	93.846	Arthritis, Musculoskeletal and Skin Diseases Research		65,785	
Direct	1R01CA239701-01A1S1, S2 and S3	93.395	Cancer Treatment Research		596,519	156,259
Direct	1R01CA244599-01A1	93.396	Cancer Biology Research		1,589	
Direct	1R01CA245550-01A1	93.396	Cancer Biology Research		801,099	
Direct	1R01CA254270-01A1 revised	93.393	Cancer Cause and Prevention Research		128,887	
Direct	1R01CA263090-01A1	93.395	Cancer Treatment Research		353,570	
Direct	1R01CA265945-01A1	93.394	Cancer Detection and Diagnosis Research		371,752	32,258
Direct	1R01CA266128-01A1 REVISED	93.396	Cancer Biology Research		153,080	
Direct	1R01CA266524-01A1	93.393	Cancer Cause and Prevention Research		141,003	
Direct	1R01CA267938-01	93.393	Cancer Cause and Prevention Research		226,016	
Direct	1R01CA267977-01A1	93.393	Cancer Cause and Prevention Research		262,139	43,892
Direct	1R01CA270539-01A1	93.396	Cancer Biology Research		178,134	
Direct	1R01CA276480-01	93.395	Cancer Treatment Research		129,644	
Direct	1R01CA277714-01	93.393	Cancer Cause and Prevention Research		33,202	
Direct	1R01DA051876-01A1	93.279	Drug Abuse and Addiction Research Programs		677,947	325,147
Direct	1R01DA053208-02	93.279	Drug Abuse and Addiction Research Programs		414,044	
Direct	1R01DA056499-01	93.279	Drug Abuse and Addiction Research Programs		176,725	

UNIVERSITY OF MINNESOTA

SCHEDULE OF EXPENDITURES OF FEDERAL AWARDS
FOR THE YEAR ENDED JUNE 30, 2023

Cluster, Agency, Subagency, Direct/Pass-through,Pass-through Entity	Award #	ALN#	ALN Program Title	COVID-19	Federal Expenditures	Subrecipient Expenditures
Direct	1R01DA056675-01	93.279	Drug Abuse and Addiction Research Programs		\$ 499,932	\$ -
Direct	1R01DC017114-02	93.173	Research Related to Deafness and Communication Disorders		403,978	
Direct	1R01DC017613-01A1	93.173	Research Related to Deafness and Communication Disorders		209,404	93,869
Direct	1R01DC019374-01	93.173	Research Related to Deafness and Communication Disorders		540,177	
Direct	1R01DC019613-01	93.173	Research Related to Deafness and Communication Disorders		347,866	99,734
Direct	1R01DC019895-01A1	93.173	Research Related to Deafness and Communication Disorders		5,524	
Direct	1R01DK124333-01A1	93.847	Diabetes, Digestive, and Kidney Diseases Extramural Research		383,015	
Direct	1R01DK125274-01A1	93.847	Diabetes, Digestive, and Kidney Diseases Extramural Research		610,573	248,197
Direct	1R01DK127991-01A1	93.847	Diabetes, Digestive, and Kidney Diseases Extramural Research		235,919	19,730
Direct	1R01DK129668-02	93.847	Diabetes, Digestive, and Kidney Diseases Extramural Research		208,748	
Direct	1R01DK132211-01A1	93.847	Diabetes, Digestive, and Kidney Diseases Extramural Research		136,253	
Direct	1R01DK132781-01A1	93.847	Diabetes, Digestive, and Kidney Diseases Extramural Research		144,400	
Direct	1R01DK132849-01A1	93.847	Diabetes, Digestive, and Kidney Diseases Extramural Research		122,137	
Direct	1R01DK135286-01A1	93.847	Diabetes, Digestive, and Kidney Diseases Extramural Research		6,860	
Direct	1R01DK136237-01	93.847	Diabetes, Digestive, and Kidney Diseases Extramural Research		174,241	
Direct	1R01EB031765-02	93.286	Discovery and Applied Research for Technological Innovations to Improve Human Health		498,454	
Direct	1R01EB032830-01A1	93.286	Discovery and Applied Research for Technological Innovations to Improve Human Health		90,818	
Direct	1R01EB034143-01	93.286	Discovery and Applied Research for Technological Innovations to Improve Human Health		64,414	5,346
Direct	1R01ES034788-01	93.113	Environmental Health		216,084	
Direct	1R01GM140486-01	93.859	Biomedical Research and Research Training		327,718	
Direct	1R01GM143260-01A1	93.859	Biomedical Research and Research Training		212,733	
Direct	1R01GM145956-02	93.859	Biomedical Research and Research Training		297,160	
Direct	1R01GM149666-01	93.859	Biomedical Research and Research Training		44,119	
Direct	1R01HD102552-01A1	93.865	Child Health and Human Development Extramural Research		370,500	72,073
Direct	1R01HD109830-01	93.865	Child Health and Human Development Extramural Research		322,385	17,237
Direct	1R01HD110397-01	93.865	Child Health and Human Development Extramural Research		30,772	
Direct	1R01HD110999-01	93.865	Child Health and Human Development Extramural Research		4,143	
Direct	1R01HL150053-01A1	93.837	Cardiovascular Diseases Research		1,682,130	903,262
Direct	1R01HL151429-01A1	93.837	Cardiovascular Diseases Research		849,632	
Direct	1R01HL153179-01A1	93.837	Cardiovascular Diseases Research		404,147	80,487
Direct	1R01HL155209-01A1	93.837	Cardiovascular Diseases Research		737,780	216,361
Direct	1R01HL160779-01A1	93.837	Cardiovascular Diseases Research		209,352	
Direct	1R01HL160973-01A1	93.837	Cardiovascular Diseases Research		479,121	
Direct	1R01HL164491-01	93.837	Cardiovascular Diseases Research		210,102	
Direct	1R01HL165704-01A1	93.837	Cardiovascular Diseases Research		51,923	
Direct	1R01HL167232-01 Revised	93.839	Blood Diseases and Resources Research		26,450	
Direct	1R01MH125377-02	93.242	Mental Health Research Grants		443,559	
Direct	1R01MH126923-01A1	93.242	Mental Health Research Grants		372,912	
Direct	1R01MH129370-01A1	93.242	Mental Health Research Grants		187,375	
Direct	1R01NS117968-01S1	93.853	Extramural Research Programs in the Neurosciences and Neurological Disorders		334,444	25,314
Direct	1R01NS118026-01	93.853	Extramural Research Programs in the Neurosciences and Neurological Disorders		353,834	12,587
Direct	1R01NS120851-01A1	93.853	Extramural Research Programs in the Neurosciences and Neurological Disorders		394,663	
Direct	1R01NS123842-03	93.853	Extramural Research Programs in the Neurosciences and Neurological Disorders		143,908	
Direct	1R01NS126762-01A1	93.853	Extramural Research Programs in the Neurosciences and Neurological Disorders		65,094	
Direct	1R01NS127902-01A1	93.853	Extramural Research Programs in the Neurosciences and Neurological Disorders		118,850	
Direct	1R01NS128039-01A1	93.853	Extramural Research Programs in the Neurosciences and Neurological Disorders		65,194	
Direct	1R01NS129739-01	93.853	Extramural Research Programs in the Neurosciences and Neurological Disorders		176,302	18,736
Direct	1R01NS131314-01	93.853	Extramural Research Programs in the Neurosciences and Neurological Disorders		35,030	
Direct	1R01NS131371-01	93.853	Extramural Research Programs in the Neurosciences and Neurological Disorders		3,835	
Direct	1R01NS133006-01	93.853	Extramural Research Programs in the Neurosciences and Neurological Disorders		3,895	
Direct	1R03AG078686-01	93.866	Aging Research		103,372	
Direct	1R03CA234201-01 Revised	93.393	Cancer Cause and Prevention Research		5,099	

UNIVERSITY OF MINNESOTA

SCHEDULE OF EXPENDITURES OF FEDERAL AWARDS
FOR THE YEAR ENDED JUNE 30, 2023

Cluster, Agency, Subagency, Direct/Pass-through,Pass-through Entity	Award #	ALN#	ALN Program Title	COVID-19	Federal Expenditures	Subrecipient Expenditures
Direct	1R03CA249558-01	93.396	Cancer Biology Research	\$	48,657	\$ -
Direct	1R03CA269701-01	93.396	Cancer Biology Research		50,506	
Direct	1R03HD108380-02	93.865	Child Health and Human Development Extramural Research		92,079	
Direct	1R03HL157011-02	93.837	Cardiovascular Diseases Research		119,321	
Direct	1R13A1152884-01A1	93.855	Allergy and Infectious Diseases Research		16,947	
Direct	1R13MD017122-01	93.307	Minority Health and Health Disparities Research		28,915	
Direct	1R15GM128143-01	93.859	Biomedical Research and Research Training		(3,538)	
Direct	1R15NS112964-01A1	93.853	Extramural Research Programs in the Neurosciences and Neurological Disorders		152,224	
Direct	1R21AG065693-01 NCE	93.866	Aging Research		114,141	
Direct	1R21AG067094-01A1	93.866	Aging Research		108,296	64,448
Direct	1R21AG069792-01S1	93.866	Aging Research		113,217	50,492
Direct	1R21AG072530-01	93.866	Aging Research		210,043	
Direct	1R21AG072566-01	93.866	Aging Research		134,167	24,211
Direct	1R21AG077099-01A1	93.866	Aging Research		16,115	
Direct	1R21AG079242-01 REVISED	93.866	Aging Research		110,550	
Direct	1R21AG080744-01	93.866	Aging Research		65,388	
Direct	1R21AI150158-02	93.855	Allergy and Infectious Diseases Research		179,035	
Direct	1R21AI156238-02	93.855	Allergy and Infectious Diseases Research		196,641	109,511
Direct	1R21AI166475-01	93.855	Allergy and Infectious Diseases Research		281,603	
Direct	1R21AI177019-01 REVISED	93.855	Allergy and Infectious Diseases Research		14,681	
Direct	1R21AR075281-02	93.846	Arthritis, Musculoskeletal and Skin Diseases Research		14,654	
Direct	1R21AR082564-01	93.846	Arthritis, Musculoskeletal and Skin Diseases Research		465	
Direct	1R21CA256428-01	93.395	Cancer Treatment Research		277,941	
Direct	1R21CA259630-01A1	93.396	Cancer Biology Research		55,115	
Direct	1R21DA050822-02	93.279	Drug Abuse and Addiction Research Programs		229,793	
Direct	1R21DA056728-01A1	93.279	Drug Abuse and Addiction Research Programs		30,840	
Direct	1R21DE032878-01	93.121	Oral Diseases and Disorders Research		8,219	
Direct	1R21DK117466-02	93.847	Diabetes, Digestive, and Kidney Diseases Extramural Research		1,262	
Direct	1R21DK121242-01A1	93.847	Diabetes, Digestive, and Kidney Diseases Extramural Research		71,059	39,408
Direct	1R21DK125933-01	93.847	Diabetes, Digestive, and Kidney Diseases Extramural Research		109,965	
Direct	1R21EY033932-01A1	93.867	Vision Research		68,048	
Direct	1R21GM147898-01	93.859	Biomedical Research and Research Training		51,701	
Direct	1R21HD100840-01	93.865	Child Health and Human Development Extramural Research		101,741	
Direct	1R21HD108731-01	93.865	Child Health and Human Development Extramural Research		19,760	
Direct	1R21HL150424-01	93.837	Cardiovascular Diseases Research		27,453	4,613
Direct	1R21HL150428-01A1	93.837	Cardiovascular Diseases Research		14,135	
Direct	1R21HL156218-01	93.837	Cardiovascular Diseases Research		79,823	
Direct	1R21MH120692-01A1 REVISED	93.242	Mental Health Research Grants		167,983	40,633
Direct	1R21MH127607-01A1	93.242	Mental Health Research Grants		85,203	
Direct	1R21MH128839-02	93.242	Mental Health Research Grants		90,606	16,258
Direct	1R21NS111214-01	93.853	Extramural Research Programs in the Neurosciences and Neurological Disorders		24,874	
Direct	1R21NS112413-01A1	93.853	Extramural Research Programs in the Neurosciences and Neurological Disorders		86,257	
Direct	1R21NS116260-02	93.853	Extramural Research Programs in the Neurosciences and Neurological Disorders		203,662	
Direct	1R21NS117978-01	93.853	Extramural Research Programs in the Neurosciences and Neurological Disorders		6,990	
Direct	1R21NS118785-01A1	93.853	Extramural Research Programs in the Neurosciences and Neurological Disorders		103,042	
Direct	1R21NS130271-01A1	93.853	Extramural Research Programs in the Neurosciences and Neurological Disorders		399	
Direct	1R21NS131965-01	93.853	Extramural Research Programs in the Neurosciences and Neurological Disorders		10,594	
Direct	1R21TR004701-01	93.350	National Center for Advancing Translational Sciences		17,287	
Direct	1R24OD033697-01	93.351	Research Infrastructure Programs		105,140	
Direct	1R24OD034063-01 REVISED	93.351	Research Infrastructure Programs		66,211	
Direct	1R25DE032529-01	93.121	Oral Diseases and Disorders Research		16,396	
Direct	1R25NS118756-01	93.853	Extramural Research Programs in the Neurosciences and Neurological Disorders		173,720	
Direct	1R34AT011036-01	93.213	Research and Training in Complementary and Integrative Health		266,386	
Direct	1R34MH1121251-01	93.242	Mental Health Research Grants		154,927	111,112
Direct	1R34NS111654-01 REVISED	93.853	Extramural Research Programs in the Neurosciences and Neurological Disorders		11,236	
Direct	1R34NS128890-01	93.853	Extramural Research Programs in the Neurosciences and Neurological Disorders		11,713	

UNIVERSITY OF MINNESOTA

SCHEDULE OF EXPENDITURES OF FEDERAL AWARDS
FOR THE YEAR ENDED JUNE 30, 2023

Cluster, Agency, Subagency, Direct/Pass-through,Pass-through Entity	Award #	ALN#	ALN Program Title	COVID-19	Federal Expenditures	Subrecipient Expenditures
			Neurological Disorders			
Direct	1R35GM131814-03	93.859	Biomedical Research and Research Training		\$ 312,502	\$ -
Direct	1R35GM136309	93.859	Biomedical Research and Research Training		317,646	
Direct	1R35GM138277-02S1	93.859	Biomedical Research and Research Training		478,369	
Direct	1R35GM140837-01	93.859	Biomedical Research and Research Training		427,864	
Direct	1R35GM141853	93.859	Biomedical Research and Research Training		399,518	
Direct	1R35GM142441-02	93.859	Biomedical Research and Research Training		5,703	
Direct	1R35GM146957-01	93.859	Biomedical Research and Research Training		424,700	
Direct	1R36DA054455-01A1	93.279	Drug Abuse and Addiction Research Programs		49,582	
Direct	1R37CA276345-01	93.393	Cancer Cause and Prevention Research		237,031	
Direct	1R56AG067573-01A1	93.866	Aging Research		627,349	414,466
Direct	1R56AG070748-01A1	93.866	Aging Research		242,958	8,885
Direct	1R56AG072410-01	93.866	Aging Research		44,456	
Direct	1R56AG073734-01	93.866	Aging Research		608,727	
Direct	1R56A162742-01A1	93.855	Allergy and Infectious Diseases Research		107,181	
Direct	1R56A162791-01 REVISED	93.855	Allergy and Infectious Diseases Research		(64,964)	
Direct	1R56AR078209-01A1	93.846	Arthritis, Musculoskeletal and Skin Diseases Research		265,488	
Direct	1R56AR078315-01	93.846	Arthritis, Musculoskeletal and Skin Diseases Research		256,222	
Direct	1R56DK131447-01A1	93.847	Diabetes, Digestive, and Kidney Diseases Extramural Research		92,436	
Direct	1R56EB03365-01	93.286	Discovery and Applied Research for Technological Innovations to Improve Human Health		159,033	
Direct	1R56HL162208-01A1	93.837	Cardiovascular Diseases Research		403,922	
Direct	1R61AG078520-01	93.866	Aging Research		133,196	
Direct	1R61AT012309-01	93.213	Research and Training in Complementary and Integrative Health		297,352	
Direct	1R61DA049386-02	93.279	Drug Abuse and Addiction Research Programs		(7,190)	2,216
Direct	1R61HD103065-01A1	93.865	Child Health and Human Development Extramural Research		385,489	260,309
Direct	1R61HL151978-01A1	93.837	Cardiovascular Diseases Research		(3)	(597)
Direct	1R61HL161755-01A1	93.837	Cardiovascular Diseases Research		40,133	
Direct	1R61MH123754-01	93.242	Mental Health Research Grants		414,573	25,105
Direct	1RF1AG060766-01	93.866	Aging Research		656,052	
Direct	1RF1AG062135-01 REVISED	93.866	Aging Research		420,930	148,731
Direct	1RF1AG067924-01	93.866	Aging Research		301,524	
Direct	1RF1AG069771-01	93.866	Aging Research		398,243	71,819
Direct	1RF1AG070296-01	93.866	Aging Research		456,026	
Direct	1RF1AG077772-01	93.866	Aging Research	COVID-19	570,977	
Direct	1RF1AG079100-01A1	93.866	Aging Research		6,235	
Direct	1RF1AG079125-01	93.866	Aging Research		999,704	299,287
Direct	1RF1MH116978-NCE	93.242	Mental Health Research Grants		839,498	494,931
Direct	1RF1MH116987-01	93.242	Mental Health Research Grants		1,003,210	12,145
Direct	1RF1MH117015-01 Revised	93.242	Mental Health Research Grants		714,583	
Direct	1RF1MH117428-01A1	93.242	Mental Health Research Grants		335,421	66,905
Direct	1RF1MH123698-01 REVISED	93.242	Mental Health Research Grants		363,430	76,434
Direct	1RF1MH124909-01	93.242	Mental Health Research Grants		507,685	
Direct	1RF1MH130413-01	93.242	Mental Health Research Grants		319,466	
Direct	1RF1NS113287-01 REVISED	93.853	Extramural Research Programs in the Neurosciences and Neurological Disorders		238,932	215,548
Direct	1RF1NS126044-01	93.853	Extramural Research Programs in the Neurosciences and Neurological Disorders		776,434	
Direct	1RF1NS126609-01	93.853	Extramural Research Programs in the Neurosciences and Neurological Disorders		275,312	
Direct	1RF1NS127266-01	93.853	Extramural Research Programs in the Neurosciences and Neurological Disorders		314,307	159,195
Direct	1RF1NS128658-01	93.853	Extramural Research Programs in the Neurosciences and Neurological Disorders		453,611	
Direct	1R01DK133907-01	93.847	Diabetes, Digestive, and Kidney Diseases Extramural Research		16,928	
Direct	1S10MH124728-01A1	93.242	Mental Health Research Grants		284,500	
Direct	1S10OD026770-01A1	93.351	Research Infrastructure Programs		(6,936)	
Direct	1S10OD030234-01	93.351	Research Infrastructure Programs		142,592	
Direct	1S10OD032192-01	93.351	Research Infrastructure Programs		796,718	
Direct	1S10OD032261-01	93.351	Research Infrastructure Programs		447,288	
Direct	1T32EB031512-01	93.286	Discovery and Applied Research for Technological Innovations to Improve Human Health		145,021	
Direct	1T32GM132029-03	93.859	Biomedical Research and Research Training		331,046	
Direct	1T32HL139431-01	93.837	Cardiovascular Diseases Research		256,176	
Direct	1T32HL150452-01A1	93.837	Cardiovascular Diseases Research		443,686	
Direct	1T32HL166142-01 REVISED	93.837	Cardiovascular Diseases Research		22,687	

UNIVERSITY OF MINNESOTA

SCHEDULE OF EXPENDITURES OF FEDERAL AWARDS
FOR THE YEAR ENDED JUNE 30, 2023

Cluster, Agency, Subagency, Direct/Pass-through,Pass-through Entity	Award #	ALN#	ALN Program Title	COVID-19	Federal Expenditures	Subrecipient Expenditures
Direct	1T32NS121920-01A1	93.853	Extramural Research Programs in the Neurosciences and Neurological Disorders	\$	43,872	\$ -
Direct	1T34GM137862-02	93.859	Biomedical Research and Research Training		194,101	88,833
Direct	1U01AG076929-01	93.866	Aging Research		231,354	
Direct	1U01AI174978-01	93.855	Allergy and Infectious Diseases Research		17,768	
Direct	1U01CA269110-01	93.394	Cancer Detection and Diagnosis Research		147,646	
Direct	1U01DA055371-02	93.279	Drug Abuse and Addiction Research Programs		920,662	20,880
Direct	1U01DK133097-01	93.847	Diabetes, Digestive, and Kidney Diseases Extramural Research		202,260	
Direct	1U01DK135130-01	93.847	Diabetes, Digestive, and Kidney Diseases Extramural Research		89,285	
Direct	1U01NS124616-01A1	93.853	Extramural Research Programs in the Neurosciences and Neurological Disorders		428,564	
Direct	1U19AI171954-01	93.855	Allergy and Infectious Diseases Research		12,467,308	6,865,417
Direct	1U19AI174966-01	93.855	Allergy and Infectious Diseases Research		130,653	
Direct	1U54AG079754-01 Revised	93.310	Trans-NIH Research Support		1,452,956	85,868
Direct	1U54AT012307-01 Revised	93.213	Research and Training in Complementary and Integrative Health		1,565,884	
Direct	1U54CA268069-01	93.397	Cancer Centers Support Grants		1,215,418	120,500
Direct	1UG3NS131096-01	93.853	Extramural Research Programs in the Neurosciences and Neurological Disorders		154,646	
Direct	2K12GM119955-06 Revised	93.859	Biomedical Research and Research Training		452,688	37,757
Direct	2P01CA065493-26A1	93.395	Cancer Treatment Research		57,384	
Direct	2P01CA138338-11	93.393	Cancer Cause and Prevention Research		728,035	3,571
Direct	2R01AT009457-05A1	93.213	Research and Training in Complementary and Integrative Health		106,293	
Direct	2R01CA174777-11	93.396	Cancer Biology Research		67,728	
Direct	2R01CA215052-06	93.396	Cancer Biology Research		456,313	
Direct	2R01GM122787-06	93.859	Biomedical Research and Research Training		146,238	
Direct	2R01HD080444-06A1	93.865	Child Health and Human Development Extramural Research		623,307	321,570
Direct	2R01HL059367-19A1	93.837	Cardiovascular Diseases Research		880,159	135,726
Direct	2R01HL132906-05	93.837	Cardiovascular Diseases Research		620,216	275,878
Direct	2R01NS058945-12	93.853	Extramural Research Programs in the Neurosciences and Neurological Disorders		(1,509)	
Direct	2R01NS058945-13	93.853	Extramural Research Programs in the Neurosciences and Neurological Disorders		704,581	
Direct	2R01NS094206-06	93.853	Extramural Research Programs in the Neurosciences and Neurological Disorders		253,191	
Direct	2R01NSF081118-05A1	93.853	Extramural Research Programs in the Neurosciences and Neurological Disorders		387,550	
Direct	2R15HD068176-02	93.865	Child Health and Human Development Extramural Research		5,637	
Direct	2R18DK110732-06	93.847	Diabetes, Digestive, and Kidney Diseases Extramural Research		47,541	12,556
Direct	2R35GM119457-06	93.859	Biomedical Research and Research Training		378,488	
Direct	2R35GM124676-06	93.859	Biomedical Research and Research Training		419,545	
Direct	2R35GM124896-06	93.859	Biomedical Research and Research Training		136,259	
Direct	2R35GM126940-06	93.859	Biomedical Research and Research Training		76,521	
Direct	2R56AR055299-11A1 NCE	93.846	Arthritis, Musculoskeletal and Skin Diseases Research		52,310	
Direct	2RF1AG044342-06A1	93.866	Aging Research		524,301	14,856
Direct	2T32DA007234-37	93.279	Drug Abuse and Addiction Research Programs		451,749	
Direct	2T32DK007203-44	93.847	Diabetes, Digestive, and Kidney Diseases Extramural Research		17,661	
Direct	2T32EY025187-06A1	93.867	Vision Research		126,655	
Direct	2T32NS105604-06	93.853	Extramural Research Programs in the Neurosciences and Neurological Disorders		357,136	
Direct	2U24NS100649-06	93.853	Extramural Research Programs in the Neurosciences and Neurological Disorders		81,553	
Direct	3F32HL151128-03S1	93.838	Lung Diseases Research		57,857	
Direct	3F32HL165694-01S1	93.837	Cardiovascular Diseases Research		61,163	
Direct	3K23DK118207-05S1	93.847	Diabetes, Digestive, and Kidney Diseases Extramural Research		223,019	
Direct	3P30CA077598-24S2	93.397	Cancer Centers Support Grants		1,212	
Direct	3R00AG058800-03S1	93.866	Aging Research		139,665	
Direct	3R00GM123221-03S1	93.859	Biomedical Research and Research Training		105,337	
Direct	3R01AG053217-05	93.866	Aging Research		(2,378)	
Direct	3R01AR073966-05S2	93.846	Arthritis, Musculoskeletal and Skin Diseases Research		267,251	
Direct	3R01CA253244-03S1	93.393	Cancer Cause and Prevention Research		468,202	67,176
Direct	3R01DC012262-10S1	93.173	Research Related to Deafness and Communication Disorders		887,332	
Direct	3R01DK108801-05S1	93.847	Diabetes, Digestive, and Kidney Diseases Extramural Research		231,676	
Direct	3R01EY030889-03S1	93.867	Vision Research		463,142	
Direct	3R01GM141152-02S1	93.859	Biomedical Research and Research Training		217,160	21,159
Direct	3R01GM143428-02 (Revised)	93.859	Biomedical Research and Research Training		134,799	51,545
Direct	3R01GM146386-02S1	93.859	Biomedical Research and Research Training		280,160	10,056
Direct	3R01GM146906-02	93.859	Biomedical Research and Research Training		273,414	27,658

UNIVERSITY OF MINNESOTA

SCHEDULE OF EXPENDITURES OF FEDERAL AWARDS
FOR THE YEAR ENDED JUNE 30, 2023

Cluster, Agency, Subagency, Direct/Pass-through,Pass-through Entity	Award #	ALN#	ALN Program Title	COVID-19	Federal Expenditures	Subrecipient Expenditures
Direct	3R01HD103634-03S1	93.865	Child Health and Human Development Extramural Research	COVID-19	\$ 539,315	\$ 154,665
Direct	3R01NS119297-03S1	93.853	Extramural Research Programs in the Neurosciences and Neurological Disorders		449,603	
Direct	3R21DC019409-02S1 Revised	93.173	Research Related to Deafness and Communication Disorders		156,342	
Direct	3R33CA217780-03S1	93.396	Cancer Biology Research		(3,390)	
Direct	3R35GM144029-02S1	93.859	Biomedical Research and Research Training		322,455	
Direct	3T32GM008244-35	93.859	Biomedical Research and Research Training		890,060	
Direct	3U01AI136780-02S2 REVISED	93.855	Allergy and Infectious Diseases Research	COVID-19	378,017	365,329
Direct	3U01DA046413-04S1	93.279	Drug Abuse and Addiction Research Programs		525,070	105,665
Direct	3U01MH108150-04S1	93.242	Mental Health Research Grants		96,854	
Direct	3U19AI171954-01S1	93.855	Allergy and Infectious Diseases Research		129,394	115,644
Direct	3U45ES006184-29S1	93.142	NIHES Hazardous Waste Worker Health and Safety Training	COVID-19	40,549	30,298
Direct	4R00AI154672-03	93.855	Allergy and Infectious Diseases Research		282,104	
Direct	4R00CA255844-03 REVISED	93.394	Cancer Detection and Diagnosis Research		193,093	
Direct	4R00DA048970-04	93.279	Drug Abuse and Addiction Research Programs		410,155	
Direct	4R00GM137076-03	93.859	Biomedical Research and Research Training		33,290	
Direct	4R00HG011041-03	93.172	Human Genome Research		59,552	
Direct	4R00MD015296-03	93.307	Minority Health and Health Disparities Research		151,704	
Direct	4R00NS121595-04	93.853	Extramural Research Programs in the Neurosciences and Neurological Disorders		19,236	
Direct	4R33DA049386-03	93.279	Drug Abuse and Addiction Research Programs		422,336	26,116
Direct	4R33NS111075-03 (formerly 1R61NS111075)	93.853	Extramural Research Programs in the Neurosciences and Neurological Disorders		101,554	26,354
Direct	4R33NS115089-02	93.853	Extramural Research Programs in the Neurosciences and Neurological Disorders		709,732	
Direct	4R37NS077657-10	93.853	Extramural Research Programs in the Neurosciences and Neurological Disorders		487,094	
Direct	5F30AG057108-05	93.866	Aging Research		548	
Direct	5F30AG076322-02	93.866	Aging Research		19,487	
Direct	5F30AI155292-02 REVISED	93.855	Allergy and Infectious Diseases Research		41,100	
Direct	5F30CA232399-05	93.398	Cancer Research Manpower		33,718	
Direct	5F30CA250321-04	93.398	Cancer Research Manpower		25,393	
Direct	5F30CA253992-04	93.398	Cancer Research Manpower		40,116	
Direct	5F30CA257227-03	93.398	Cancer Research Manpower		32,632	
Direct	5F30DA049476-03	93.279	Drug Abuse and Addiction Research Programs		48,518	
Direct	5F30DA052109-04	93.279	Drug Abuse and Addiction Research Programs		37,882	
Direct	5F30DE029105-04	93.121	Oral Diseases and Disorders Research		66,073	
Direct	5F30DE030354-03	93.121	Oral Diseases and Disorders Research		57,521	
Direct	5F30DE031829-02	93.121	Oral Diseases and Disorders Research		71,401	
Direct	5F30DK114942-04 REVISED	93.847	Diabetes, Digestive, and Kidney Diseases Extramural Research		(215)	
Direct	5F30HL146089-04 Revised	93.837	Cardiovascular Diseases Research		19,639	
Direct	5F30HL151138-04	93.837	Cardiovascular Diseases Research		48,139	
Direct	5F30HL152561-03	93.837	Cardiovascular Diseases Research		42,888	
Direct	5F30HL156312-02	93.839	Blood Diseases and Resources Research		51,926	
Direct	5F30MH124404-03	93.242	Mental Health Research Grants		32,821	
Direct	5F30OD030021-03	93.351	Research Infrastructure Programs		31,988	
Direct	5F31AA028726-02 Revised	93.273	Alcohol Research Programs		305	
Direct	5F31AI145091-03	93.855	Allergy and Infectious Diseases Research		2,674	
Direct	5F31AI147805-04	93.855	Allergy and Infectious Diseases Research		33,938	
Direct	5F31AI148047-03	93.855	Allergy and Infectious Diseases Research		4,839	
Direct	5F31AI152353-02	93.855	Allergy and Infectious Diseases Research		37,311	
Direct	5F31AI154706-02	93.855	Allergy and Infectious Diseases Research		10,515	
Direct	5F31AI157166-03	93.855	Allergy and Infectious Diseases Research		46,587	
Direct	5F31AI162230-02	93.855	Allergy and Infectious Diseases Research		37,023	
Direct	5F31AR079259-02	93.846	Arthritis, Musculoskeletal and Skin Diseases Research		45,854	
Direct	5F31CA236190-03	93.398	Cancer Research Manpower		5,172	
Direct	5F31CA243306-03	93.398	Cancer Research Manpower		(614)	
Direct	5F31CA257218-03 Revised	93.398	Cancer Research Manpower		30,295	
Direct	5F31DA055482-02	93.279	Drug Abuse and Addiction Research Programs		33,638	
Direct	5F31DC019247-02 Revised	93.173	Research Related to Deafness and Communication Disorders		99	
Direct	5F31DK123998-02	93.847	Diabetes, Digestive, and Kidney Diseases Extramural Research		412	
Direct	5F31DK123999-04	93.847	Diabetes, Digestive, and Kidney Diseases Extramural Research		35,510	
Direct	5F31DK124968-03 REVISED	93.847	Diabetes, Digestive, and Kidney Diseases Extramural Research		3,685	
Direct	5F31DK131860-02	93.847	Diabetes, Digestive, and Kidney Diseases Extramural Research		31,051	
Direct	5F31ES030967-02	93.113	Environmental Health		(2,605)	
Direct	5F31EV031558-02 REVISED	93.867	Vision Research		(3,608)	

UNIVERSITY OF MINNESOTA

SCHEDULE OF EXPENDITURES OF FEDERAL AWARDS
FOR THE YEAR ENDED JUNE 30, 2023

Cluster, Agency, Subagency, Direct/Pass-through,Pass-through Entity	Award #	ALN#	ALN Program Title	COVID-19	Federal Expenditures	Subrecipient Expenditures
Direct	5F31EY031578-02S1	93.867	Vision Research	\$	34,025	\$ -
Direct	5F31GM139366-02	93.859	Biomedical Research and Research Training		27,022	
Direct	5F31HD107980-02	93.865	Child Health and Human Development Extramural Research		52,985	
Direct	5F31MH122094-03	93.242	Mental Health Research Grants		195	
Direct	5F31NS124107-02	93.853	Extramural Research Programs in the Neurosciences and Neurological Disorders		33,718	
Direct	5F31NS125963-02	93.853	Extramural Research Programs in the Neurosciences and Neurological Disorders		15,771	
Direct	5F31NS127417-02	93.853	Extramural Research Programs in the Neurosciences and Neurological Disorders		33,670	
Direct	5F32AI147813-03	93.855	Allergy and Infectious Diseases Research		9,382	
Direct	5F32HD105364-03	93.865	Child Health and Human Development Extramural Research		65,942	
Direct	5F32HL152523-02	93.837	Cardiovascular Diseases Research		7,460	
Direct	5F32HL160012-02	93.837	Cardiovascular Diseases Research		68,966	
Direct	5K00CA245735-04	93.393	Cancer Cause and Prevention Research		91,242	
Direct	5K00CA245796-05	93.398	Cancer Research Manpower		91,486	
Direct	5K01AA024805-05	93.273	Alcohol Research Programs		78,283	
Direct	5K01AA026349-05 & -05S1	93.273	Alcohol Research Programs		205,524	
Direct	5K01AG064038-04	93.866	Aging Research		171,188	
Direct	5K01AG076807-02	93.866	Aging Research		120,732	
Direct	5K01AI168499-02	93.855	Allergy and Infectious Diseases Research		159,956	
Direct	5K01AR070894-05	93.846	Arthritis, Musculoskeletal and Skin Diseases Research		35,727	
Direct	5K01DA042902-03	93.279	Drug Abuse and Addiction Research Programs		115,839	
Direct	5K01DA051598-04	93.279	Drug Abuse and Addiction Research Programs		147,468	
Direct	5K01DK116934-04	93.847	Diabetes, Digestive, and Kidney Diseases Extramural Research		36,523	
Direct	5K01DK125258-03	93.847	Diabetes, Digestive, and Kidney Diseases Extramural Research		38,028	
Direct	5K01HL155240-03	93.837	Cardiovascular Diseases Research		145,512	
Direct	5K01HL161027-02	93.837	Cardiovascular Diseases Research		157,441	
Direct	5K01MD014795-04	93.307	Minority Health and Health Disparities Research		188,632	
Direct	5K01MH117451-04	93.242	Mental Health Research Grants		41,461	
Direct	5K01MH120278-04	93.242	Mental Health Research Grants		168,328	
Direct	5K01OD027058-05	93.351	Research Infrastructure Programs		135,686	
Direct	5K08AI130266-06	93.855	Allergy and Infectious Diseases Research		296,897	
Direct	5K08AI134262-05	93.855	Allergy and Infectious Diseases Research		107,081	
Direct	5K08CA234232-04	93.398	Cancer Research Manpower		106,466	
Direct	5K08CA255426-03	93.398	Cancer Research Manpower		86,949	
Direct	5K08DE027705-05	93.121	Oral Diseases and Disorders Research		143,414	
Direct	5K08GM113055-04 Revised	93.859	Biomedical Research and Research Training		18,595	
Direct	5K08HD099246-05	93.865	Child Health and Human Development Extramural Research		115,105	
Direct	5K08HL140100-05	93.838	Lung Diseases Research		152,761	
Direct	5K12GM119955-05 (Revised)	93.859	Biomedical Research and Research Training		94,646	
Direct	5K12HD055887-17	93.865	Child Health and Human Development Extramural Research		775,610	
Direct	5K22HL137901-03	93.837	Cardiovascular Diseases Research		245,469	
Direct	5K23AI138851-05	93.855	Allergy and Infectious Diseases Research		232,062	90,637
Direct	5K23DA050909-03	93.279	Drug Abuse and Addiction Research Programs		198,041	
Direct	5K23DC016335-04S1 Revised	93.173	Research Related to Deafness and Communication Disorders		116,845	
Direct	5K23DK115906-04S1 NCE	93.847	Diabetes, Digestive, and Kidney Diseases Extramural Research		249,608	
Direct	5K23DK124654-02	93.847	Diabetes, Digestive, and Kidney Diseases Extramural Research		200,387	
Direct	5K23DK125668-04	93.847	Diabetes, Digestive, and Kidney Diseases Extramural Research		196,363	
Direct	5K23DK129721-03	93.847	Diabetes, Digestive, and Kidney Diseases Extramural Research		184,978	
Direct	5K23HD107179-02	93.865	Child Health and Human Development Extramural Research		124,225	
Direct	5K23MH112867-05	93.242	Mental Health Research Grants		4,454	
Direct	5K23MH117219-04	93.242	Mental Health Research Grants		252,415	
Direct	5K23MH121220-04	93.242	Mental Health Research Grants		196,130	20,985
Direct	5K23MH123910-04	93.242	Mental Health Research Grants		164,236	
Direct	5K23NS122601-03	93.853	Extramural Research Programs in the Neurosciences and Neurological Disorders		147,674	
Direct	5K23NS123258-02	93.853	Extramural Research Programs in the Neurosciences and Neurological Disorders		137,672	
Direct	5K24HL155813-03	93.837	Cardiovascular Diseases Research		130,486	
Direct	5K99AG070104-02	93.866	Aging Research		75,463	
Direct	5K99AG073463-02	93.866	Aging Research		29,462	
Direct	5K99AI147811-02 REVISED	93.855	Allergy and Infectious Diseases Research		(54)	
Direct	5K99AI151080-02	93.855	Allergy and Infectious Diseases Research		99,641	
Direct	5K99DE031014-02 REVISED	93.121	Oral Diseases and Disorders Research		112,508	
Direct	5K99EY030145-02 Revised	93.867	Vision Research		88,948	

UNIVERSITY OF MINNESOTA

SCHEDULE OF EXPENDITURES OF FEDERAL AWARDS
FOR THE YEAR ENDED JUNE 30, 2023

Cluster, Agency, Subagency, Direct/Pass-through,Pass-through Entity	Award #	ALN#	ALN Program Title	COVID-19	Federal Expenditures	Subrecipient Expenditures
Direct	5K99MD015770-02	93.307	Minority Health and Health Disparities Research		\$ 126,122	\$ -
Direct	5K99NS121274-02	93.853	Extramural Research Programs in the Neurosciences and Neurological Disorders		107,939	
Direct	5KL2TR002492-05 REVISED	93.350	National Center for Advancing Translational Sciences		1,067,324	
Direct	5P01A1035296-28	93.855	Allergy and Infectious Diseases Research		2,040,964	
Direct	5P01CA065493-25	93.395	Cancer Treatment Research		208,886	
Direct	5P01CA111412-18	93.395	Cancer Treatment Research		1,755,881	224,189
Direct	5P01CA138338-10	93.393	Cancer Cause and Prevention Research		128,577	91,985
Direct	5P01CA217806-06	93.393	Cancer Cause and Prevention Research		2,385,179	1,242,464
Direct	5P01CA234228-03 Revised	93.396	Cancer Biology Research		48,656	13,509
Direct	5P2CHD041023-23	93.865	Child Health and Human Development Extramural Research		432,357	
Direct	5P30AG066613-03	93.866	Aging Research		632,682	73,320
Direct	5P30CA077598-25	93.397	Cancer Centers Support Grants		5,110,585	9,793
Direct	5P30DA048742-04	93.279	Drug Abuse and Addiction Research Programs		2,259,423	42,010
Direct	5P40OD010440-10S1	93.351	Research Infrastructure Programs		457	
Direct	5P40OD010440-12	93.351	Research Infrastructure Programs		897,840	
Direct	5P41EB027061-05	93.286	Discovery and Applied Research for Technological Innovations to Improve Human Health		1,688,539	
Direct	5P50MD017342-02	93.307	Minority Health and Health Disparities Research		3,550,693	1,794,112
Direct	5P50MH119569-04	93.242	Mental Health Research Grants		3,522,011	29,744
Direct	5P50NS098573-05	93.853	Extramural Research Programs in the Neurosciences and Neurological Disorders		8,254	
Direct	5P50NS123109-02	93.853	Extramural Research Programs in the Neurosciences and Neurological Disorders		2,313,408	47,545
Direct	5R00AA025384-04	93.273	Alcohol Research Programs		6,080	
Direct	5R00AG056656-06	93.866	Aging Research		247,034	
Direct	5R00DE027414-05	93.121	Oral Diseases and Disorders Research		231,779	
Direct	5R00HD097298-05	93.865	Child Health and Human Development Extramural Research		225,480	
Direct	5R00HD101680-04	93.865	Child Health and Human Development Extramural Research		274,254	
Direct	5R01AA024123-06A1	93.273	Alcohol Research Programs		706,044	
Direct	5R01AA024123-06A1	93.273	Alcohol Research Programs		(749)	
Direct	5R01AA025998-05 NCE	93.273	Alcohol Research Programs		213,873	
Direct	5R01AA027544-04	93.273	Alcohol Research Programs		406,696	
Direct	5R01AA028770-03	93.273	Alcohol Research Programs		484,472	
Direct	5R01AA029077-03	93.273	Alcohol Research Programs		432,018	
Direct	5R01AG031743-15	93.866	Aging Research		465,962	52,750
Direct	5R01AG041831-10	93.866	Aging Research		225,076	4,531
Direct	5R01AG048931-05	93.866	Aging Research		4,953	5,422
Direct	5R01AG048931-05	93.866	Aging Research	COVID-19	(468)	
Direct	5R01AG050300-05	93.866	Aging Research		83,064	
Direct	5R01AG053217-07	93.866	Aging Research		475,139	111,276
Direct	5R01AG055452-05	93.866	Aging Research		16,606	
Direct	5R01AG057679-05	93.866	Aging Research		617,191	112,230
Direct	5R01AG058687-05	93.866	Aging Research		677,576	239,133
Direct	5R01AG058719-05	93.866	Aging Research		5,842,645	3,277,444
Direct	5R01AG059654-04 REVISED	93.866	Aging Research		361,887	105,052
Direct	5R01AG060944-05	93.866	Aging Research		573,322	50,229
Direct	5R01AG062199-04	93.866	Aging Research		422,656	
Direct	5R01AG062469-05	93.866	Aging Research		341,332	
Direct	5R01AG062601-05	93.866	Aging Research		644,618	
Direct	5R01AG062899-05	93.866	Aging Research		570,435	
Direct	5R01AG063543-05	93.866	Aging Research		708,372	
Direct	5R01AG065636-04	93.866	Aging Research		555,979	
Direct	5R01AG069768-04	93.866	Aging Research		552,094	
Direct	5R01AG069781-04	93.866	Aging Research		480,814	195,812
Direct	5R01AG069819-04	93.866	Aging Research		366,944	
Direct	5R01AG069895-03	93.866	Aging Research		553,993	
Direct	5R01AG070138-02	93.866	Aging Research		410,612	523
Direct	5R01AG070962-04	93.866	Aging Research		462,841	
Direct	5R01AG075334-02	93.866	Aging Research		1,430,398	
Direct	5R01AG077742-02	93.866	Aging Research		359,488	
Direct	5R01AG077743-02	93.866	Aging Research		331,204	
Direct	5R01AG078731-02	93.866	Aging Research		382,079	
Direct	5R01A1027998-33	93.855	Allergy and Infectious Diseases Research		252,977	
Direct	5R01A1038903-27	93.855	Allergy and Infectious Diseases Research		588,034	
Direct	5R01A1039614-26	93.855	Allergy and Infectious Diseases Research		595,919	

UNIVERSITY OF MINNESOTA

SCHEDULE OF EXPENDITURES OF FEDERAL AWARDS
FOR THE YEAR ENDED JUNE 30, 2023

Cluster, Agency, Subagency, Direct/Pass-through,Pass-through Entity	Award #	ALN#	ALN Program Title	COVID-19	Federal Expenditures	Subrecipient Expenditures
Direct	5R01AI042792-20	93.855	Allergy and Infectious Diseases Research		\$ 72,458	\$ 2,378
Direct	5R01AI049424-16	93.855	Allergy and Infectious Diseases Research		324,995	54,271
Direct	5R01AI084913-13	93.855	Allergy and Infectious Diseases Research		573,478	3,415
Direct	5R01AI103760-10	93.855	Allergy and Infectious Diseases Research		273,452	
Direct	5R01AI118511-05 NCE	93.855	Allergy and Infectious Diseases Research		49,239	22,026
Direct	5R01AI122742-05 REVISED	93.855	Allergy and Infectious Diseases Research		64,904	28,494
Direct	5R01AI123146-05	93.855	Allergy and Infectious Diseases Research		(13)	
Direct	5R01AI123146-08	93.855	Allergy and Infectious Diseases Research		389,785	
Direct	5R01AI124512-08/ 3R01AI124512-07S1	93.855	Allergy and Infectious Diseases Research		387,701	
Direct	5R01AI125127-05 Revised	93.855	Allergy and Infectious Diseases Research		341,615	6,403
Direct	5R01AI131586-05	93.855	Allergy and Infectious Diseases Research		356,105	117,541
Direct	5R01AI132563-06	93.855	Allergy and Infectious Diseases Research		541,074	255,959
Direct	5R01AI132962-05	93.855	Allergy and Infectious Diseases Research		108,443	
Direct	5R01AI134406-05 REVISED	93.855	Allergy and Infectious Diseases Research		460,891	7,301
Direct	5R01AI134636-05	93.855	Allergy and Infectious Diseases Research		349,765	
Direct	5R01AI136445-05	93.855	Allergy and Infectious Diseases Research		440,349	362,361
Direct	5R01AI136982-05	93.855	Allergy and Infectious Diseases Research		698,402	
Direct	5R01AI139420-05	93.855	Allergy and Infectious Diseases Research		292,732	
Direct	5R01AI143380-05	93.855	Allergy and Infectious Diseases Research		1,019,593	245,085
Direct	5R01AI143689-04	93.855	Allergy and Infectious Diseases Research		714,044	43,081
Direct	5R01AI143784-04	93.855	Allergy and Infectious Diseases Research		620,944	288,536
Direct	5R01AI143826-05	93.855	Allergy and Infectious Diseases Research		351,975	
Direct	5R01AI143828-05	93.855	Allergy and Infectious Diseases Research		440,154	
Direct	5R01AI145147-05	93.855	Allergy and Infectious Diseases Research		529,129	
Direct	5R01AI146009-04	93.855	Allergy and Infectious Diseases Research		456,481	
Direct	5R01AI146031-04	93.855	Allergy and Infectious Diseases Research		564,132	
Direct	5R01AI146032-04	93.855	Allergy and Infectious Diseases Research		532,501	
Direct	5R01AI146049-03	93.855	Allergy and Infectious Diseases Research		474,840	98,460
Direct	5R01AI147540-05	93.855	Allergy and Infectious Diseases Research		485,468	
Direct	5R01AI147912-03	93.855	Allergy and Infectious Diseases Research		1,095,632	414,571
Direct	5R01AI148669-04	93.855	Allergy and Infectious Diseases Research		532,628	
Direct	5R01AI150468-04	93.859	Biomedical Research and Research Training		353,112	
Direct	5R01AI150600-02	93.855	Allergy and Infectious Diseases Research		820,895	
Direct	5R01AI154943-04	93.855	Allergy and Infectious Diseases Research		525,309	239,786
Direct	5R01AI155468-03	93.855	Allergy and Infectious Diseases Research		525,072	
Direct	5R01AI156276-03	93.855	Allergy and Infectious Diseases Research		390,722	
Direct	5R01AI159554-02	93.855	Allergy and Infectious Diseases Research		332,081	
Direct	5R01AI161017-03	93.855	Allergy and Infectious Diseases Research		825,418	151,523
Direct	5R01AI162699-02	93.855	Allergy and Infectious Diseases Research		206,340	21,226
Direct	5R01AI162791-02	93.855	Allergy and Infectious Diseases Research		556,942	
Direct	5R01AI165553-02	93.855	Allergy and Infectious Diseases Research		446,963	
Direct	5R01AI167653-02	93.855	Allergy and Infectious Diseases Research		243,046	97,579
Direct	5R01AR042423-28	93.846	Arthritis, Musculoskeletal and Skin Diseases Research		551,322	116,477
Direct	5R01AR049899-19	93.846	Arthritis, Musculoskeletal and Skin Diseases Research		756,177	249,435
Direct	5R01AR055685-13	93.846	Arthritis, Musculoskeletal and Skin Diseases Research		441,024	
Direct	5R01AR063070-08	93.846	Arthritis, Musculoskeletal and Skin Diseases Research		336,055	
Direct	5R01AR064195-10 NCE	93.846	Arthritis, Musculoskeletal and Skin Diseases Research		314,754	
Direct	5R01AR070020-05	93.846	Arthritis, Musculoskeletal and Skin Diseases Research		129,597	2,855
Direct	5R01AR071349-05	93.846	Arthritis, Musculoskeletal and Skin Diseases Research		365,030	
Direct	5R01AR072634-05 NCE	93.846	Arthritis, Musculoskeletal and Skin Diseases Research		81,963	3,051
Direct	5R01AR075413-05	93.846	Arthritis, Musculoskeletal and Skin Diseases Research		380,066	
Direct	5R01AR078571-02	93.846	Arthritis, Musculoskeletal and Skin Diseases Research		468,982	
Direct	5R01AR079477-02	93.846	Arthritis, Musculoskeletal and Skin Diseases Research		625,201	14,055
Direct	5R01AR081228-02	93.846	Arthritis, Musculoskeletal and Skin Diseases Research		161,266	
Direct	5R01AT012164-02/ 3R01AT012164-02S1 01S2	93.213	Research and Training in Complementary and Integrative Health		633,431	190,254
Direct	5R01CA081301-24	93.393	Cancer Cause and Prevention Research		446,783	
Direct	5R01CA095039-14	93.393	Cancer Cause and Prevention Research		219,401	
Direct	5R01CA100670-14	93.393	Cancer Cause and Prevention Research		170,743	
Direct	5R01CA142714-10 revised	93.393	Cancer Cause and Prevention Research		455,745	
Direct	5R01CA160069-11 Revised	93.396	Cancer Biology Research		20,295	
Direct	5R01CA160069-13	93.396	Cancer Biology Research		272,691	
Direct	5R01CA174777-10	93.396	Cancer Biology Research		347,808	
Direct	5R01CA181024-06	93.395	Cancer Treatment Research		65,460	
Direct	5R01CA196639-05	93.393	Cancer Cause and Prevention Research		26,605	
Direct	5R01CA200652-05	93.396	Cancer Biology Research		138,007	
Direct	5R01CA203348-08	93.395	Cancer Treatment Research		351,217	

UNIVERSITY OF MINNESOTA

SCHEDULE OF EXPENDITURES OF FEDERAL AWARDS
FOR THE YEAR ENDED JUNE 30, 2023

Cluster, Agency, Subagency, Direct/Pass-through,Pass-through Entity	Award #	ALN#	ALN Program Title	COVID-19	Federal Expenditures	Subrecipient Expenditures
Direct	5R01CA203851-05	93.077	Family Smoking Prevention and Tobacco Control Act Regulatory Research	\$	65,498	\$ -
Direct	5R01CA204856-05 REVISED	93.395	Cancer Treatment Research		430,442	42,881
Direct	5R01CA214550-06	93.394	Cancer Detection and Diagnosis Research		186,218	
Direct	5R01CA215052-05	93.396	Cancer Biology Research		1,742	
Direct	5R01CA218657-04	93.393	Cancer Cause and Prevention Research		230,601	13,695
Direct	5R01CA220367-06	93.394	Cancer Detection and Diagnosis Research		366,294	207,495
Direct	5R01CA220376-05	93.394	Cancer Detection and Diagnosis Research		270,654	
Direct	5R01CA222005-05	93.393	Cancer Cause and Prevention Research		942,487	
Direct	5R01CA225435-04	93.393	Cancer Cause and Prevention Research		76,741	
Direct	5R01CA225973-05 Revised	93.395	Cancer Treatment Research		520,126	
Direct	5R01CA228478-03	93.393	Cancer Cause and Prevention Research		(1,546)	(1,546)
Direct	5R01CA228760-05	93.395	Cancer Treatment Research		216,984	
Direct	5R01CA229697-04	93.396	Cancer Biology Research		692,393	107,883
Direct	5R01CA231210-04	93.393	Cancer Cause and Prevention Research		480,616	18,379
Direct	5R01CA232317-05	93.393	Cancer Cause and Prevention Research		228,771	10,945
Direct	5R01CA236948-04	93.393	Cancer Cause and Prevention Research		537,475	112,215
Direct	5R01CA238439-04 REVISED	93.395	Cancer Treatment Research		372,999	
Direct	5R01CA240953-04	93.394	Cancer Detection and Diagnosis Research		565,009	69,314
Direct	5R01CA241159-02	93.394	Cancer Detection and Diagnosis Research		469,792	78,051
Direct	5R01CA241627-05	93.395	Cancer Treatment Research		361,895	
Direct	5R01CA244645-03	93.395	Cancer Treatment Research		415,406	
Direct	5R01CA247681-04	93.395	Cancer Treatment Research		668,150	
Direct	5R01CA248019-02 REVISED	93.396	Cancer Biology Research		148,809	94,788
Direct	5R01CA248200-03	93.393	Cancer Cause and Prevention Research		604,350	16,358
Direct	5R01CA248558-03 3R01CA248558-03S1	93.393	Cancer Cause and Prevention Research		611,515	192,126
Direct	5R01CA249279-02	93.395	Cancer Treatment Research		131,673	54,538
Direct	5R01CA249393-03	93.396	Cancer Biology Research		428,587	
Direct	5R01CA251600-04	93.395	Cancer Treatment Research		400,200	26,308
Direct	5R01CA255039-03	93.396	Cancer Biology Research		375,892	
Direct	5R01CA255513-03	93.395	Cancer Treatment Research		535,869	309,380
Direct	5R01CA262012-03	93.396	Cancer Biology Research		511,131	349,396
Direct	5R01CA262153-03	93.394	Cancer Detection and Diagnosis Research		488,525	204,765
Direct	5R01CA263084-02	93.394	Cancer Detection and Diagnosis Research		587,786	
Direct	5R01CA263777-03	93.395	Cancer Treatment Research		535,842	
Direct	5R01CA265004-02	93.396	Cancer Biology Research		377,093	
Direct	5R01CA266105-02 & 02S1	93.393	Cancer Cause and Prevention Research		558,721	37,267
Direct	5R01CA266253-02	93.393	Cancer Cause and Prevention Research		320,032	30,600
Direct	5R01CA269801-02	93.395	Cancer Treatment Research		401,193	
Direct	5R01DA007304-31	93.279	Drug Abuse and Addiction Research Programs		736,480	
Direct	5R01DA016351-11	93.279	Drug Abuse and Addiction Research Programs		447,081	106,746
Direct	5R01DA027232-08	93.279	Drug Abuse and Addiction Research Programs		215,455	
Direct	5R01DA034696-10	93.279	Drug Abuse and Addiction Research Programs		316,064	
Direct	5R01DA038615-09 REVISED	93.279	Drug Abuse and Addiction Research Programs		301,449	
Direct	5R01DA039464-05 NCE	93.279	Drug Abuse and Addiction Research Programs		779	
Direct	5R01DA044283-04	93.279	Drug Abuse and Addiction Research Programs		637,089	366,203
Direct	5R01DA046320-03	93.077	Family Smoking Prevention and Tobacco Control Act Regulatory Research		141,020	4,076
Direct	5R01DA047287-03	93.279	Drug Abuse and Addiction Research Programs		509,934	25,266
Direct	5R01DA048822-05	93.279	Drug Abuse and Addiction Research Programs		214,211	
Direct	5R01DA048946-05	93.279	Drug Abuse and Addiction Research Programs		344,282	
Direct	5R01DA050894-03 REVISED	93.279	Drug Abuse and Addiction Research Programs		855,020	
Direct	5R01DA051005-03	93.077	Family Smoking Prevention and Tobacco Control Act Regulatory Research		506,845	61,442
Direct	5R01DA051450-03	93.279	Drug Abuse and Addiction Research Programs		537,581	
Direct	5R01DA056331-02	93.279	Drug Abuse and Addiction Research Programs		411,850	
Direct	5R01DC005216-21	93.173	Research Related to Deafness and Communication Disorders		95,334	
Direct	5R01DC015462-05 Revised	93.173	Research Related to Deafness and Communication Disorders		238,906	
Direct	5R01DC015987-05	93.173	Research Related to Deafness and Communication Disorders		109,638	
Direct	5R01DC016315-02	93.173	Research Related to Deafness and Communication Disorders		30,801	
Direct	5R01DE025618-05	93.121	Oral Diseases and Disorders Research		73,288	48,919
Direct	5R01DE027043-03	93.121	Oral Diseases and Disorders Research		20,798	
Direct	5R01DE027669-05	93.121	Oral Diseases and Disorders Research		515,285	
Direct	5R01DE028059-05	93.121	Oral Diseases and Disorders Research		640,276	27,337
Direct	5R01DE030095-03	93.121	Oral Diseases and Disorders Research		457,618	
Direct	5R01DK042921-31 REVISED	93.847	Diabetes, Digestive, and Kidney Diseases Extramural Research		109,364	

UNIVERSITY OF MINNESOTA

SCHEDULE OF EXPENDITURES OF FEDERAL AWARDS
FOR THE YEAR ENDED JUNE 30, 2023

Cluster, Agency, Subagency, Direct/Pass-through,Pass-through Entity	Award #	ALN#	ALN Program Title	COVID-19	Federal Expenditures	Subrecipient Expenditures
Direct	5R01DK054733-19	93.847	Diabetes, Digestive, and Kidney Diseases Extramural Research		\$ 347,039	\$ -
Direct	5R01DK060521-20 NCE	93.847	Diabetes, Digestive, and Kidney Diseases Extramural Research		407,344	
Direct	5R01DK091538-15	93.847	Diabetes, Digestive, and Kidney Diseases Extramural Research		527,612	173,930
Direct	5R01DK101402-05	93.847	Diabetes, Digestive, and Kidney Diseases Extramural Research		12,992	
Direct	5R01DK106130-04 Revised NCE	93.847	Diabetes, Digestive, and Kidney Diseases Extramural Research		156,826	46,791
Direct	5R01DK109124-06	93.847	Diabetes, Digestive, and Kidney Diseases Extramural Research		352,115	118,108
Direct	5R01DK109914-05	93.847	Diabetes, Digestive, and Kidney Diseases Extramural Research		53,234	
Direct	5R01DK113631-05	93.847	Diabetes, Digestive, and Kidney Diseases Extramural Research		46,672	
Direct	5R01DK114401-04	93.847	Diabetes, Digestive, and Kidney Diseases Extramural Research		56,331	
Direct	5R01DK114453-04S1	93.847	Diabetes, Digestive, and Kidney Diseases Extramural Research		123,574	
Direct	5R01DK115720-05	93.847	Diabetes, Digestive, and Kidney Diseases Extramural Research		229,212	
Direct	5R01DK117286-04 NCE	93.847	Diabetes, Digestive, and Kidney Diseases Extramural Research		11,199	
Direct	5R01DK117425-04	93.847	Diabetes, Digestive, and Kidney Diseases Extramural Research		22,652	
Direct	5R01DK119456-05	93.847	Diabetes, Digestive, and Kidney Diseases Extramural Research		720,354	
Direct	5R01DK121019-03 Rev Terminate	93.847	Diabetes, Digestive, and Kidney Diseases Extramural Research		37,024	32,401
Direct	5R01DK122056-05	93.847	Diabetes, Digestive, and Kidney Diseases Extramural Research		325,120	
Direct	5R01DK123042-04	93.847	Diabetes, Digestive, and Kidney Diseases Extramural Research		567,153	
Direct	5R01DK123273-03	93.847	Diabetes, Digestive, and Kidney Diseases Extramural Research		657,371	20,979
Direct	5R01DK124201-04	93.847	Diabetes, Digestive, and Kidney Diseases Extramural Research		564,935	
Direct	5R01DK124484-04	93.847	Diabetes, Digestive, and Kidney Diseases Extramural Research		594,279	82,604
Direct	5R01DK124504-03	93.847	Diabetes, Digestive, and Kidney Diseases Extramural Research		675,105	121,897
Direct	5R01DK125039-03	93.847	Diabetes, Digestive, and Kidney Diseases Extramural Research		380,613	
Direct	5R01DK125431-04	93.847	Diabetes, Digestive, and Kidney Diseases Extramural Research		696,307	338,546
Direct	5R01DK126726-02	93.847	Diabetes, Digestive, and Kidney Diseases Extramural Research		447,455	183,758
Direct	5R01DK126728-03	93.847	Diabetes, Digestive, and Kidney Diseases Extramural Research		656,593	12,083
Direct	5R01DK128325-03	93.847	Diabetes, Digestive, and Kidney Diseases Extramural Research		317,001	131,389
Direct	5R01DK130378-03	93.847	Diabetes, Digestive, and Kidney Diseases Extramural Research		308,927	60,341
Direct	5R01DK131029-02	93.847	Diabetes, Digestive, and Kidney Diseases Extramural Research	COVID-19	261,465	
Direct	5R01DK131209-02	93.847	Diabetes, Digestive, and Kidney Diseases Extramural Research		466,185	
Direct	5R01DK131410-02	93.847	Diabetes, Digestive, and Kidney Diseases Extramural Research	COVID-19	359,924	
Direct	5R01EB028274-04	93.286	Discovery and Applied Research for Technological Innovations to Improve Human Health		282,967	
Direct	5R01EB028791-02	93.286	Discovery and Applied Research for Technological Innovations to Improve Human Health		350,348	139,237
Direct	5R01EB029985-03	93.286	Discovery and Applied Research for Technological Innovations to Improve Human Health		551,980	
Direct	5R01EB030000-03	93.286	Discovery and Applied Research for Technological Innovations to Improve Human Health		164,211	
Direct	5R01EB031787-02	93.286	Discovery and Applied Research for Technological Innovations to Improve Human Health		270,688	83,312
Direct	5R01ES019564-09	93.113	Environmental Health		211,345	
Direct	5R01ES023350-10	93.113	Environmental Health		515,354	80,874
Direct	5R01ES030559-05	93.113	Environmental Health		450,576	70,932
Direct	5R01ES030765-04	93.113	Environmental Health		531,276	73,781
Direct	5R01ES033220-02	93.113	Environmental Health		359,073	
Direct	5R01EY015313-17	93.867	Vision Research		496,572	105,288
Direct	5R01EY023384-07	93.867	Vision Research		243,262	35,287
Direct	5R01EY024261-09	93.867	Vision Research		433,113	
Direct	5R01EY026882-05	93.867	Vision Research		1,779	
Direct	5R01EY028554-04	93.867	Vision Research		715	
Direct	5R01EY029700-04	93.867	Vision Research		318,513	92,830
Direct	5R01EY030472-05 REVISED	93.867	Vision Research		445,512	178,141
Direct	5R01EY030890-04	93.867	Vision Research		292,151	
Direct	5R01EY030893-04	93.867	Vision Research		413,901	
Direct	5R01EY033316-02	93.867	Vision Research		532,201	96,129
Direct	5R01EY033328-02	93.867	Vision Research		349,661	
Direct	5R01GM044757-27	93.859	Biomedical Research and Research Training		242,801	
Direct	5R01GM046736-26	93.859	Biomedical Research and Research Training		214,328	
Direct	5R01GM055667-26	93.859	Biomedical Research and Research Training		478,707	
Direct	5R01GM057173-20	93.859	Biomedical Research and Research Training		50,992	
Direct	5R01GM098550-08	93.859	Biomedical Research and Research Training		221,927	
Direct	5R01GM105707-10 REVISED	93.859	Biomedical Research and Research Training		114,153	
Direct	5R01GM113952-08	93.859	Biomedical Research and Research Training		309,619	45,901
Direct	5R01GM120079-04 NCE	93.859	Biomedical Research and Research Training		601	601
Direct	5R01GM121498-05	93.859	Biomedical Research and Research Training		71,066	
Direct	5R01GM121515-05	93.859	Biomedical Research and Research Training		283,530	

UNIVERSITY OF MINNESOTA

SCHEDULE OF EXPENDITURES OF FEDERAL AWARDS
FOR THE YEAR ENDED JUNE 30, 2023

Cluster, Agency, Subagency, Direct/Pass-through,Pass-through Entity	Award #	ALN#	ALN Program Title	COVID-19	Federal Expenditures	Subrecipient Expenditures
Direct	5R01GM121777	93.859	Biomedical Research and Research Training		\$ 227	\$ -
Direct	5R01GM122787-05 Revised	93.859	Biomedical Research and Research Training		120,372	
Direct	5R01GM122979-06	93.859	Biomedical Research and Research Training		516,425	307,370
Direct	5R01GM127379-04 Revised NCE	93.859	Biomedical Research and Research Training		114,272	
Direct	5R01GM127872-04 Revised	93.859	Biomedical Research and Research Training		400,890	203,519
Direct	5R01GM130588-05 REVISED	93.859	Biomedical Research and Research Training		291,737	
Direct	5R01GM130622-05 Rev	93.859	Biomedical Research and Research Training		295,711	
Direct	5R01GM130800-02	93.859	Biomedical Research and Research Training		77,156	
Direct	5R01GM130858-04 nce	93.859	Biomedical Research and Research Training		226,824	25,902
Direct	5R01GM132596-04	93.859	Biomedical Research and Research Training		215,012	
Direct	5R01GM133885-04	93.859	Biomedical Research and Research Training		122,599	
Direct	5R01GM134538-02	93.859	Biomedical Research and Research Training		435,081	
Direct	5R01GM134681-04	93.859	Biomedical Research and Research Training		292,149	145,419
Direct	5R01GM136835-03	93.859	Biomedical Research and Research Training		324,082	
Direct	5R01GM136851-03	93.859	Biomedical Research and Research Training		212,660	
Direct	5R01GM137603-04 REVISED	93.859	Biomedical Research and Research Training		265,419	
Direct	5R01GM138833-03	93.859	Biomedical Research and Research Training		374,486	
Direct	5R01GM145835-02	93.859	Biomedical Research and Research Training		357,146	
Direct	5R01GM146372-06	93.859	Biomedical Research and Research Training		194,171	
Direct	5R01HD034294-24	93.865	Child Health and Human Development Extramural Research		94,204	
Direct	5R01HD043392-20	93.865	Child Health and Human Development Extramural Research		681,490	
Direct	5R01HD044763-13	93.865	Child Health and Human Development Extramural Research		362,071	143,495
Direct	5R01HD046697-19	93.865	Child Health and Human Development Extramural Research		652,972	
Direct	5R01HD047283-17	93.865	Child Health and Human Development Extramural Research		612,074	
Direct	5R01HD057929-15	93.865	Child Health and Human Development Extramural Research		381,827	
Direct	5R01HD067258-12	93.865	Child Health and Human Development Extramural Research		612,266	
Direct	5R01HD069471-12	93.865	Child Health and Human Development Extramural Research		763,029	
Direct	5R01HD084440-05	93.865	Child Health and Human Development Extramural Research		53,263	
Direct	5R01HD089989-05	93.865	Child Health and Human Development Extramural Research		79,436	56,408
Direct	5R01HD090014-04	93.865	Child Health and Human Development Extramural Research		129,513	10,423
Direct	5R01HD090053-02	93.865	Child Health and Human Development Extramural Research		149,112	2,622
Direct	5R01HD090059-04	93.865	Child Health and Human Development Extramural Research		13,919	
Direct	5R01HD091685-05	93.865	Child Health and Human Development Extramural Research		507,317	1,298
Direct	5R01HD092391-05	93.865	Child Health and Human Development Extramural Research		569,896	389,512
Direct	5R01HD092655-04	93.865	Child Health and Human Development Extramural Research		413,158	162,664
Direct	5R01HD094081-05	93.865	Child Health and Human Development Extramural Research		219,296	106,116
Direct	5R01HD094809-05	93.865	Child Health and Human Development Extramural Research		400,866	
Direct	5R01HD095858-05	93.865	Child Health and Human Development Extramural Research		248,388	
Direct	5R01HD095904-04	93.865	Child Health and Human Development Extramural Research		592,413	
Direct	5R01HD098866-05	93.865	Child Health and Human Development Extramural Research		563,506	24,118
Direct	5R01HD099182-04	93.865	Child Health and Human Development Extramural Research		826,462	
Direct	5R01HD100007-05	93.865	Child Health and Human Development Extramural Research		455,474	
Direct	5R01HD100418-02	93.865	Child Health and Human Development Extramural Research		531,886	236,363
Direct	5R01HD102035-03	93.865	Child Health and Human Development Extramural Research		524,378	321,329
Direct	5R01HD103684-03	93.865	Child Health and Human Development Extramural Research		631,361	112,348
Direct	5R01HD105305-02	93.865	Child Health and Human Development Extramural Research		326,561	107,732
Direct	5R01HD108059-02 Revised	93.865	Child Health and Human Development Extramural Research		263,630	
Direct	5R01HD109252-02	93.865	Child Health and Human Development Extramural Research		393,294	16,826
Direct	5R01HG005084-09	93.172	Human Genome Research		154,589	32,229
Direct	5R01HG008605-03	93.172	Human Genome Research		1,401	(1,117)
Direct	5R01HG011916-02	93.172	Human Genome Research		219,400	19,091
Direct	5R01HG012425-02	93.172	Human Genome Research		247,385	
Direct	5R01HL051177-27	93.838	Lung Diseases Research		781,214	372,555
Direct	5R01HL056067-26	93.839	Blood Diseases and Resources Research		447,265	71,379
Direct	5R01HL107572-09	93.838	Lung Diseases Research		411,143	
Direct	5R01HL116476-08 NCE	93.837	Cardiovascular Diseases Research		544,651	79,165
Direct	5R01HL116720-07-Rev	93.837	Cardiovascular Diseases Research		274,865	66,766
Direct	5R01HL118979-08	93.839	Blood Diseases and Resources Research		(9,216)	50
Direct	5R01HL118979-10	93.839	Blood Diseases and Resources Research		1,030,732	126,771
Direct	5R01HL121093-10	93.837	Cardiovascular Diseases Research		378,121	
Direct	5R01HL122323-08	93.837	Cardiovascular Diseases Research		630,370	
Direct	5R01HL123699-05	93.837	Cardiovascular Diseases Research		98,907	
Direct	5R01HL126637-05 Revised NCE	93.837	Cardiovascular Diseases Research		132,523	
Direct	5R01HL131049-04 Revised	93.837	Cardiovascular Diseases Research		45,577	45,538
Direct	5R01HL131579-04	93.839	Blood Diseases and Resources Research		76,966	13,773
Direct	5R01HL132874-06	93.837	Cardiovascular Diseases Research		498,551	

UNIVERSITY OF MINNESOTA

SCHEDULE OF EXPENDITURES OF FEDERAL AWARDS
FOR THE YEAR ENDED JUNE 30, 2023

Cluster, Agency, Subagency, Direct/Pass-through,Pass-through Entity	Award #	ALN#	ALN Program Title	COVID-19	Federal Expenditures	Subrecipient Expenditures
Direct	5R01HL133823-06 NCE (2nd)	93.839	Blood Diseases and Resources Research		\$ 208,306	\$ 66,313
Direct	5R01HL135046-04	93.837	Cardiovascular Diseases Research		(9)	
Direct	5R01HL135895-19	93.839	Blood Diseases and Resources Research		(3,276)	
Direct	5R01HL136679-05	93.837	Cardiovascular Diseases Research		261,087	166,257
Direct	5R01HL136757-05 Revised	93.837	Cardiovascular Diseases Research		208,662	10,338
Direct	5R01HL136919-05	93.838	Lung Diseases Research		46,307	
Direct	5R01HL137204-04	93.837	Cardiovascular Diseases Research		(95)	
Direct	5R01HL138332-03	93.837	Cardiovascular Diseases Research		759,733	12,954
Direct	5R01HL138539-04	93.837	Cardiovascular Diseases Research		13,594	3,033
Direct	5R01HL139065-39	93.837	Cardiovascular Diseases Research		1,118,834	126,725
Direct	5R01HL140971-04 REVISED	93.839	Blood Diseases and Resources Research		588,683	35,408
Direct	5R01HL141288-04 NCE	93.837	Cardiovascular Diseases Research		282,343	104,486
Direct	5R01HL143390-04 Revised	93.837	Cardiovascular Diseases Research		397,671	23,181
Direct	5R01HL144130-04	93.837	Cardiovascular Diseases Research		250,178	
Direct	5R01HL144582-04	93.837	Cardiovascular Diseases Research		765,920	
Direct	5R01HL146477-03 Revised	93.838	Lung Diseases Research		504,863	
Direct	5R01HL146501-04 REVISED	93.837	Cardiovascular Diseases Research		433,525	
Direct	5R01HL148599-04	93.837	Cardiovascular Diseases Research		723,511	
Direct	5R01HL149709-04	93.837	Cardiovascular Diseases Research		627,142	
Direct	5R01HL151740-04	93.837	Cardiovascular Diseases Research		798,392	
Direct	5R01HL152166-04	93.837	Cardiovascular Diseases Research		515,229	
Direct	5R01HL152215-04	93.837	Cardiovascular Diseases Research		673,685	257,211
Direct	5R01HL153146-04	93.837	Cardiovascular Diseases Research		552,516	
Direct	5R01HL153403-02 Revised	93.837	Cardiovascular Diseases Research		1,745	
Direct	5R01HL153613-02	93.838	Lung Diseases Research		592,484	308,509
Direct	5R01HL154734-06	93.837	Cardiovascular Diseases Research		443,429	
Direct	5R01HL155114-03	93.839	Blood Diseases and Resources Research		693,115	219,774
Direct	5R01HL155150-03	93.839	Blood Diseases and Resources Research		339,462	
Direct	5R01HL155993-03	93.837	Cardiovascular Diseases Research		753,628	
Direct	5R01HL156994-02/ 3R01HL156994-S1-S2	93.837	Cardiovascular Diseases Research		779,480	26,543
Direct	5R01HL157625-03	93.837	Cardiovascular Diseases Research		968,123	81,968
Direct	5R01HL157667-02	93.837	Cardiovascular Diseases Research		251,577	30,424
Direct	5R01HL158756-02	93.837	Cardiovascular Diseases Research		513,070	276,291
Direct	5R01HL158795-02	93.837	Cardiovascular Diseases Research	COVID-19	467,320	
Direct	5R01HL160587-02/ 3R01HL160587-02S1	93.837	Cardiovascular Diseases Research		582,867	20,155
Direct	5R01HL162927-02	93.838	Lung Diseases Research		709,233	
Direct	5R01HL163011-02	93.839	Blood Diseases and Resources Research		608,279	105,654
Direct	5R01LM012982-04_NCE	93.879	Medical Library Assistance		229,811	20,829
Direct	5R01MD013801-05	93.307	Minority Health and Health Disparities Research		479,516	113,222
Direct	5R01MD015722-03 Revised	93.307	Minority Health and Health Disparities Research		850,494	98,922
Direct	5R01MH066703-21	93.242	Mental Health Research Grants		449,204	
Direct	5R01MH084861-10 Revised	93.242	Mental Health Research Grants		495,220	
Direct	5R01MH096773-11	93.242	Mental Health Research Grants		1,617,505	656,685
Direct	5R01MH107382-05 Revised	93.242	Mental Health Research Grants		10,619	
Direct	5R01MH107394-05	93.242	Mental Health Research Grants		32,182	
Direct	5R01MH111413-05 revised	93.242	Mental Health Research Grants		15,597	
Direct	5R01MH111447-05	93.242	Mental Health Research Grants		(664)	
Direct	5R01MH112583-05	93.242	Mental Health Research Grants		255,819	74,181
Direct	5R01MH113748-05	93.242	Mental Health Research Grants		392,433	10,057
Direct	5R01MH115046-05	93.242	Mental Health Research Grants		842,470	155,165
Direct	5R01MH116156-05	93.242	Mental Health Research Grants		528,663	109,837
Direct	5R01MH116961-05	93.242	Mental Health Research Grants		536,617	124,055
Direct	5R01MH118257-05	93.242	Mental Health Research Grants		314,740	
Direct	5R01MH118487-04	93.242	Mental Health Research Grants		412,394	
Direct	5R01MH119355-04	93.242	Mental Health Research Grants		396,757	
Direct	5R01MH119384-05	93.242	Mental Health Research Grants		772,959	
Direct	5R01MH120589-03	93.242	Mental Health Research Grants		1,305,305	26,221
Direct	5R01MH122473-03	93.242	Mental Health Research Grants		346,148	
Direct	5R01MH122749-04	93.242	Mental Health Research Grants		461,845	
Direct	5R01MH123634-04	93.242	Mental Health Research Grants		867,029	207,078
Direct	5R01MH123661-04	93.242	Mental Health Research Grants		504,605	
Direct	5R01MH124687-03	93.242	Mental Health Research Grants		664,939	
Direct	5R01MH127548-03	93.242	Mental Health Research Grants		567,916	169,933
Direct	5R01MH128177-02	93.242	Mental Health Research Grants		484,519	
Direct	5R01MH129300-02	93.242	Mental Health Research Grants		200,141	
Direct	5R01MH129320-02	93.242	Mental Health Research Grants		596,863	

UNIVERSITY OF MINNESOTA

SCHEDULE OF EXPENDITURES OF FEDERAL AWARDS
FOR THE YEAR ENDED JUNE 30, 2023

Cluster, Agency, Subagency, Direct/Pass-through,Pass-through Entity	Award #	ALN#	ALN Program Title	COVID-19	Federal Expenditures	Subrecipient Expenditures
Direct	5R01MH130177-02	93.242	Mental Health Research Grants		\$ 209,090	\$ 83,351
Direct	5R01NR016705-05 (revised)	93.361	Nursing Research		160,180	
Direct	5R01NR020539-02	93.361	Nursing Research		606,886	176,880
Direct	5R01NS018338-33	93.853	Extramural Research Programs in the Neurosciences and Neurological Disorders		154	
Direct	5R01NS022920-34	93.853	Extramural Research Programs in the Neurosciences and Neurological Disorders		262,501	
Direct	5R01NS035192-21 revised	93.853	Extramural Research Programs in the Neurosciences and Neurological Disorders		392,930	
Direct	5R01NS037019-23	93.853	Extramural Research Programs in the Neurosciences and Neurological Disorders		663,179	
Direct	5R01NS038836-24 NCE	93.853	Extramural Research Programs in the Neurosciences and Neurological Disorders		276,327	
Direct	5R01NS045667-19 Revised	93.853	Extramural Research Programs in the Neurosciences and Neurological Disorders		(1,209)	
Direct	5R01NS045873-13	93.853	Extramural Research Programs in the Neurosciences and Neurological Disorders		129,193	
Direct	5R01NS080816-05	93.853	Extramural Research Programs in the Neurosciences and Neurological Disorders		87,469	19,747
Direct	5R01NS086312-10	93.853	Extramural Research Programs in the Neurosciences and Neurological Disorders		615,178	279,238
Direct	5R01NS092093-05	93.853	Extramural Research Programs in the Neurosciences and Neurological Disorders		129,695	
Direct	5R01NS094206-05	93.853	Extramural Research Programs in the Neurosciences and Neurological Disorders		404	
Direct	5R01NS099178-05	93.853	Extramural Research Programs in the Neurosciences and Neurological Disorders		64,346	
Direct	5R01NS104071-05 nce	93.853	Extramural Research Programs in the Neurosciences and Neurological Disorders		255,176	
Direct	5R01NS105689-05 NCE	93.853	Extramural Research Programs in the Neurosciences and Neurological Disorders		274,661	
Direct	5R01NS108686-05 NCE	93.853	Extramural Research Programs in the Neurosciences and Neurological Disorders		425,949	
Direct	5R01NS109077-04	93.853	Extramural Research Programs in the Neurosciences and Neurological Disorders		307,536	
Direct	5R01NS109498-02	93.853	Extramural Research Programs in the Neurosciences and Neurological Disorders		852,010	611,727
Direct	5R01NS110519-04	93.853	Extramural Research Programs in the Neurosciences and Neurological Disorders		379,222	332,354
Direct	5R01NS110613-05	93.853	Extramural Research Programs in the Neurosciences and Neurological Disorders		680,666	
Direct	5R01NS110694-04	93.853	Extramural Research Programs in the Neurosciences and Neurological Disorders		720,786	
Direct	5R01NS111028-04	93.853	Extramural Research Programs in the Neurosciences and Neurological Disorders		588,085	
Direct	5R01NS112518-04	93.853	Extramural Research Programs in the Neurosciences and Neurological Disorders		543,659	
Direct	5R01NS115180-04	93.853	Extramural Research Programs in the Neurosciences and Neurological Disorders		453,918	
Direct	5R01NS115438-04	93.853	Extramural Research Programs in the Neurosciences and Neurological Disorders		497,712	293,060
Direct	5R01NS117822-03	93.853	Extramural Research Programs in the Neurosciences and Neurological Disorders		796,789	
Direct	5R01NS118330-03	93.853	Extramural Research Programs in the Neurosciences and Neurological Disorders		713,834	229,000
Direct	5R01NS118538-04	93.853	Extramural Research Programs in the Neurosciences and Neurological Disorders		645,602	252,414
Direct	5R01NS124065-03	93.853	Extramural Research Programs in the Neurosciences and Neurological Disorders	COVID-19	738,221	380,975
Direct	5R01NS124814-02	93.853	Extramural Research Programs in the Neurosciences and Neurological Disorders		378,200	
Direct	5R01NS125437-02	93.853	Extramural Research Programs in the Neurosciences and Neurological Disorders		517,931	179,970
Direct	5R01NS126166-02	93.853	Extramural Research Programs in the Neurosciences and Neurological Disorders		399,416	
Direct	5R01TW010651-05	93.989	International Research and Research Training		30,007	12,420

UNIVERSITY OF MINNESOTA

SCHEDULE OF EXPENDITURES OF FEDERAL AWARDS
FOR THE YEAR ENDED JUNE 30, 2023

Cluster, Agency, Subagency, Direct/Pass-through,Pass-through Entity	Award #	ALN#	ALN Program Title	COVID-19	Federal Expenditures	Subrecipient Expenditures
Direct	5R03AG070415-02	93.866	Aging Research		\$ 128,398	\$ -
Direct	5R03AG072215-02	93.866	Aging Research		146,161	60,801
Direct	5R03AI154388-02	93.855	Allergy and Infectious Diseases Research		73,610	
Direct	5R03CA249461 NCE	93.393	Cancer Cause and Prevention Research		354	
Direct	5R03CA259652-02	93.393	Cancer Cause and Prevention Research		51,411	
Direct	5R03DE031337-02	93.121	Oral Diseases and Disorders Research		87,679	
Direct	5R03ES031188-02	93.113	Environmental Health		26,083	14,694
Direct	5R03HD107126-02	93.865	Child Health and Human Development Extramural Research		107,497	48,168
Direct	5R03HD107135-02	93.865	Child Health and Human Development Extramural Research		68,872	25,523
Direct	5R13ES034643-02	93.143	NIEHS Superfund Hazardous Substances Basic Research and Education		13,000	
Direct	5R18DK110732-05 NCE	93.847	Diabetes, Digestive, and Kidney Diseases Extramural Research		(11,953)	
Direct	5R21AG060419-02	93.866	Aging Research		922	
Direct	5R21AG067537-02	93.866	Aging Research		71,647	50,184
Direct	5R21AG071908-02	93.866	Aging Research		129,993	37,636
Direct	5R21AG078638-02	93.866	Aging Research		190,615	
Direct	5R21AI146440-02	93.855	Allergy and Infectious Diseases Research		16,291	
Direct	5R21AI148328-02	93.855	Allergy and Infectious Diseases Research		103,053	
Direct	5R21AI148876-02	93.855	Allergy and Infectious Diseases Research		59,189	
Direct	5R21AI149334-02	93.855	Allergy and Infectious Diseases Research		43,008	718
Direct	5R21AI149395-02	93.855	Allergy and Infectious Diseases Research		44,367	
Direct	5R21AI150303-02 REVISED	93.855	Allergy and Infectious Diseases Research		173,817	
Direct	5R21AI151427-02	93.855	Allergy and Infectious Diseases Research		19,097	
Direct	5R21AI151595-02	93.855	Allergy and Infectious Diseases Research		(7,459)	
Direct	5R21AI151617-02 REVISED	93.855	Allergy and Infectious Diseases Research		140,800	
Direct	5R21AI154527- NCE	93.855	Allergy and Infectious Diseases Research		182,571	
Direct	5R21AI158019-02	93.855	Allergy and Infectious Diseases Research	COVID-19	182,474	
Direct	5R21AI159460-02	93.855	Allergy and Infectious Diseases Research		233,270	
Direct	5R21AI163580-02	93.855	Allergy and Infectious Diseases Research		246,664	
Direct	5R21AI163731-02	93.855	Allergy and Infectious Diseases Research		244,470	
Direct	5R21AI166065-02	93.855	Allergy and Infectious Diseases Research	COVID-19	150,235	
Direct	5R21AI166163-02	93.855	Allergy and Infectious Diseases Research		173,426	
Direct	5R21AI166564-02	93.855	Allergy and Infectious Diseases Research		104,300	73,386
Direct	5R21AI168668-02	93.855	Allergy and Infectious Diseases Research		173,234	
Direct	5R21AI168777-02	93.855	Allergy and Infectious Diseases Research		231,067	
Direct	5R21AR076167-02	93.846	Arthritis, Musculoskeletal and Skin Diseases Research		37,591	
Direct	5R21AR078400-02	93.846	Arthritis, Musculoskeletal and Skin Diseases Research		202,563	
Direct	5R21AR079033-02	93.846	Arthritis, Musculoskeletal and Skin Diseases Research		101,298	
Direct	5R21AR079236-02	93.846	Arthritis, Musculoskeletal and Skin Diseases Research		224,490	
Direct	5R21CA229297-02	93.393	Cancer Cause and Prevention Research		2,039	
Direct	5R21CA235094-02	93.393	Cancer Cause and Prevention Research		38,781	4,639
Direct	5R21CA237789-02 revised	93.394	Cancer Detection and Diagnosis Research		23,030	
Direct	5R21CA246602-02	93.077	Family Smoking Prevention and Tobacco Control Act Regulatory Research		6,665	
Direct	5R21CA256749-02	93.393	Cancer Cause and Prevention Research		233,189	24,158
Direct	5R21CA259718-02	93.395	Cancer Treatment Research		161,768	39,721
Direct	5R21CA261078-02	93.393	Cancer Cause and Prevention Research		170,504	19,791
Direct	5R21CA261734-02	93.395	Cancer Treatment Research		184,471	
Direct	5R21CA267707-02	93.395	Cancer Treatment Research		156,416	
Direct	5R21DA046188-02	93.279	Drug Abuse and Addiction Research Programs		78,877	
Direct	5R21DA049446-02	93.279	Drug Abuse and Addiction Research Programs		120,816	
Direct	5R21DA051538-02	93.077	Family Smoking Prevention and Tobacco Control Act Regulatory Research		27,813	
Direct	5R21DA052568-02	93.279	Drug Abuse and Addiction Research Programs		170,967	
Direct	5R21DC018070-02	93.173	Research Related to Deafness and Communication Disorders		32,041	
Direct	5R21DC019184-02	93.173	Research Related to Deafness and Communication Disorders		63,982	3,861
Direct	5R21DC020788-02	93.173	Research Related to Deafness and Communication Disorders		100,489	
Direct	5R21DE029276-02	93.121	Oral Diseases and Disorders Research		94,348	
Direct	5R21DE029289-02	93.121	Oral Diseases and Disorders Research		77,478	
Direct	5R21DE029337-02	93.121	Oral Diseases and Disorders Research		104,548	11,774
Direct	5R21DE029601-02	93.121	Oral Diseases and Disorders Research		214,137	
Direct	5R21DK122832-02 NCE	93.847	Diabetes, Digestive, and Kidney Diseases Extramural Research		(170)	
Direct	5R21DK128663-02 NCE	93.847	Diabetes, Digestive, and Kidney Diseases Extramural Research		140,743	
Direct	5R21EB028369-03 REVISED	93.286	Discovery and Applied Research for Technological Innovations to Improve Human Health		192,490	
Direct	5R21EY031868-02	93.867	Vision Research		192,546	
Direct	5R21HD099779-02	93.865	Child Health and Human Development Extramural Research		8,024	5,294
Direct	5R21HD101075-02	93.865	Child Health and Human Development Extramural Research		55,570	22,058
Direct	5R21HD102770-02	93.865	Child Health and Human Development Extramural Research		167,217	

UNIVERSITY OF MINNESOTA

SCHEDULE OF EXPENDITURES OF FEDERAL AWARDS
FOR THE YEAR ENDED JUNE 30, 2023

Cluster, Agency, Subagency, Direct/Pass-through,Pass-through Entity	Award #	ALN#	ALN Program Title	COVID-19	Federal Expenditures	Subrecipient Expenditures
Direct	5R21HD105297-02	93.865	Child Health and Human Development Extramural Research		\$ 118,667	\$ -
Direct	5R21HD106043-02	93.865	Child Health and Human Development Extramural Research		296,239	
Direct	5R21HG011251-02	93.172	Human Genome Research		148,756	
Direct	5R21HL145377-02	93.839	Blood Diseases and Resources Research		93,424	63,420
Direct	5R21MH119417-02	93.242	Mental Health Research Grants		232,103	
Direct	5R21MH122193-02	93.242	Mental Health Research Grants		118,043	
Direct	5R21NR019676-02	93.361	Nursing Research		179,528	33,987
Direct	5R21-NS099804-02	93.853	Extramural Research Programs in the Neurosciences and Neurological Disorders		382	
Direct	5R21NS112886-02	93.853	Extramural Research Programs in the Neurosciences and Neurological Disorders		9,752	
Direct	5R21NS118499-02	93.853	Extramural Research Programs in the Neurosciences and Neurological Disorders		181,263	
Direct	5R21OD028758-02	93.351	Research Infrastructure Programs		132,325	
Direct	5R21TR003941-02 REVISED	93.350	National Center for Advancing Translational Sciences		223,351	
Direct	5R21TW012390-02	93.989	International Research and Research Training		32,688	
Direct	5R24OD023041-07	93.351	Research Infrastructure Programs		833,198	563,309
Direct	5R24OD028444-04	93.351	Research Infrastructure Programs		672,571	
Direct	5R25CA200508-07	93.398	Cancer Research Manpower		156,846	
Direct	5R25CA250987-03	93.398	Cancer Research Manpower		509,996	
Direct	5R25DA038880-07	93.279	Drug Abuse and Addiction Research Programs		45,544	
Direct	5R25DA039074-08	93.279	Drug Abuse and Addiction Research Programs		92,309	
Direct	5R25DA057802-02	93.279	Drug Abuse and Addiction Research Programs		12,765	
Direct	5R25ES023595-08 REVISED	93.143	NIEHS Superfund Hazardous Substances_Basic Research and Education		24,803	
Direct	5R25ES033035-03	93.143	NIEHS Superfund Hazardous Substances_Basic Research and Education		190,396	60,693
Direct	5R25HG012322-02	93.172	Human Genome Research		102,447	
Direct	5R25HL088728-15 NCE	93.837	Cardiovascular Diseases Research		130,396	
Direct	5R25NS083059-10	93.853	Extramural Research Programs in the Neurosciences and Neurological Disorders		80,753	
Direct	5R25NS117356-03	93.853	Extramural Research Programs in the Neurosciences and Neurological Disorders		259,021	
Direct	5R33AT009110-05	93.213	Research and Training in Complementary and Integrative Health		(36,947)	
Direct	5R33CA246363-03 NCE	93.394	Cancer Detection and Diagnosis Research		252,476	
Direct	5R33DA046084-05	93.279	Drug Abuse and Addiction Research Programs		291,842	6,367
Direct	5R33HL151978-03/3R33HL151978-02S1/02S2	93.837	Cardiovascular Diseases Research		1,012,118	53,087
Direct	5R34AR081536-02	93.846	Arthritis, Musculoskeletal and Skin Diseases Research		169,642	
Direct	5R34AT011209-02	93.213	Research and Training in Complementary and Integrative Health		335,786	42,377
Direct	5R34MH124690-03	93.242	Mental Health Research Grants		195,795	
Direct	5R35CA197292-07	93.395	Cancer Treatment Research		116,125	
Direct	5R35GM118029-08	93.859	Biomedical Research and Research Training		439,175	
Direct	5R35GM118047-07 Revised	93.859	Biomedical Research and Research Training		403,835	
Direct	5R35GM118079-05	93.859	Biomedical Research and Research Training		26,519	5,532
Direct	5R35GM119441-05	93.859	Biomedical Research and Research Training		(143)	
Direct	5R35GM119483-07	93.859	Biomedical Research and Research Training		662,232	
Direct	5R35GM119553-05	93.859	Biomedical Research and Research Training		6,430	
Direct	5R35GM124676-05	93.859	Biomedical Research and Research Training		53,230	
Direct	5R35GM124896-05	93.859	Biomedical Research and Research Training		82,758	
Direct	5R35GM124898-06 REVISED	93.859	Biomedical Research and Research Training		121,462	
Direct	5R35GM126940-05 Revised	93.859	Biomedical Research and Research Training		427,780	
Direct	5R35GM126974-05	93.859	Biomedical Research and Research Training		288,939	
Direct	5R35GM127097-04	93.859	Biomedical Research and Research Training		258,031	
Direct	5R35GM128716-04 Revised	93.859	Biomedical Research and Research Training		72,218	
Direct	5R35GM130353-05	93.859	Biomedical Research and Research Training		462,921	
Direct	5R35GM131688-05	93.859	Biomedical Research and Research Training		200,470	
Direct	5R35GM131721-03	93.859	Biomedical Research and Research Training		376,156	
Direct	5R35GM133475-05	93.859	Biomedical Research and Research Training		409,781	
Direct	5R35GM133487-05	93.859	Biomedical Research and Research Training		345,266	
Direct	5R35GM137950-04	93.859	Biomedical Research and Research Training		408,168	
Direct	5R35GM140881-03	93.859	Biomedical Research and Research Training		423,426	
Direct	5R35GM141805-02	93.859	Biomedical Research and Research Training		117,889	
Direct	5R35GM142695-03	93.859	Biomedical Research and Research Training		309,415	
Direct	5R35GM145290-02	93.859	Biomedical Research and Research Training		230,613	
Direct	5R35GM145298-02	93.859	Biomedical Research and Research Training		227,486	
Direct	5R35GM146837-02	93.859	Biomedical Research and Research Training		272,246	
Direct	5R35GM146904-02	93.859	Biomedical Research and Research Training		355,456	
Direct	5R35HL139853-05	93.837	Cardiovascular Diseases Research		919,949	43,728

UNIVERSITY OF MINNESOTA

SCHEDULE OF EXPENDITURES OF FEDERAL AWARDS
FOR THE YEAR ENDED JUNE 30, 2023

Cluster, Agency, Subagency, Direct/Pass-through,Pass-through Entity	Award #	ALN#	ALN Program Title	COVID-19	Federal Expenditures	Subrecipient Expenditures
Direct	5R35NS127248-02	93.853	Extramural Research Programs in the Neurosciences and Neurological Disorders	\$	561,656	\$ -
Direct	5R36MH130105-02	93.242	Mental Health Research Grants		38,879	
Direct	5R37AA009367-29	93.273	Alcohol Research Programs		613,505	
Direct	5R37AI034495-29	93.855	Allergy and Infectious Diseases Research		38,335	30,058
Direct	5R37AI034495-31	93.855	Allergy and Infectious Diseases Research		541,730	37,296
Direct	5R37AI064046-17 Revised	93.855	Allergy and Infectious Diseases Research		14,863	
Direct	5R37CA240846-04	93.396	Cancer Biology Research		270,183	
Direct	5R37MH125829-02	93.242	Mental Health Research Grants		1,056,209	464,826
Direct	5R37NS077657-09	93.853	Extramural Research Programs in the Neurosciences and Neurological Disorders		58,269	
Direct	5R50CA211256-07	93.394	Cancer Detection and Diagnosis Research		215,393	
Direct	5R61AT009995-02 / -02 REVISED NCE	93.213	Research and Training in Complementary and Integrative Health		62,373	
Direct	5R61AT010712-02	93.213	Research and Training in Complementary and Integrative Health		218,486	
Direct	5R61MH122634-02 REVISED	93.242	Mental Health Research Grants		831,947	
Direct	5R90DE023058-11	93.121	Oral Diseases and Disorders Research		88,992	
Direct	5RL1HD107782-03	93.865	Child Health and Human Development Extramural Research		135,341	
Direct	5T32AG029796-15	93.866	Aging Research		416,205	
Direct	5T32AI007313-33 Revised	93.855	Allergy and Infectious Diseases Research		(2,651)	
Direct	5T32AI055433-19	93.855	Allergy and Infectious Diseases Research		260,017	
Direct	5T32AI083196-14	93.855	Allergy and Infectious Diseases Research		213,507	
Direct	5T32AR007612-20	93.846	Arthritis, Musculoskeletal and Skin Diseases Research		(68,734)	
Direct	5T32AR007612-22	93.846	Arthritis, Musculoskeletal and Skin Diseases Research		645,916	
Direct	5T32CA009138-48	93.398	Cancer Research Manpower		522,690	
Direct	5T32CA099936-19	93.398	Cancer Research Manpower		283,025	
Direct	5T32CA163184-12	93.398	Cancer Research Manpower		352,103	
Direct	5T32DA007097-40	93.279	Drug Abuse and Addiction Research Programs		152,376	
Direct	5T32DA007234-35	93.279	Drug Abuse and Addiction Research Programs		(13,132)	
Direct	5T32DA037183-10	93.279	Drug Abuse and Addiction Research Programs		266,996	
Direct	5T32DA050560-04	93.279	Drug Abuse and Addiction Research Programs		322,599	
Direct	5T32DK007203-43 Revised	93.847	Diabetes, Digestive, and Kidney Diseases Extramural Research		158,063	
Direct	5T32DK065519-19	93.847	Diabetes, Digestive, and Kidney Diseases Extramural Research		207,996	
Direct	5T32DK083250-14	93.847	Diabetes, Digestive, and Kidney Diseases Extramural Research		400,697	
Direct	5T32DK108733-05 Revised	93.847	Diabetes, Digestive, and Kidney Diseases Extramural Research		6,393	
Direct	5T32EY025187-05 Revised	93.867	Vision Research		(629)	
Direct	5T32GM008347-30	93.859	Biomedical Research and Research Training		234,029	
Direct	5T32GM132063-04	93.859	Biomedical Research and Research Training		272,010	
Direct	5T32GM140936-03	93.859	Biomedical Research and Research Training		161,683	
Direct	5T32HD095134-05	93.865	Child Health and Human Development Extramural Research		343,767	
Direct	5T32HL007062-45	93.839	Blood Diseases and Resources Research		20,222	
Direct	5T32HL007062-47	93.839	Blood Diseases and Resources Research		378,911	
Direct	5T32HL007741-29	93.837	Cardiovascular Diseases Research		735,041	
Direct	5T32HL007779-29	93.837	Cardiovascular Diseases Research		438,133	
Direct	5T32HL144472-05	93.837	Cardiovascular Diseases Research		273,018	
Direct	5T32MH015755-43	93.242	Mental Health Research Grants		240,280	
Direct	5T32MH082761-14	93.242	Mental Health Research Grants		262,114	199,826
Direct	5T32MH115886-05	93.242	Mental Health Research Grants		345,513	
Direct	5T32OD010993-20	93.351	Research Infrastructure Programs		397,978	
Direct	5T35AI118620-08	93.855	Allergy and Infectious Diseases Research		33,204	
Direct	5T35OD011118-10	93.351	Research Infrastructure Programs		10,464	
Direct	5T90DE022732-11	93.121	Oral Diseases and Disorders Research		204,609	
Direct	5TL1TR002493-05 REVISED	93.350	National Center for Advancing Translational Sciences		497,869	
Direct	5U01AA030164-01	93.273	Alcohol Research Programs		301,085	
Direct	5U01AG073079-03	93.866	Aging Research		395,115	
Direct	5U01AI125003-NCE	93.855	Allergy and Infectious Diseases Research		131,811	75,910
Direct	5U01AI126322-09	93.855	Allergy and Infectious Diseases Research		1,802,283	723,175
Direct	5U01AI132904-06 Revised	93.855	Allergy and Infectious Diseases Research		429,555	21,857
Direct	5U01AI136780-04	93.855	Allergy and Infectious Diseases Research		3,678,940	3,130,228
Direct	5U01AI141981-05	93.855	Allergy and Infectious Diseases Research		1,002,811	234,459
Direct	5U01AI169587-02	93.855	Allergy and Infectious Diseases Research		389,620	237,706
Direct	5U01CA224160-03	93.353	21st Century Cures Act - Beau Biden Cancer Moonshot		168,153	77,829
Direct	5U01DA041120-09	93.279	Drug Abuse and Addiction Research Programs		1,595,600	
Direct	5U01DA045523-02 REVISED	93.279	Drug Abuse and Addiction Research Programs		71,119	
Direct	5U01DA051658-02	93.279	Drug Abuse and Addiction Research Programs		(2,088)	(3,349)
Direct	5U01DA051993-04	93.279	Drug Abuse and Addiction Research Programs		584,411	242,748
Direct	5U01DK126300-04 & 3U01DK126300-04S1	93.847	Diabetes, Digestive, and Kidney Diseases Extramural Research		528,415	

UNIVERSITY OF MINNESOTA

SCHEDULE OF EXPENDITURES OF FEDERAL AWARDS
FOR THE YEAR ENDED JUNE 30, 2023

Cluster, Agency, Subagency, Direct/Pass-through,Pass-through Entity	Award #	ALN#	ALN Program Title	COVID-19	Federal Expenditures	Subrecipient Expenditures
Direct	5U01DK127367-04	93.847	Diabetes, Digestive, and Kidney Diseases Extramural Research		\$ 353,459	\$ -
Direct	5U01EB025144-05 Revised	93.286	Discovery and Applied Research for Technological Innovations to Improve Human Health		1,388,844	359,483
Direct	5U01EB025153-05 Revised	93.286	Discovery and Applied Research for Technological Innovations to Improve Human Health		1,083,153	759,617
Direct	5U01EB026978-05	93.286	Discovery and Applied Research for Technological Innovations to Improve Human Health		1,030,965	413,580
Direct	5U01ES029603-04	93.113	Environmental Health		249,444	2,186
Direct	5U01HD108779-02	93.865	Child Health and Human Development Extramural Research		495,217	60,152
Direct	5U01NS112125-04	93.853	Extramural Research Programs in the Neurosciences and Neurological Disorders		196,164	52,446
Direct	5U24DC020851-02	93.173	Research Related to Deafness and Communication Disorders		325,419	
Direct	5U24DK106786-08 Rev	93.847	Diabetes, Digestive, and Kidney Diseases Extramural Research		2,346,840	293,148
Direct	5U24HL151541-03 revised	93.839	Blood Diseases and Resources Research		723,057	67,330
Direct	5U24NS100649-05 Revised end date	93.853	Extramural Research Programs in the Neurosciences and Neurological Disorders		42,933	-
Direct	5U24NS107269-05	93.853	Extramural Research Programs in the Neurosciences and Neurological Disorders		518,999	
Direct	5U2CES026533-05	93.113	Environmental Health		1,198,528	454,457
Direct	5U45ES006184-32	93.142	NIEHS Hazardous Waste Worker Health and Safety Training		2,254,480	1,520,599
Direct	5U54AG076041-02	93.310	Trans-NIH Research Support		1,819,802	5,151
Direct	5U54CA210190-5	93.397	Cancer Centers Support Grants		196,279	7,259
Direct	5U54NS065768-13 revised	93.853	Extramural Research Programs in the Neurosciences and Neurological Disorders		152,644	
Direct	5UG1HL069290-22 Revised	93.839	Blood Diseases and Resources Research		193,350	
Direct	5UG3CA244687-02	93.353	21st Century Cures Act - Beau Biden Cancer Moonshot		(16,522)	
Direct	5UG3DA048386-02 REVISED	93.279	Drug Abuse and Addiction Research Programs		1,600	9,098
Direct	5UG3DA048508-02 revised	93.279	Drug Abuse and Addiction Research Programs		14,232	1,236
Direct	5UG3NS107688-03 revised	93.853	Extramural Research Programs in the Neurosciences and Neurological Disorders		1,097,598	572,050
Direct	5UH3AT008769-05	93.213	Research and Training in Complementary and Integrative Health		2,586,923	649,697
Direct	5UH3AT009651-05	93.213	Research and Training in Complementary and Integrative Health		446,493	
Direct	5UH3CA244687-04	93.353	21st Century Cures Act - Beau Biden Cancer Moonshot		753,648	
Direct	5UL1TR002494-05 REVISED	93.350	National Center for Advancing Translational Sciences		4,231,570	172,083
Direct	5UM1AI120197-03	93.855	Allergy and Infectious Diseases Research		(14,800)	
Direct	75N91019P00786	93.C11	Contract-Department of Health and Human Services-National Institutes of Health		6,697	
Direct	75N91020P00857	93.C11	Contract-Department of Health and Human Services-National Institutes of Health		4,134	
Direct	75N91021P00416	93.C11	Contract-Department of Health and Human Services-National Institutes of Health		18,008	
Direct	75N91022P00936 / Requisition 6368845	93.C11	Contract-Department of Health and Human Services-National Institutes of Health		15,874	
Direct	75N92020D00006 / 75N92020F00001	93.C11	Contract-Department of Health and Human Services-National Institutes of Health		649,801	
Direct	75N92020D00006/75N92021F00001	93.C11	Contract-Department of Health and Human Services-National Institutes of Health		228,203	
Direct	75N92022D00003 / T.O. 75N92022F00001	93.C11	Contract-Department of Health and Human Services-National Institutes of Health		1,035,368	
Direct	75N94021F00002	93.C11	Contract-Department of Health and Human Services-National Institutes of Health		8,139	
Direct	75N94021F00003	93.C11	Contract-Department of Health and Human Services-National Institutes of Health		61,194	
Direct	75N94022C00005	93.C11	Contract-Department of Health and Human Services-National Institutes of Health		501,597	
Direct	75N94022D00001/75N94022F00001	93.C11	Contract-Department of Health and Human Services-National Institutes of Health		18,057	
Direct	75N94022P00816	93.C11	Contract-Department of Health and Human Services-National Institutes of Health		84,106	
Direct	75N95019D00031/75N95019F00088 P00003	93.C11	Contract-Department of Health and Human Services-National Institutes of Health		(1,138)	
Direct	75N95019P00724	93.C11	Contract-Department of Health and Human Services-National Institutes of Health		5,564	
Direct	75N95022F00001 / 75N95019D00031	93.C11	Contract-Department of Health and Human Services-National Institutes of Health		700,756	
Direct	7DP1DA037979-07 NCE	93.279	Drug Abuse and Addiction Research Programs		(7,470)	
Direct	7K00DA053527-05	93.853	Extramural Research Programs in the Neurosciences and Neurological Disorders		96,125	
Direct	7K23HL159240-02	93.837	Cardiovascular Diseases Research		117,074	
Direct	7R01AI120712-07 NCE	93.855	Allergy and Infectious Diseases Research		(12,527)	
Direct	7R01AI128782-06 NCE	93.855	Allergy and Infectious Diseases Research		247,198	153,899
Direct	7R01CA233522-04	93.393	Cancer Cause and Prevention Research		412,907	57,552
Direct	7R01DE030377-03	93.121	Oral Diseases and Disorders Research		24,399	
Direct	7R01HL136759-05 NCE	93.837	Cardiovascular Diseases Research		552,471	105,167
Direct	7R01HL153026-04	93.838	Lung Diseases Research		11,397	
Direct	7R01MD016388-04	93.307	Minority Health and Health Disparities Research		121,912	
Direct	7R01NS050375-16	93.853	Extramural Research Programs in the Neurosciences and Neurological Disorders	COVID-19	62,411	
Direct	7R03DK122225-02	93.847	Diabetes, Digestive, and Kidney Diseases Extramural Research		54,306	
Direct	7R21CA261833-02	93.393	Cancer Cause and Prevention Research		52,784	
Direct	7R21DE030629-03	93.121	Oral Diseases and Disorders Research		30,568	
Direct	7R21ES028549-02	93.113	Environmental Health		15,386	15,235
Direct	7R35GM128906-05	93.859	Biomedical Research and Research Training		429,102	
Direct	7R56DK119940-02 Revised	93.847	Diabetes, Digestive, and Kidney Diseases Extramural Research		(7,280)	

UNIVERSITY OF MINNESOTA

SCHEDULE OF EXPENDITURES OF FEDERAL AWARDS
FOR THE YEAR ENDED JUNE 30, 2023

Cluster, Agency, Subagency, Direct/Pass-through, Pass-through Entity	Award #	ALN#	ALN Program Title	COVID-19	Federal Expenditures	Subrecipient Expenditures
Direct	9R01NS132277-20	93.853	Extramural Research Programs in the Neurosciences and Neurological Disorders		\$ 65,467	\$ -
Direct	9U01AT010326-0851	93.213	Research and Training in Complementary and Integrative Health		462,443	305,884
Direct	Equip2R01GM122917-06	93.859	Biomedical Research and Research Training		653,341	
Direct	F30CA232303-02	93.398	Cancer Research Manpower		760	
Direct	F32GM137547	93.859	Biomedical Research and Research Training		6,510	
Direct	HHSN268201600014I / HHSN26800004 AMD P05	93.C11	Contract-Department of Health and Human Services-National Institutes of Health		(4,928)	
Direct	HHSN268201600014I/75N92019F00038/PCT0005	93.C11	Contract-Department of Health and Human Services-National Institutes of Health		(560)	
Direct	HHSN268201800006I 75N92020F00001	93.C11	Contract-Department of Health and Human Services-National Institutes of Health		56,317	
Direct	HHSN268201800006I P02	93.C11	Contract-Department of Health and Human Services-National Institutes of Health		472,919	
Direct	HHSN271201700008I/75N95020F00001 P00003	93.C11	Contract-Department of Health and Human Services-National Institutes of Health		10,621	
Direct	HHSN275201300023I / HHSN27500011 Am0003	93.C11	Contract-Department of Health and Human Services-National Institutes of Health		243,125	
Direct	HHSN275201300023I / HHSN27500017	93.C11	Contract-Department of Health and Human Services-National Institutes of Health		1,050,995	
Direct	HHSN275201300023I / HHSN27500018 Am4	93.C11	Contract-Department of Health and Human Services-National Institutes of Health		(91)	
Direct	HHSN275201700005C/6388632 Am P00009	93.C11	Contract-Department of Health and Human Services-National Institutes of Health		133,134	43,065
Direct	HHSN275201800004I / HHSN27500002	93.C11	Contract-Department of Health and Human Services-National Institutes of Health		84,379	
Direct	HHSN275201800004I/75N94020F00002	93.C11	Contract-Department of Health and Human Services-National Institutes of Health		98,773	
Direct	HHSN275201800004I/75N94020F00005	93.C11	Contract-Department of Health and Human Services-National Institutes of Health		94,149	
Direct	HHSN275201800004I/75N94022F00001	93.C11	Contract-Department of Health and Human Services-National Institutes of Health		85,709	
Direct	HHSN275201800004I-75N94019F00127	93.C11	Contract-Department of Health and Human Services-National Institutes of Health		30,807	
Direct	HHSN275201800004I-75N94019F00129	93.C11	Contract-Department of Health and Human Services-National Institutes of Health		5	
Direct	HHSN275201800004I-HHSN27500001 Am4	93.C11	Contract-Department of Health and Human Services-National Institutes of Health		2,285	
Direct	HHSN275201800004I-HHSN27500003	93.C11	Contract-Department of Health and Human Services-National Institutes of Health		5,544	
Direct	R01GM126002-03s1	93.859	Biomedical Research and Research Training		17,747	
Direct	R01MH112688-07	93.242	Mental Health Research Grants		694,391	
Direct	R21AG069180-01A1	93.866	Aging Research		134,051	
Direct	U01HL139471-01	93.837	Cardiovascular Diseases Research		458,643	
Direct	UG3CA265791-02 revised	93.393	Cancer Cause and Prevention Research		1,219,306	215,131
Passthrough:						
Ability Interactive LLC	1 Amendment 1	93.866	Aging Research		115,726	
Adapt Design Works, LLC	CON-99006 R41AG080965	93.866	Aging Research		8,589	
Advanced Medical Electronics Corporation	AME20-GazeSteered-05	93.173	Research Related to Deafness and Communication Disorders		24,995	
Advanced Medical Electronics Corporation	AME20-SmartWatch2-11	93.866	Aging Research		121,459	16,869
Advanced Medical Electronics Corporation	AME22-FeedingTube1-03 Amd 1	93.307	Minority Health and Health Disparities Research		9,917	
Advanced CPR Solutions LLC	CON-86202 R44HL139184	93.837	Cardiovascular Diseases Research		86,700	
Aerosol Devices, Inc	NIH1007-UMNsub Am 2	93.310	Trans-NIH Research Support	COVID-19	(11)	
Albert Einstein College of Medicine	31151A (CORE A) Am4/ P0925811	93.866	Aging Research		27,278	
Albert Einstein College of Medicine	31151C (Project 2) / P0894332 Amend #5	93.866	Aging Research		18,592	
Albert Einstein College of Medicine	31151C P0928197 Project 3 Amd 7	93.866	Aging Research		135,432	62,422
Albert Einstein College of Medicine	311945 / P0928327 Amendment 1	93.865	Child Health and Human Development Extramural Research		21,571	
Albert Einstein College of Medicine	312281	93.866	Aging Research		130,129	
Albert Einstein College of Medicine	312281	93.866	Aging Research		85,548	
Albert Einstein College of Medicine	312301/PO P0941648 (prev. PO 928480)	93.853	Extramural Research Programs in the Neurosciences and Neurological Disorders		142,628	
Albert Einstein College of Medicine	331148A / P0922970 Amd 5	93.837	Cardiovascular Diseases Research		8,657	
Allegheny Health Network	41088509 Am 1	93.279	Drug Abuse and Addiction Research Programs		18,413	
Allen Institute	2021-0531 Amd 1	93.853	Extramural Research Programs in the Neurosciences and Neurological Disorders		67,655	
Alliance for Clinical Trials in Oncology	A222004	93.U01	Unid CFDA-Department of Health and Human Services-NIH		36,006	
American Gastroenterological Association	Amd 1	93.855	Allergy and Infectious Diseases Research		18,282	
Ann & Robert H Lurie Children's Hospital	Subaward No. 901645-UMN Amendment 3	93.847	Diabetes, Digestive, and Kidney Diseases Extramural Research		63,067	
Applied Universal Dynamics Corporation	AUD20-LostItems-02	93.866	Aging Research		20,200	
Applied Universal Dynamics Corporation	AUD22-3DPrinting-02 Am 1	93.853	Extramural Research Programs in the Neurosciences and Neurological Disorders		259,237	
Arizona State University	ASUB00000539 Amendment 3	93.351	Research Infrastructure Programs		227,002	
Arizona State University	ASUB00000603	93.394	Cancer Detection and Diagnosis Research		184,665	
Arizona State University	ASUB00000957 Amd 3	93.866	Aging Research		197,409	
Arizona State University	ASUB00001350	93.866	Aging Research		5,788	
Arkansas Children's Research Institute	ACRI Project # 034146-0 Amendment 2	93.855	Allergy and Infectious Diseases Research		12,115	
Arkansas Children's Research Institute	ACRI Project #034152-28	93.855	Allergy and Infectious Diseases Research		6,125	
Astrin Biosciences, Inc	1R41CA268344-01_Drake	93.394	Cancer Detection and Diagnosis Research		160,000	
Augusta University	37845-3	93.866	Aging Research		13,521	
Augusta University	38484-1	93.837	Cardiovascular Diseases Research		27,981	
Axle Informatics, Inc	S4102-052022 SOW 1	93.C11	Contract-Department of Health and Human Services-National Institutes of Health		52,021	
Baylor College of Medicine	7000001311 Amendment 2	93.853	Extramural Research Programs in the Neurosciences and Neurological Disorders		146,487	
Baylor College of Medicine	PO # 7000001022 - Amendment 3	93.393	Cancer Cause and Prevention Research		57,221	
Benaroya Research Inst at Virginia Mason	FY21ITN282 amd 8	93.855	Allergy and Infectious Diseases Research		81,690	
Benaroya Research Inst at Virginia Mason	FY22ITN362/FY20ITN362 Am 3	93.855	Allergy and Infectious Diseases Research		100,236	
Benten Technologies, Inc	NIMHD-UM009-2020	93.307	Minority Health and Health Disparities Research		12,429	
Beth Israel Deaconess Medical Center	O1062822 Am 1	93.847	Diabetes, Digestive, and Kidney Diseases Extramural Research		9,141	

UNIVERSITY OF MINNESOTA

SCHEDULE OF EXPENDITURES OF FEDERAL AWARDS
FOR THE YEAR ENDED JUNE 30, 2023

Cluster, Agency, Subagency, Direct/Pass-through,Pass-through Entity	Award #	ALN#	ALN Program Title	COVID-19	Federal Expenditures	Subrecipient Expenditures
Beth Israel Deaconess Medical Center	01063528	93.837	Cardiovascular Diseases Research		\$ 93,429	\$ -
Beth Israel Deaconess Medical Center	01063617	93.837	Cardiovascular Diseases Research		75,331	
Boise State University	8424-PO138231-Amd #3	93.242	Mental Health Research Grants		50,333	
Boston Children's Hospital	GENFD0002030885 Amd 3	93.879	Medical Library Assistance		30,017	
Boston Children's Hospital	GENFD0002240265 Amd 2	93.393	Cancer Cause and Prevention Research		33,349	
Boston Children's Hospital	GENFD0002242264 Amendment 2	93.839	Blood Diseases and Resources Research		273,280	
Boston Children's Hospital	PO#GENFD0002038243	93.855	Allergy and Infectious Diseases Research		2,950	
Boston Children's Hospital	Subaward No. GENFD0002257448	93.837	Cardiovascular Diseases Research		342,030	
Brandeis University	GR404243_UMinn	93.865	Child Health and Human Development Extramural Research		9,055	
Brigham and Women's Hospital	117349 Amd 6	93.837	Cardiovascular Diseases Research		(295)	
Brigham and Women's Hospital	122799 Am 1	93.837	Cardiovascular Diseases Research		146,474	
Brigham and Women's Hospital	123632	93.837	Cardiovascular Diseases Research		445	
Brigham and Women's Hospital	125298	93.866	Aging Research		185,752	
Brigham and Women's Hospital	126256 - Amd 3	93.838	Lung Diseases Research	COVID-19	33,835	
Brigham and Women's Hospital	5U01HL130163-04	93.837	Cardiovascular Diseases Research		19	
Brigham and Women's Hospital	CON-60209 Various NCI U10 Federal Grants	93.111	Contract-Department of Health and Human Services-National Institutes of Health		3,020	
Brigham and Women's Hospital	PROTOCOL EAY131 - MATCH / 2015CG094	93.111	Contract-Department of Health and Human Services-National Institutes of Health		5,888	
Brigham and Women's Hospital	Subaward No. 127978	93.865	Child Health and Human Development Extramural Research		27,153	
Brown University	00001383	93.866	Aging Research		52,419	
Brown University	00001473	93.866	Aging Research		43,347	
Brown University	00002120	93.866	Aging Research		52,558	
Brown University	Subaward 00001961	93.393	Cancer Cause and Prevention Research		69,757	
California Institute of Technology	5408387-04	93.865	Child Health and Human Development Extramural Research		179,861	
California Pacific Medical Center	280201024-S281	93.866	Aging Research		93,834	
Cancer Research UK	CGSDF-2021-100002	93.111	Unid CFDA-Department of Health and Human Services-NIH		(11,108)	
Carolinas Healthcare System	13100310395 (A22-0011-S002)	93.121	Oral Diseases and Disorders Research		226,287	
Carolinas Healthcare System	13100310608(A21-0106-S004)PO ATR10515521	93.121	Oral Diseases and Disorders Research		196,076	
Carolinas Healthcare System	Subaward #3000301333- PO#ATR10003935	93.121	Oral Diseases and Disorders Research		(8)	
Case Western Reserve University	RESS13069 Amd 4	93.837	Cardiovascular Diseases Research		22,827	
Case Western Reserve University	RESS16355 Amd 1	93.847	Diabetes, Digestive, and Kidney Diseases Extramural Research		8,453	
Case Western Reserve University	RESS16466 Amd 1	93.847	Diabetes, Digestive, and Kidney Diseases Extramural Research		11,911	
Case Western Reserve University	RES600204	93.847	Diabetes, Digestive, and Kidney Diseases Extramural Research		110,645	
Case Western Reserve University	RES601176	93.396	Cancer Biology Research		13,981	
Cedars-Sinai Medical Center	1881129	93.837	Cardiovascular Diseases Research		39,665	
Cedars-Sinai Medical Center	1950913 Amd 1	93.853	Extramural Research Programs in the Neurosciences and Neurological Disorders		84,848	
Cerovations LLC	CON-101332 U44NS121557	93.853	Extramural Research Programs in the Neurosciences and Neurological Disorders		33,287	
Children's Hospital Los Angeles	000014266-C Mod 2	93.242	Mental Health Research Grants		175,112	
Children's Hospital Los Angeles	PBMTC Study NMD 1801	93.855	Allergy and Infectious Diseases Research		3,000	
Children's Research Institute	Subaward No. 30005547-06 Amendment 3	93.865	Child Health and Human Development Extramural Research		79,629	
Cincinnati Children's Hospital Med Ctr	Subaward #OS00000012/Amendment 1	93.838	Lung Diseases Research		8,992	
Cincinnati Children's Hospital Med Ctr	Subaward No. 315648 PO 31007744961	93.838	Lung Diseases Research		194,223	
Cleveland Clinic	1397-SUB Amd 2	93.847	Diabetes, Digestive, and Kidney Diseases Extramural Research		39,966	
Cleveland Clinic	CCF22006005 Amd 1	93.839	Blood Diseases and Resources Research		469	
Cleveland Clinic	CCF22012495 Amd 1	93.839	Blood Diseases and Resources Research		22,324	
Columbia University	1(GG012772-01) (PO # G12837) Amd 4	93.121	Oral Diseases and Disorders Research		10,656	
Columbia University	1(GG014620-01)	93.853	Extramural Research Programs in the Neurosciences and Neurological Disorders		17,066	
Columbia University	1(GG015814-02) SAPO: G15508 Am 1	93.866	Aging Research		328,425	
Columbia University	2(GG017317-01) SAPO: G17814	93.307	Minority Health and Health Disparities Research		1,438	
Columbia University	4(GG017929-01) SAPO: G16489	93.838	Lung Diseases Research		80,841	
Columbia University	GG015353-03 (PO G16611)	93.866	Aging Research		58,761	
Columbia University	GG015997-03	93.838	Lung Diseases Research	COVID-19	128,977	
Columbia University	PO G16399/2(GG015814-01)	93.866	Aging Research		251,776	
Cornell University	138467-21023	93.307	Minority Health and Health Disparities Research		1,613	
Creosalus Inc	5R44NS084701-05	93.853	Extramural Research Programs in the Neurosciences and Neurological Disorders		17,754	
Dana-Farber Cancer Institute	Subaward No. 1295201	93.389	National Center for Research Resources		338,555	
Dartmouth College	R1358 Am 3	93.855	Allergy and Infectious Diseases Research		317,120	
Dartmouth College	R1587	93.859	Biomedical Research and Research Training		18,405	
Daynamic, Inc	1R41CA271962-01	93.393	Cancer Cause and Prevention Research		117,301	
DLH Holdings LLC	PHR-S55-S-21-005993	93.111	Contract-Department of Health and Human Services-National Institutes of Health		16,707	
Doheny Eye Institute	18554 UMN/PO 11825	93.867	Vision Research		60,031	
Drexel University	Subaward #: 900142 PO #: U0239348	93.866	Aging Research		21,095	
Duke University	303001092	93.838	Lung Diseases Research		13,504	
Duke University	303001811 / 303001910	93.855	Allergy and Infectious Diseases Research		13,897	
Duke University	A031759 A4	93.866	Aging Research		219,161	
Duke University	A031899 (A030405) NCE	93.847	Diabetes, Digestive, and Kidney Diseases Extramural Research		12,005	
Duke University	A033131	93.866	Aging Research		20,353	

UNIVERSITY OF MINNESOTA

SCHEDULE OF EXPENDITURES OF FEDERAL AWARDS
FOR THE YEAR ENDED JUNE 30, 2023

Cluster, Agency, Subagency, Direct/Pass-through,Pass-through Entity	Award #	ALN#	ALN Program Title	COVID-19	Federal Expenditures	Subrecipient Expenditures
Duke University	A03-3212 Am 4	93.866	Aging Research		\$ 93,944	\$ -
Duke University	A034133 / 5R01CA256157-03	93.395	Cancer Treatment Research		498,255	
Duke University	A034574 - AMD 2	93.866	Aging Research		80,772	
Duke University	A034683-Amd 2	93.837	Cardiovascular Diseases Research		97,756	
Duke University	Duke SPS No. 257758 Amendment 3	93.C11	Contract-Department of Health and Human Services-National Institutes of Health	COVID-19	8,457	
Duke University	Duke SPS/WBSE #s 265416/A034556	93.855	Allergy and Infectious Diseases Research		4,000	
Duke University	Subaward No. 2037876, 6793_DOSE_#DOSE018	93.350	National Center for Advancing Translational Sciences		11,771	
Duke University	Subaward No. 3021506	93.855	Allergy and Infectious Diseases Research		(1,882)	
Duke University	WBSE: A034559, SPS:266338	93.350	National Center for Advancing Translational Sciences	COVID-19	1,159,170	
Duke University	WBSE-A034260, SPS- 261113	93.855	Allergy and Infectious Diseases Research		29,021	
Dystonia Coalition	CON-99235 U54NS116025	93.853	Extramural Research Programs in the Neurosciences and Neurological Disorders		28,053	
East Carolina University	A19-0361-S002	93.837	Cardiovascular Diseases Research		131,964	
Ellison Institute, LLC	SP-R01YR2Sub-Foo-SM	93.396	Cancer Biology Research		116,808	
Emory University	A011148	93.855	Allergy and Infectious Diseases Research		136,903	
Emory University	A035490	93.839	Blood Diseases and Resources Research		126,257	
Emory University	A140674	93.879	Medical Library Assistance		62,829	
Emory University	A493352	93.855	Allergy and Infectious Diseases Research		205,102	
Emory University	A537548 - Amend 5 / A684221 supplement	93.855	Allergy and Infectious Diseases Research		84,473	
Emory University	A575007/A684244	93.855	Allergy and Infectious Diseases Research		850,188	
Emory University	A642682	93.242	Mental Health Research Grants		27,191	
Emory University	A679552	93.855	Allergy and Infectious Diseases Research		221,672	
Emory University	A694123 formerly Subaward A572097 Amd 6	93.837	Cardiovascular Diseases Research		87,336	
Emory University	A719493	93.855	Allergy and Infectious Diseases Research	COVID-19	135,718	
Emory University	A807689 Amendment 4	93.853	Extramural Research Programs in the Neurosciences and Neurological Disorders		318,900	
Emory University	Subaward # A674464 Amendment 3	93.847	Diabetes, Digestive, and Kidney Diseases Extramural Research		2,017	
Excitant Therapeutics LLC	2021 Domestic Research Agreement	93.867	Vision Research		5,226	
Excitant Therapeutics LLC	2R44EY032023 Amd 1	93.867	Vision Research		11,095	
Fox Chase Cancer Center	15165-01 Mod 1	93.855	Allergy and Infectious Diseases Research		34,411	
Fox Chase Cancer Center	1804100 Mod 2	93.C11	Contract-Department of Health and Human Services-National Institutes of Health		41,836	
Fred Hutchinson Cancer Center	0001034877 / 0001080302	93.395	Cancer Treatment Research		(1,232)	
Fred Hutchinson Cancer Center	0001041477 Amd 05	93.855	Allergy and Infectious Diseases Research	COVID-19	(57,214)	
Fred Hutchinson Cancer Center	0001057685 Amd 3	93.C11	Contract-Department of Health and Human Services-National Institutes of Health		40,012	
Fred Hutchinson Cancer Center	0001064624	93.837	Cardiovascular Diseases Research		5,799	
Fred Hutchinson Cancer Center	0001109921 Amd 2	93.395	Cancer Treatment Research		4,510	
Fred Hutchinson Cancer Center	0001110271 Mod 1	93.393	Cancer Cause and Prevention Research		15,401	
Fred Hutchinson Cancer Center	0001115847 Amd 1	93.855	Allergy and Infectious Diseases Research	COVID-19	197,106	
Fred Hutchinson Cancer Center	0001135582	93.395	Cancer Treatment Research		20,790	
Fred Hutchinson Cancer Center	0001135596	93.395	Cancer Treatment Research		8,254	
Fred Hutchinson Cancer Center	0001136082 Amendment 1	93.C11	Contract-Department of Health and Human Services-National Institutes of Health		19,223	
Fred Hutchinson Cancer Center	1036684	93.393	Cancer Cause and Prevention Research		(15,400)	
Fred Hutchinson Cancer Center	221436/0001103845 Mod 1	93.395	Cancer Treatment Research		(14,438)	
Fred Hutchinson Cancer Center	Subaward No. 0001126862 Amendment 1	93.839	Blood Diseases and Resources Research		446,953	
George Mason University	E205936A Amd 2	93.866	Aging Research		233,169	
George Mason University	E2062692	93.242	Mental Health Research Grants		4,037	
Georgia State University	SP00015081-02	93.855	Allergy and Infectious Diseases Research		100,592	
Georgia State University	SP00015236-01	93.855	Allergy and Infectious Diseases Research	COVID-19	286,951	
Gillette Children's Specialty Care	HD108406-S01	93.865	Child Health and Human Development Extramural Research		52,629	
GogyUp Inc	SBIRINNR1	93.361	Nursing Research		17,818	
Grip Molecular Technologies Inc	A646952	93.286	Discovery and Applied Research for Technological Innovations to Improve Human Health		66,250	
Hackensack Meridian Health, Inc	Subaward G10050-19018/ PO#0000282931	93.855	Allergy and Infectious Diseases Research		97,705	
Harvard Medical School	152427.5.114587.0022 Amendment #3	93.855	Allergy and Infectious Diseases Research		461,695	
Harvard Medical School	229713 Amendment 4	93.853	Extramural Research Programs in the Neurosciences and Neurological Disorders		19,218	
Harvard Pilgrim Health Care	R01AI174862/PH915	93.855	Allergy and Infectious Diseases Research		23,565	
Harvard University	116093-5118078	93.393	Cancer Cause and Prevention Research		371,136	
Harvard University	130436-5119151	93.396	Cancer Biology Research		44,430	
Healthpartners Institute	85285270-X1700800 UMN Amd 5	93.866	Aging Research		14,218	
Healthpartners Institute	X2107400UMN	93.865	Child Health and Human Development Extramural Research	COVID-19	9,146	
Healthpartners Institute	X2114700UMN	93.393	Cancer Cause and Prevention Research		62,085	
Healthpartners Institute	X2221100UMN	93.846	Arthritis, Musculoskeletal and Skin Diseases Research		2,043	
Hebrew Rehabilitation Center	90119	93.866	Aging Research		2,357	
Hennepin Healthcare Research Institute	014 / ACTIV-3/T.O. 9/M20- MN-027-0907-3	93.C11	Contract-Department of Health and Human Services-National Institutes of Health	COVID-19	1,662	
Hennepin Healthcare Research Institute	15019-3 Amendment 5	93.837	Cardiovascular Diseases Research		19,673	
Hennepin Healthcare Research Institute	15039-02-01	93.855	Allergy and Infectious Diseases Research		10,984	
Hennepin Healthcare Research Institute	15105-03 AMD 5	93.866	Aging Research		2,610	
Hennepin Healthcare Research Institute	15105-04	93.866	Aging Research		14,381	

UNIVERSITY OF MINNESOTA

SCHEDULE OF EXPENDITURES OF FEDERAL AWARDS
FOR THE YEAR ENDED JUNE 30, 2023

Cluster, Agency, Subagency, Direct/Pass-through,Pass-through Entity	Award #	ALN#	ALN Program Title	COVID-19	Federal Expenditures	Subrecipient Expenditures
Hennepin Healthcare Research Institute	15113-01	93.279	Drug Abuse and Addiction Research Programs		\$ 1,440	\$ -
Hennepin Healthcare Research Institute	15139-1-Jacobson Am 6	93.855	Allergy and Infectious Diseases Research		576,941	
Hennepin Healthcare Research Institute	15139-3-Wu Amd 4	93.855	Allergy and Infectious Diseases Research		694	
Hennepin Healthcare Research Institute	15139-4-Guan	93.855	Allergy and Infectious Diseases Research		11,192	
Hennepin Healthcare Research Institute	15203-1-02CR	93.847	Diabetes, Digestive, and Kidney Diseases Extramural Research		51,384	
Hennepin Healthcare Research Institute	15212-1	93.279	Drug Abuse and Addiction Research Programs		17,902	
Hennepin Healthcare Research Institute	15248-3	93.279	Drug Abuse and Addiction Research Programs		65,617	
Hennepin Healthcare Research Institute	15318-14-04FFS Amd 3	93.866	Aging Research		21,846	
Hennepin Healthcare Research Institute	15353-2	93.837	Cardiovascular Diseases Research		73,897	
Hennepin Healthcare Research Institute	15386-03 (15308-03 (15249-03-UMNVock))	93.279	Drug Abuse and Addiction Research Programs		2,359	
Hennepin Healthcare Research Institute	15390-09 am 2 / prev #s 15312-9, 15260-9	93.279	Drug Abuse and Addiction Research Programs		3,116	
Hennepin Healthcare Research Institute	15390-22	93.279	Drug Abuse and Addiction Research Programs		30,000	
Hennepin Healthcare Research Institute	15390-24	93.279	Drug Abuse and Addiction Research Programs		29,159	
Hennepin Healthcare Research Institute	15416-02	93.855	Allergy and Infectious Diseases Research		13,974	
Hennepin Healthcare Research Institute	15443-01	93.866	Aging Research		983,199	
Hennepin Healthcare Research Institute	15473-01	93.279	Drug Abuse and Addiction Research Programs		22,339	
Hennepin Healthcare Research Institute	15477-10 am 3/ prev#s15390-10, 15312-10	93.279	Drug Abuse and Addiction Research Programs		3,117	
Hennepin Healthcare Research Institute	15483-01	93.847	Diabetes, Digestive, and Kidney Diseases Extramural Research		2,667	
Hillhurst Biopharmaceuticals, Inc	1 Hillhurst	93.853	Extramural Research Programs in the Neurosciences and Neurological Disorders		345,397	
Houston Methodist	AGMT00000792 / 3079 / 4332 / 9736	93.853	Extramural Research Programs in the Neurosciences and Neurological Disorders		5,140	
Houston Methodist	AGMT0000433AM3	93.853	Extramural Research Programs in the Neurosciences and Neurological Disorders		14,006	
Houston Methodist	AGMT0000448AM2	93.853	Extramural Research Programs in the Neurosciences and Neurological Disorders		81,409	
Immusoft Corporation	1	93.853	Extramural Research Programs in the Neurosciences and Neurological Disorders		21,019	
Indiana University	9558-UM / PO0590795	93.361	Nursing Research		19,416	
Innovative Design Labs Inc	IDL19-ArMannPh2-09 Amendment 3	93.866	Aging Research		137,647	
Innovative Design Labs Inc	IDL20-11-G24-2_WearableSimPh2_UMN Am 2	93.859	Biomedical Research and Research Training		9,391	
Innovative Design Labs Inc	IDL20-16-G26-2	93.173	Research Related to Deafness and Communication Disorders		(1,311)	
Innovative Design Labs Inc	IDL21-04_G15-2	93.866	Aging Research		58,445	
Innovative Design Labs Inc	IDL21-7_G22-2_Barriman	93.847	Diabetes, Digestive, and Kidney Diseases Extramural Research		150,334	
Innovative Design Labs Inc	IDL22-04_G29-1_MskSim_UMN	93.846	Arthritis, Musculoskeletal and Skin Diseases Research		25,910	
Inova Health Care Services	OSPRSD-727 Amend 2	93.837	Cardiovascular Diseases Research		1,462	
Jaeb Center for Health Research	1979	93.867	Vision Research		3,351	
Jaeb Center for Health Research	IXT5 NCE	93.867	Vision Research		2	
Joan & Sanford I Weill Medical College	192656	93.853	Extramural Research Programs in the Neurosciences and Neurological Disorders		89,626	
Joan & Sanford I Weill Medical College	227186-8	93.279	Drug Abuse and Addiction Research Programs		20,759	
Joan & Sanford I Weill Medical College	231690-01 Amendment 3	93.279	Drug Abuse and Addiction Research Programs		8,029	
Johns Hopkins University	2003081760	93.866	Aging Research		189,917	
Johns Hopkins University	2003150437 Am 6	93.847	Diabetes, Digestive, and Kidney Diseases Extramural Research		11,079	
Johns Hopkins University	2003455787 Am 6	93.866	Aging Research		24,587	
Johns Hopkins University	2003574654	93.121	Oral Diseases and Disorders Research		42,472	
Johns Hopkins University	2004089232 Amd 4	93.866	Aging Research		158,865	
Johns Hopkins University	2004325088 Mod 5	93.855	Allergy and Infectious Diseases Research		1,472	
Johns Hopkins University	2004379592 Am 1	93.865	Child Health and Human Development Extramural Research		22,184	
Johns Hopkins University	2004502906 Amendment 4	93.837	Cardiovascular Diseases Research		15,483	
Johns Hopkins University	2004526271	93.837	Cardiovascular Diseases Research		1,187,808	
Johns Hopkins University	2004879659 Mod 3	93.846	Arthritis, Musculoskeletal and Skin Diseases Research		107,170	
Johns Hopkins University	2004896861	93.866	Aging Research		14,551	
Johns Hopkins University	2005021783 Am 2	93.847	Diabetes, Digestive, and Kidney Diseases Extramural Research		59,102	
Johns Hopkins University	2005080429	93.847	Diabetes, Digestive, and Kidney Diseases Extramural Research		75,175	
Johns Hopkins University	2005124954	93.866	Aging Research		64,639	
Johns Hopkins University	2005242988	93.847	Diabetes, Digestive, and Kidney Diseases Extramural Research		12,504	
Johns Hopkins University	2005331853	93.173	Research Related to Deafness and Communication Disorders		105,183	
Johns Hopkins University	2005394062 Amd 2 PO #: 2005394062	93.847	Diabetes, Digestive, and Kidney Diseases Extramural Research		18,239	
Johns Hopkins University	2005457365 Am 1	93.855	Allergy and Infectious Diseases Research		25,500	
Johns Hopkins University	2005520552	93.837	Cardiovascular Diseases Research		8,646	
Johns Hopkins University	2005550986	93.837	Cardiovascular Diseases Research		128,168	
Johns Hopkins University	2005551429 Amd 1	93.866	Aging Research		126,969	
Johns Hopkins University	2005659325	93.866	Aging Research		45,329	
Johns Hopkins University	2005712638	93.867	Vision Research		2,021	
Johns Hopkins University	2005779596	93.866	Aging Research		317,129	
Johns Hopkins University	2005794301	93.866	Aging Research		32,677	
Johns Hopkins University	JHU PO #2002825182 Mod 6	93.847	Diabetes, Digestive, and Kidney Diseases Extramural Research		1,586	
Joslin Diabetes Center, Inc	100257 Amd 1	93.847	Diabetes, Digestive, and Kidney Diseases Extramural Research		31,510	
Joslin Diabetes Center, Inc	Subaward No. 100199 Amendment 1	93.847	Diabetes, Digestive, and Kidney Diseases Extramural Research		22,320	
Karios Technologies, LLC	CON-104181 R43HL164136	93.837	Cardiovascular Diseases Research		140,350	
Kent County Memorial Hospital	5001731-07-UMINN	93.837	Cardiovascular Diseases Research		2,435	

UNIVERSITY OF MINNESOTA

SCHEDULE OF EXPENDITURES OF FEDERAL AWARDS FOR THE YEAR ENDED JUNE 30, 2023

Cluster, Agency, Subagency, Direct/Pass-through, Pass-through Entity	Award #	ALN#	ALN Program Title	COVID-19	Federal Expenditures	Subrecipient Expenditures
Koronis Biomedical Technologies Corp	R44MH1216664 / KBT22-EFIntervention	93.242	Mental Health Research Grants		\$ 60,540	\$ -
La Jolla Inst for Allergy & Immunology	24109-04-198-391	93.837	Cardiovascular Diseases Research		1,859	
La Jolla Inst for Allergy & Immunology	30039-04-198-381	93.C11	Contract-Department of Health and Human Services-National Institutes of Health		38,084	
Leidos Biomedical Research, Inc	13XS134T11	93.C11	Contract-Department of Health and Human Services-National Institutes of Health		113,834	
Leidos Biomedical Research, Inc	16X054Q1 mod 24	93.C11	Contract-Department of Health and Human Services-National Institutes of Health		4,532	
Leidos Biomedical Research, Inc	16X054Q2, mod 37	93.C11	Contract-Department of Health and Human Services-National Institutes of Health		32,304	
Leidos Biomedical Research, Inc	16X054Q6 Mod 22	93.C11	Contract-Department of Health and Human Services-National Institutes of Health		(57)	
Leidos Biomedical Research, Inc	16X054Q7 mod 16	93.C11	Contract-Department of Health and Human Services-National Institutes of Health		5,275	
Leidos Biomedical Research, Inc	16X054Q8 mod 16	93.C11	Contract-Department of Health and Human Services-National Institutes of Health		(100)	
Leidos Biomedical Research, Inc	16X054Q9	93.C11	Contract-Department of Health and Human Services-National Institutes of Health		65,783	
Leidos Biomedical Research, Inc	18X107CF3 (Replaced: 13XS134Q10) mod 13	93.C11	Contract-Department of Health and Human Services-National Institutes of Health		534,177	416,305
Leidos Biomedical Research, Inc	18X107CF4 mod 11	93.C11	Contract-Department of Health and Human Services-National Institutes of Health	COVID-19	811,997	716,999
Leidos Biomedical Research, Inc	18X107CF5 mod 7	93.C11	Contract-Department of Health and Human Services-National Institutes of Health	COVID-19	4,982,127	4,117,416
Leidos Biomedical Research, Inc	18X107CF6 mod 16	93.C11	Contract-Department of Health and Human Services-National Institutes of Health	COVID-19	7,763,452	6,123,118
Leidos Biomedical Research, Inc	18X107CF6 mod 17	93.C11	Contract-Department of Health and Human Services-National Institutes of Health	COVID-19	789,380	636,780
Leidos Biomedical Research, Inc	18X107CF6-Modification #16	93.C11	Contract-Department of Health and Human Services-National Institutes of Health	COVID-19	5,755,696	3,244,363
Leidos Biomedical Research, Inc	18X107CF8-43	93.C11	Contract-Department of Health and Human Services-National Institutes of Health	COVID-19	1,292,596	1,082,655
Leidos Biomedical Research, Inc	18X107CF9-Modification #4	93.C11	Contract-Department of Health and Human Services-National Institutes of Health		754,112	621,987
Leidos Biomedical Research, Inc	18X107C07, mod 2	93.C11	Contract-Department of Health and Human Services-National Institutes of Health		98,220	
Leidos Biomedical Research, Inc	20CTA-DM0015 Mod 6 Closeout	93.C11	Contract-Department of Health and Human Services-National Institutes of Health	COVID-19	584,638	
Leidos Biomedical Research, Inc	21X091 - F1 Mod 6	93.C11	Contract-Department of Health and Human Services-National Institutes of Health		1,383,077	
Leidos Biomedical Research, Inc	21X184F1-Modification #3	93.C11	Contract-Department of Health and Human Services-National Institutes of Health		123,386	
Leidos Biomedical Research, Inc	21X184F2-Modification 3	93.C11	Contract-Department of Health and Human Services-National Institutes of Health		24,305	
Leidos Biomedical Research, Inc	21X184F3-Modification #2	93.C11	Contract-Department of Health and Human Services-National Institutes of Health		280,802	
Leidos Biomedical Research, Inc	21X184Q4 Mod 4	93.C11	Contract-Department of Health and Human Services-National Institutes of Health		401,683	
Leidos Biomedical Research, Inc	22X111 Modification 1A	93.C11	Contract-Department of Health and Human Services-National Institutes of Health		994	
Leidos Biomedical Research, Inc	Task Order F1 - Subcontract 21X107Q Mod4	93.C11	Contract-Department of Health and Human Services-National Institutes of Health		50,350	
Lifespan	712-7522 Amendment 2	93.242	Mental Health Research Grants		(411)	
Loyola University of Chicago	210415-Minnesota Amd 7	93.837	Cardiovascular Diseases Research		15,543	
Loyola University of Chicago	214026 UMinn / 5R01HL158649-02	93.837	Cardiovascular Diseases Research		18,985	
Luminary Therapeutics Inc	Amendment 1	93.395	Cancer Treatment Research		24,422	
Luminary Therapeutics Inc	CON-84509 R43CA254794	93.395	Cancer Treatment Research		23,001	
Luminary Therapeutics Inc	CON-93931 R43CA254820	93.395	Cancer Treatment Research		18,573	
Luna Innovations Incorporated	Subgrant No. 3485.02UMN Mod 2	93.C11	Contract-Department of Health and Human Services-National Institutes of Health		28,931	
Magee-Womens Research Institute	6591 Amendment 4	93.866	Aging Research		41,089	
Magee-Womens Research Institute	6595	93.866	Aging Research		41,685	
Marpam Pharma LLC	1R41A170186-01A11 UMNSub	93.855	Allergy and Infectious Diseases Research		54,317	
Marpam Pharma LLC	1R42A167175-01A1 UMN Sub	93.855	Allergy and Infectious Diseases Research		96,738	
Marpam Pharma LLC	2 R42 AI155031-02 UMN Sub	93.855	Allergy and Infectious Diseases Research		30,407	
Massachusetts Eye And Ear Infirmary	530750 Amd 3	93.173	Research Related to Deafness and Communication Disorders		43,596	
Massachusetts General Hospital	#238961 Amd 1	93.286	Discovery and Applied Research for Technological Innovations to Improve Human Health		94,019	
Massachusetts General Hospital	232888 Am2	93.395	Cancer Treatment Research		(332)	
Massachusetts General Hospital	235400 Amd 2	93.853	Extramural Research Programs in the Neurosciences and Neurological Disorders		111,180	
Massachusetts General Hospital	237365 Am 3	93.393	Cancer Cause and Prevention Research		79,474	
Massachusetts General Hospital	241200 Am 1	93.865	Child Health and Human Development Extramural Research		36,061	
Massachusetts General Hospital	241739 Am 1	93.855	Allergy and Infectious Diseases Research		42,683	
Massachusetts General Hospital	Subaward No. 241655 Am 1	93.866	Aging Research		23,990	
Massachusetts Institute of Technology	S4546 / PO# 140744 Am 4	93.279	Drug Abuse and Addiction Research Programs		74	
Mayo Clinic - Arizona	REG-303983/PO #69024806	93.855	Allergy and Infectious Diseases Research		80,803	
Mayo Clinic - Arizona	UMN-262464/PO #69408965 Amd 1	93.855	Allergy and Infectious Diseases Research		360,552	
Mayo Clinic - Arizona	UMN-293252-01 PO#69140115	93.396	Cancer Biology Research		96,904	
Mayo Clinic - Jacksonville	CREST-2 RUM-224063-2 PO 66643618 Amd 6	93.853	Extramural Research Programs in the Neurosciences and Neurological Disorders		11,300	
Mayo Clinic - Jacksonville	REG-251795-04/ PO #68670868	93.859	Biomedical Research and Research Training		134,532	
Mayo Clinic - Jacksonville	UMN-232390-04 / PO 67798401 AMD05	93.853	Extramural Research Programs in the Neurosciences and Neurological Disorders		9	
Mayo Clinic - Rochester	REG-233617 / PO 68023932 AMD 9	93.866	Aging Research		44,475	
Mayo Clinic - Rochester	REG-244457-03 / PO #68126819	93.867	Vision Research		1,287	
Mayo Clinic - Rochester	REG-253968 / PO #67277679 /PO 68671412	93.847	Diabetes, Digestive, and Kidney Diseases Extramural Research		(119)	
Mayo Clinic - Rochester	REG-254500-01/PO 67305907 (PO 66694844)	93.350	National Center for Advancing Translational Sciences		158,005	
Mayo Clinic - Rochester	REG-256112-06	93.866	Aging Research		346,513	
Mayo Clinic - Rochester	REG-260249-03 PO 68914160	93.853	Extramural Research Programs in the Neurosciences and Neurological Disorders		2,582	
Mayo Clinic - Rochester	REG-270649 / PO 68713474 Amd 4	93.847	Diabetes, Digestive, and Kidney Diseases Extramural Research		65,410	
Mayo Clinic - Rochester	REG-271673/PO#68917564	93.837	Cardiovascular Diseases Research		123,319	
Mayo Clinic - Rochester	REG-287578 / PO #69049279 - Amendment 2	93.397	Cancer Centers Support Grants		332,979	
Mayo Clinic - Rochester	REG-289763 A 1/P.O. 69096775 (68352730)	93.395	Cancer Treatment Research		152,237	
Mayo Clinic - Rochester	REG-301375-01/PO #000107912	93.866	Aging Research		43,955	

UNIVERSITY OF MINNESOTA

SCHEDULE OF EXPENDITURES OF FEDERAL AWARDS
FOR THE YEAR ENDED JUNE 30, 2023

Cluster, Agency, Subagency, Direct/Pass-through,Pass-through Entity	Award #	ALN#	ALN Program Title	COVID-19	Federal Expenditures	Subrecipient Expenditures
Mayo Clinic - Rochester	REG-304211-01/PO #000190977	93.866	Aging Research		\$ 35,314	\$ -
Mayo Clinic - Rochester	REG-304383; PO#P000116773 Amendment 1	93.866	Aging Research		61,753	
Mayo Clinic - Rochester	REG-306521; PO 69190388	93.393	Cancer Cause and Prevention Research		17,655	
Mayo Clinic - Rochester	RUM-182363 PO# 69189112	93.397	Cancer Centers Support Grants		40,357	
Mayo Clinic - Rochester	TUM-182363/P.O. #67607288	93.397	Cancer Centers Support Grants		7,318	
Mayo Clinic - Rochester	UMN-182363-01/PO #67016723/67607286	93.397	Cancer Centers Support Grants		683	
Mayo Clinic - Rochester	UMN-213364/PO #67055339 Amendment 6	93.837	Cardiovascular Diseases Research		36,741	
Mayo Clinic - Rochester	UMN-231278-05/PO#68242352	93.350	National Center for Advancing Translational Sciences		27,995	
Mayo Clinic - Rochester	UMN-231778-07 / PO 68110670 Amendment 9	93.242	Mental Health Research Grants		77,917	
Mayo Clinic - Rochester	UMN-242021-04;PO# 68888193 (68049497)	93.395	Cancer Treatment Research		128,282	
Mayo Clinic - Rochester	UMN-260175-05/PO# 68948027 Amend 5	93.853	Extramural Research Programs in the Neurosciences and Neurological Disorders		17,583	
Mayo Clinic - Rochester	UMN-273898-04/PO P000188644 (68787030)	93.853	Extramural Research Programs in the Neurosciences and Neurological Disorders		172,748	
Mayo Clinic - Rochester	UMN-287578-01/ PO 69296760	93.397	Cancer Centers Support Grants		37,452	
Mayo Clinic - Rochester	UMN-301774; PO#68914542	93.395	Cancer Treatment Research		90,948	
Mayo Clinic - Rochester	UOM-233617 / PO #68024062 Amd 3	93.866	Aging Research		10,630	
Mayo Clinic - Scottsdale	REG-233918-04/PO 68320871 - AMD 5	93.353	21st Century Cures Act - Beau Biden Cancer Moonshot		105,536	
Mayo Clinic - Scottsdale	UMN-271434-02 / PO 68115749/Amd 4	93.838	Lung Diseases Research		63,292	
McGill University	PT86060	93.855	Allergy and Infectious Diseases Research		206,069	
Medical College of Wisconsin	5R01CA262570-02	93.395	Cancer Treatment Research		208,227	
Medical College of Wisconsin	CON-94612 R01EY033580	93.867	Vision Research		26,921	
Medical College of Wisconsin	R01CA238562 - PO 6249152- Mod 2	93.395	Cancer Treatment Research		53,386	
Medical University of South Carolina	A00-2240-S030	93.865	Child Health and Human Development Extramural Research		1,667	
Medical University of South Carolina	A23-0026-S001	93.866	Aging Research		32,197	
Memorial Sloan-Kettering Cancer Center	C22171442 / SUB00000173AM6	93.855	Allergy and Infectious Diseases Research		180,633	
Memorial Sloan-Kettering Cancer Center	MKSUB00000117AM1 / 5U01AG077921-02	93.396	Cancer Biology Research		146,134	
Memorial Sloan-Kettering Cancer Center	MKSUB00000119 / previously BD528305	93.393	Cancer Cause and Prevention Research		44,406	
Memorial Sloan-Kettering Cancer Center	SUB00000395AM2	93.397	Cancer Centers Support Grants		9,114	
Memorial Sloan-Kettering Cancer Center	SUB00000418AM4 / C21861865 / BD527171	93.393	Cancer Cause and Prevention Research		83,512	
Michigan State University	RC112665J Am 2	93.242	Mental Health Research Grants		8,803	
Moai Technologies, LLC	Amendment #1	93.866	Aging Research		11,505	
Moai Technologies, LLC	Amendment 3	93.866	Aging Research		(5,947)	
Moai Technologies, LLC	CON-101516 R44AG074135	93.866	Aging Research		100,171	
Mount Sinai School of Medicine	0255-A911-4609/0255-A913-4609	93.847	Diabetes, Digestive, and Kidney Diseases Extramural Research		19,318	
Mount Sinai School of Medicine	0255-8226-4609	93.847	Diabetes, Digestive, and Kidney Diseases Extramural Research		27,000	
Mount Sinai School of Medicine	0258-A457-4609 / 0258-A459-4609	93.111	Contract-Department of Health and Human Services-National Institutes of Health		459,694	
Nanocomposix, Inc	7127-01 am 2	93.242	Mental Health Research Grants		298	
National Jewish Health	20072215 / 5U01HL089897	93.838	Lung Diseases Research		9,048	
National Jewish Health	20128091	93.838	Lung Diseases Research	COVID-19	2,127	
National Marrow Donor Program	BMT CTN PROTOCOL #1702	93.839	Blood Diseases and Resources Research		228	
National Marrow Donor Program	BMT CTN PROTOCOL #1703/1801	93.839	Blood Diseases and Resources Research		8,638	
National Marrow Donor Program	BMT CTN PROTOCOL #1704	93.839	Blood Diseases and Resources Research		1,329	
National Marrow Donor Program	C#10122/506	93.111	Contract-Department of Health and Human Services-National Institutes of Health		17,030	
National Marrow Donor Program	WhStudy Agreement #812027	93.865	Child Health and Human Development Extramural Research		5,191	
Nationwide Children's Hospital	700198-0523-00 Amendment 4 & 5	93.847	Diabetes, Digestive, and Kidney Diseases Extramural Research		74,819	
Nationwide Children's Hospital	700210-0720-02 Amend 1 PO 4604403-0-46	93.353	21st Century Cures Act - Beau Biden Cancer Moonshot		81,378	
Nationwide Children's Hospital	Subaward No. 700196-0420-00 Amendment 4	93.865	Child Health and Human Development Extramural Research		46,368	
Neuro Devices, Inc	R42TR000462	93.350	National Center for Advancing Translational Sciences		29,741	
Neurotype Inc	Amd 1	93.273	Alcohol Research Programs		8,188	
New England Research Institutes	Prime: U24HL135691 Am 5	93.837	Cardiovascular Diseases Research		7,161	
New York University	16-A0-00-006256-01 project # 112544	93.310	Trans-NIH Research Support		296,742	
New York University	19-A1-00-1001708 Am 3/Project # 113919	93.242	Mental Health Research Grants		178,886	
New York University	Subaward 20-A1-00-1002855 PO M2104222986	93.865	Child Health and Human Development Extramural Research		1,000	
New York University	Subaward No. 19-A0-00-1003237	93.310	Trans-NIH Research Support		57,332	
Northern CA Inst for Research & Educ	YAF2194-02	93.866	Aging Research		28,770	
Northwest Indian College	NWIC-SA24226-UMN Amend 4	93.859	Biomedical Research and Research Training		4,422	
Northwestern University	60050890 Amd A01	93.866	Aging Research		59,673	
Northwestern University	60053373 UMN	93.837	Cardiovascular Diseases Research		(362)	
Northwestern University	60054546 UMN	93.310	Trans-NIH Research Support		12,148	
Northwestern University	60054779 UMN A02	93.847	Diabetes, Digestive, and Kidney Diseases Extramural Research		389,601	
Northwestern University	60054977 MINN A02	93.853	Extramural Research Programs in the Neurosciences and Neurological Disorders		64,321	
Northwestern University	60055096 MINN A04	93.853	Extramural Research Programs in the Neurosciences and Neurological Disorders		663,024	
Northwestern University	60055348 MINN	93.853	Extramural Research Programs in the Neurosciences and Neurological Disorders		9,078	
Northwestern University	60055357 UM A03	93.838	Lung Diseases Research		203,602	
Northwestern University	60055432 UM A04	93.396	Cancer Biology Research		202,030	
Northwestern University	60056711 MINN	93.233	National Center on Sleep Disorders Research		112,828	
Northwestern University	60057133 UMN	93.837	Cardiovascular Diseases Research		30,115	

UNIVERSITY OF MINNESOTA

SCHEDULE OF EXPENDITURES OF FEDERAL AWARDS
FOR THE YEAR ENDED JUNE 30, 2023

Cluster, Agency, Subagency, Direct/Pass-through, Pass-through Entity	Award #	ALN#	ALN Program Title	COVID-19	Federal Expenditures	Subrecipient Expenditures
Northwestern University	60057351 UM / PROJ0017159-21 A03	93.837	Cardiovascular Diseases Research		\$ 67,016	\$ -
Northwestern University	60059377 MINN A01	93.866	Aging Research		80,983	
Northwestern University	60059672 MIN/ A01	93.838	Lung Diseases Research		12,958	
Northwestern University	60060219 UMN	93.866	Aging Research		55,942	
Northwestern University	60062937 UMN	93.853	Extramural Research Programs in the Neurosciences and Neurological Disorders		29,333	
Northwestern University	60063220 UMN	93.866	Aging Research		18,406	
NRG Oncology Foundation, Inc	NCORP-Shaukat-GY8	93.399	Cancer Control		35,718	
NRG Oncology Foundation, Inc	NRG-CC008	93.395	Cancer Treatment Research		6,810	
NRG Oncology Foundation, Inc	NRG-GY023	93.395	Cancer Treatment Research		21,422	
Nuborn Medical, Inc	1R41HD104305-01	93.865	Child Health and Human Development Extramural Research		5,014	
Oakland University	A23-0049-S003	93.853	Extramural Research Programs in the Neurosciences and Neurological Disorders		17,258	
Ocean State Research Institute , Inc	122208 Amend 3	93.838	Lung Diseases Research		46,039	
Oregon Health & Science University	1011723_UMINN am 2	93.242	Mental Health Research Grants		31,780	
Oregon Health & Science University	1016160_UMNN-A6	93.279	Drug Abuse and Addiction Research Programs	COVID-19	4,174	
Oregon Health & Science University	1016803_UMINN amend 3	93.279	Drug Abuse and Addiction Research Programs		252,149	
Oregon Health & Science University	1020881_UMINN Amd 1	93.847	Diabetes, Digestive, and Kidney Diseases Extramural Research		9,178	
Oregon Health & Science University	1021113_UMINN Amd 3	93.847	Diabetes, Digestive, and Kidney Diseases Extramural Research		493	
Oregon State University	P0465A-A Amendment 4	93.866	Aging Research		139,164	
Palo Alto Research Center Incorporated	P315842 Modification 003	93.394	Cancer Detection and Diagnosis Research		132,993	
Penn State Milton S Hershey Medical Ctr	UMNDK082183 Amend 7	93.847	Diabetes, Digestive, and Kidney Diseases Extramural Research		54	
Pennsylvania State University	5675-UM-DHHS-2573 A5	93.242	Mental Health Research Grants		15,810	
Pennsylvania State University	MINNDK127384-SUP Amendment 1	93.847	Diabetes, Digestive, and Kidney Diseases Extramural Research		39,943	
Pennsylvania State University	MINOD032630	93.310	Trans-NIH Research Support		28,292	
Pennsylvania State University	S001496-DHHS Amd2	93.866	Aging Research		(31,666)	
Pennsylvania State University	S002444-DHHS	93.855	Allergy and Infectious Diseases Research		310,118	
Pennsylvania State University	S002656-DHHS	93.855	Allergy and Infectious Diseases Research		141,613	
Pennsylvania State University	Subaward MINNDK127384 Amendment 1	93.847	Diabetes, Digestive, and Kidney Diseases Extramural Research		207,630	
Pennsylvania State University	Subaward UMNDK127384-PC Amendment 2	93.847	Diabetes, Digestive, and Kidney Diseases Extramural Research		40,058	
Pennsylvania State University	UMNHG011035	93.172	Human Genome Research		10,057	
Pericor LLC	UMN001	93.837	Cardiovascular Diseases Research		10,232	
Photonic Pharma LLC	S1/2021	93.866	Aging Research		42,000	
Posit Science Corporation	CON-84490 R43MH124542	93.242	Mental Health Research Grants		62,133	
Prevep, Inc	1 Am 1	93.853	Extramural Research Programs in the Neurosciences and Neurological Disorders		34,128	
Prokaryotics Inc	1	93.855	Allergy and Infectious Diseases Research		23,489	
Public Health Institute	AR14505 PO 0000004230	93.395	Cancer Treatment Research		18,472	
Public Health Institute	AR61610/PO: 0000004546	93.395	Cancer Treatment Research		4,494	
Public Health Institute	COG - PCR - UG1CA189955	93.399	Cancer Control		5,343	
Public Health Institute	COG - WLI	93.395	Cancer Treatment Research		35,899	
Public Health Institute	NCTN Per Case Reimbursement Amendment	93.395	Cancer Treatment Research		10,177	
Public Health Institute	Subaward # AR09729 / PO #0000003512	93.395	Cancer Treatment Research		1,573	
Public Health Institute	Subaward # AR66259/PO 0000005175	93.395	Cancer Treatment Research		8,007	
Public Health Institute	Subaward #AR64033/PO #0000004798	93.395	Cancer Treatment Research		12,627	
Public Health Institute	Subaward AR06755	93.395	Cancer Treatment Research		53,606	
Public Health Institute	Subaward AR09188 / PO #0000003567	93.395	Cancer Treatment Research		6,927	
Public Health Institute	Subaward AR11013/PO 0000003780	93.395	Cancer Treatment Research		16,010	
Public Health Institute	Subaward AR63392/PO 0000004725	93.395	Cancer Treatment Research		148,959	
Public Health Institute	Subaward AR66349/BIQSPF - ACNS1831	93.395	Cancer Treatment Research		451	
Public Health Institute	Subaward No. AR06794	93.395	Cancer Treatment Research		6,122	
Public Health Institute	Subaward No. AR66258 / PO # 0000005174	93.395	Cancer Treatment Research		10,294	
Purdue University	11001094-061	93.350	National Center for Advancing Translational Sciences		19,056	
Purdue University	11001127-006	93.866	Aging Research		6,024	
Recombinetics, Inc	Subaward No. 1U24OD026641-01 Amendment 3	93.310	Trans-NIH Research Support		44,623	
Research Foundation for Mental Hygiene	146008 Amd04	93.279	Drug Abuse and Addiction Research Programs		264,499	
Rutgers University	1219 Am 3 PO 1377718 (1259850)	93.859	Biomedical Research and Research Training		64,424	
Rutgers University	PID#830655 Sub#2044 POW 25057622 Am. 1	93.847	Diabetes, Digestive, and Kidney Diseases Extramural Research		7,062	
Rutgers University	PID#832096 SUB#2249/PO 25148874	93.393	Cancer Cause and Prevention Research		40,573	
Rutgers University	SUB00002824	93.393	Cancer Cause and Prevention Research		38,303	
San Diego State University Foundation	D9896-03 SA947 / 1R01DC019335-01	93.173	Research Related to Deafness and Communication Disorders		10,860	
Saneron CCEL Therapeutics, Inc	CON-76060 R42NS112070	93.853	Extramural Research Programs in the Neurosciences and Neurological Disorders		6,736	
Sanford-Burnham Medical Research Inst	70457-13544-UM	93.855	Allergy and Infectious Diseases Research		(20,767)	
Scripps Research Institute Db a Calibr	5-27301	93.838	Lung Diseases Research		(34,247)	
Scripps Research Institute Db a Calibr	CAR-T SUB under R01CA208398-04	93.395	Cancer Treatment Research		(94)	
Scripps Research Institute Db a Calibr	Subaward No 5-55084 / prev# 5-54743	93.855	Allergy and Infectious Diseases Research		318,428	
Scripps Research Institute Db a Calibr	Subaward No. 5-54744 Amd 1	93.855	Allergy and Infectious Diseases Research		333,681	
Seattle Children's Hospital	12923SUB	93.855	Allergy and Infectious Diseases Research		94,742	
Seattle Children's Hospital	12944SUB	93.113	Environmental Health		36,104	

UNIVERSITY OF MINNESOTA

SCHEDULE OF EXPENDITURES OF FEDERAL AWARDS FOR THE YEAR ENDED JUNE 30, 2023

Cluster, Agency, Subagency, Direct/Pass-through,Pass-through Entity	Award #	ALN#	ALN Program Title	COVID-19	Federal Expenditures	Subrecipient Expenditures
Seattle Children's Hospital	12971SUB Mod 1	93.855	Allergy and Infectious Diseases Research	\$	20,949	\$ -
Shirley Ryan AbilityLab	82398.UnivMinnesota.Y1	93.865	Child Health and Human Development Extramural Research		1,114	
Simon Fraser University	GTR26399	93.279	Drug Abuse and Addiction Research Programs		25,657	
Social & Scientific Systems, Inc	PHR-SS5-S-19-005728	93.C11	Contract-Department of Health and Human Services-National Institutes of Health		30,545	
Society of Critical Care Medicine	CON-102887 R01H1L162954	93.838	Lung Diseases Research		6,022	
Spikegadgets LLC	0822mn	93.853	Extramural Research Programs in the Neurosciences and Neurological Disorders		111,579	
St Jude Children's Research Hospital	Subaward 11128728J-8138369 Amendment 1	93.395	Cancer Treatment Research		23,919	
Stanford University	61867425-125439 Am 7 SPO #125439	93.853	Extramural Research Programs in the Neurosciences and Neurological Disorders		39,166	
Stanford University	61909337-133224 / R01AG059791 Amd 4	93.866	Aging Research		43,672	
Stanford University	62339217-139335 Amd 2	93.242	Mental Health Research Grants		64,243	
Stanford University	62411531-139122	93.865	Child Health and Human Development Extramural Research		109,113	
Stanford University	62804125-193654 Amd 3	93.853	Extramural Research Programs in the Neurosciences and Neurological Disorders		13,225	
State Univ of New York at Stony Brook	83346 / 2 / 1151052	93.855	Allergy and Infectious Diseases Research		125,117	
State Univ of New York at Stony Brook	88722/1162698/2 Amendment 1	93.242	Mental Health Research Grants		45,420	
Sylvatica Biotech, Inc	R44CA228758 Amd 01	93.396	Cancer Biology Research		11,356	
Syracuse University	32388-06204-S02	93.173	Research Related to Deafness and Communication Disorders		20,815	
Temple University	268095-UMN Am 2	93.395	Cancer Treatment Research		135,846	
Texas A&M University	M1901897 AMD#2	93.113	Environmental Health		258,946	
Texas A&M University	M2102793 / R01CA257370--Amendment #3	93.395	Cancer Treatment Research		4,383	
Texas Tech University	18052NS Am. 4	93.853	Extramural Research Programs in the Neurosciences and Neurological Disorders		2,705	
TGen Tech, LLC	CON-92465 R44HL147771	93.838	Lung Diseases Research		265,572	
The Children's Hospital of Philadelphia	FP00023693_Sub142_01/Activity 9400710617	93.U01	Unid CFDA-Department of Health and Human Services-NIH		15,820	
The Children's Hospital of Philadelphia	GRT-00001510 / PO #20304501 Amendment 1	93.846	Arthritis, Musculoskeletal and Skin Diseases Research		2,572	
The Children's Hospital of Philadelphia	PO #RSUB-20316645/ Activit #GRT-00001597	93.865	Child Health and Human Development Extramural Research		7,161	
The Children's Hospital of Philadelphia	PO 961991-RSUB 3200100121 Am 5	93.855	Allergy and Infectious Diseases Research		(741)	
The Children's Hospital of Philadelphia	Subaward 3200880522 /PO #20416464 Mod4a	93.865	Child Health and Human Development Extramural Research		2,358	
The Children's Mercy Hospital	601164 Amd 4	93.837	Cardiovascular Diseases Research		4,704	
The Emmes Corporation	1UC4DK114839-01	93.847	Diabetes, Digestive, and Kidney Diseases Extramural Research		42	
The Emmes Corporation	1UC4DK114839-01 Mod 2	93.847	Diabetes, Digestive, and Kidney Diseases Extramural Research		508	
The George Washington University	01-002	93.847	Diabetes, Digestive, and Kidney Diseases Extramural Research		10,038	
The George Washington University	22-803	93.847	Diabetes, Digestive, and Kidney Diseases Extramural Research		264,824	
The George Washington University	S-DDP2021-JC27	93.847	Diabetes, Digestive, and Kidney Diseases Extramural Research		484	
The George Washington University	S-DDP2122-JC27	93.847	Diabetes, Digestive, and Kidney Diseases Extramural Research		55,484	
The George Washington University	S-DPA2223-JC25/47281-1-CCNS92173F	93.866	Aging Research		161,175	
The George Washington University	S-GRD2122-SC42/S-GRD2223-SC42	93.847	Diabetes, Digestive, and Kidney Diseases Extramural Research		193,163	
The George Washington University	S-GRD2223-SC28/ PTA 34124-12-CCL591910F	93.847	Diabetes, Digestive, and Kidney Diseases Extramural Research		68,952	
The Hope Foundation	PROTOCOL S1803	93.395	Cancer Treatment Research		4,263	
The Miriam Hospital	7147265 Amendment 1	93.847	Diabetes, Digestive, and Kidney Diseases Extramural Research		28,494	
The Ohio State University	60072429 Amd 3 GR116536/SPC-1000004095	93.837	Cardiovascular Diseases Research		23,539	
The Ohio State University	GR125882 SPC-1000006630 Am 1	93.855	Allergy and Infectious Diseases Research		8,838	
The Ohio State University	SPC-1000003707/GR101131 Amd 5	93.393	Cancer Cause and Prevention Research		41,687	
The Ohio State University	SPC-1000004348/GR120535 / PO#RF01616493	93.865	Child Health and Human Development Extramural Research		9,211	
The Ohio State University	Sub No. 60073082 GR117116 SPC-1000003978	93.393	Cancer Cause and Prevention Research		4,038	
The Research Foundation of SUNY	100-1142202-79260 Amendment 5	93.279	Drug Abuse and Addiction Research Programs		7,784	
The State University of New York Buffalo	R1334076 Amendment 2	93.286	Discovery and Applied Research for Technological Innovations to Improve Human Health		66,800	
The University of Alabama	000518568-T001-006	93.C11	Contract-Department of Health and Human Services-National Institutes of Health		158,675	
The University of Alabama	000533801-SP006-SC001	93.837	Cardiovascular Diseases Research		48,650	
The University of Alabama at Birmingham	000518568-T002-001 Amd 2	93.C11	Contract-Department of Health and Human Services-National Institutes of Health		49,053	
The University of Alabama at Birmingham	000521125-SC003 A02	93.393	Cancer Cause and Prevention Research		7,392	
The University of Alabama at Birmingham	000521543-SC003 Amd 05	93.397	Cancer Centers Support Grants		8,848	
The University of Alabama at Birmingham	000526031-SC004 Amendment 2	93.839	Blood Diseases and Resources Research		24,119	
The University of Alabama at Birmingham	000528250-SC002 A03	93.837	Cardiovascular Diseases Research		10,944	
The University of Alabama at Birmingham	000528250-SC006	93.837	Cardiovascular Diseases Research		120,203	
The University of Alabama at Birmingham	000533801-SP004-SC001	93.837	Cardiovascular Diseases Research		168,510	
The University of Alabama at Birmingham	Subaward #000522211-SC009 Amendment 04	93.855	Allergy and Infectious Diseases Research		14,358	
The University of Alabama at Birmingham	Subaward 000526841-SC003 Amendment 2	93.353	21st Century Cures Act - Beau Biden Cancer Moonshot		52,997	
The University of Alabama at Birmingham	Subaward No. 000522211-SC034	93.855	Allergy and Infectious Diseases Research		11,507	
The University of Alabama at Birmingham	Subaward No. 000527577-SC012 Amendment 1	93.393	Cancer Cause and Prevention Research		22,334	
The University of Arizona	560351 Am 3	93.393	Cancer Cause and Prevention Research		115,326	
The University of Georgia	SUB00002780	93.846	Arthritis, Musculoskeletal and Skin Diseases Research		245,544	
The University of Iowa	S02794-01	93.866	Aging Research		131,505	
The University of Iowa	S03394-01/R01 AG077436	93.866	Aging Research		25,437	
The University of New Mexico	3RGH6 Amendment 4	93.394	Cancer Detection and Diagnosis Research		1,985	
The University of North Carolina at Chapel Hill	5107612 / 5R01AG044034-09	93.866	Aging Research		5,078	
The University of North Carolina at Chapel Hill	5108310 / 5R37AR049003-20 am. 6	93.846	Arthritis, Musculoskeletal and Skin Diseases Research		10,402	

UNIVERSITY OF MINNESOTA

SCHEDULE OF EXPENDITURES OF FEDERAL AWARDS
FOR THE YEAR ENDED JUNE 30, 2023

Cluster, Agency, Subagency, Direct/Pass-through,Pass-through Entity	Award #	ALN#	ALN Program Title	COVID-19	Federal Expenditures	Subrecipient Expenditures
The University of North Carolina at Chapel Hill	5109091 Am 3	93.865	Child Health and Human Development Extramural Research		\$ 984	\$ -
The University of North Carolina at Chapel Hill	5116342 Am 2	93.837	Cardiovascular Diseases Research		2,616	
The University of North Carolina at Chapel Hill	5116689 Amd 4	93.837	Cardiovascular Diseases Research		8,153	
The University of North Carolina at Chapel Hill	5116708 (5113276)	93.837	Cardiovascular Diseases Research		29,695	
The University of North Carolina at Chapel Hill	5119603 Am2	93.855	Allergy and Infectious Diseases Research	COVID-19	349,867	
The University of North Carolina at Chapel Hill	5121910 / 5117434 / 5116698	93.865	Child Health and Human Development Extramural Research		15,172	
The University of North Carolina at Chapel Hill	5124102 Amd 7	93.C11	Contract-Department of Health and Human Services-National Institutes of Health		708,401	
The University of North Carolina at Chapel Hill	5126129	93.865	Child Health and Human Development Extramural Research		17,746	
The University of North Carolina at Chapel Hill	5126691 Amd 1	93.C11	Contract-Department of Health and Human Services-National Institutes of Health		34,943	
The University of North Carolina at Chapel Hill	5126898 Amd 3 (5123248)	93.C11	Contract-Department of Health and Human Services-National Institutes of Health		212,556	
The University of Texas at Austin	UT AUS-SUB00000774	93.866	Aging Research		34,268	
The University of Texas Medical Branch	1R01AI163857-01A1	93.855	Allergy and Infectious Diseases Research		69,258	
The University of Toledo	F-2019-15	93.859	Biomedical Research and Research Training		282	
The University of Utah	10050224-02	93.310	Trans-NIH Research Support		54,859	
The University of Utah	Subaward 10058860-11-UMNP Mod 3	93.865	Child Health and Human Development Extramural Research		(2,077)	
The University of Vermont	AWD00000123SUB00000051, Amendment 3	93.837	Cardiovascular Diseases Research		20,348	
The University of Vermont	AWD00000520SUB00000282 PO # 201552	93.C11	Contract-Department of Health and Human Services-National Institutes of Health		59,720	
Trekka Therapeutics, LLC	1R41CA278184-01A1	93.395	Cancer Treatment Research		5,270	
Tufts Medical Center	5020268 SERV Am 2	93.847	Diabetes, Digestive, and Kidney Diseases Extramural Research		106,917	
Tufts University	NIH003 AMD#4	93.853	Extramural Research Programs in the Neurosciences and Neurological Disorders		2,321	
Tulane University	TUL-HSC-560651-22/23	93.865	Child Health and Human Development Extramural Research		93,115	
Turing Medical Technologies, Inc	R44MH121276_Sub2 AMD#5	93.242	Mental Health Research Grants		225,842	
Turing Medical Technologies, Inc	R44MH122066_II_Sub2 am 2	93.242	Mental Health Research Grants		274,072	
Turing Medical Technologies, Inc	R44MH124567_Sub2-am 2	93.242	Mental Health Research Grants		227,293	
Twin Cities Recovery Project, Inc	001	93.279	Drug Abuse and Addiction Research Programs		10,550	
University of Abuja Teaching Hospital	1UG3HL152381-01_TGI_001	93.840	Translation and Implementation Science Research for Heart, Lung, Blood Diseases, and Sleep Disorders		(29,112)	
University of Alaska Fairbanks	UAF 16-0053 P0499044 Mod 7	93.273	Alcohol Research Programs		17,208	
University of Arkansas for Medical Sciences	54487	93.310	Trans-NIH Research Support		32,471	
University of California, Berkeley	00010111 / 5R01AI135118-04	93.855	Allergy and Infectious Diseases Research		6,456	
University of California, Berkeley	00010441 Amd-02 B801656875	93.310	Trans-NIH Research Support		122,712	
University of California, Davis	A19-1542-S001-A05 Amd 5	93.837	Cardiovascular Diseases Research		152,363	
University of California, Davis	A20-0448-S004 Amd 3	93.866	Aging Research		117,857	
University of California, Davis	A20-2031-S004	93.866	Aging Research		129,902	
University of California, Davis	A20-4339-S001	93.859	Biomedical Research and Research Training		18,103	
University of California, Irvine	2018-3681	93.847	Diabetes, Digestive, and Kidney Diseases Extramural Research		308,071	
University of California, Irvine	2019-1233	93.837	Cardiovascular Diseases Research		9,294	
University of California, Irvine	2022-1764	93.866	Aging Research		8,991	
University of California, Irvine	2022-1776	93.865	Child Health and Human Development Extramural Research		23,845	
University of California, Irvine	2023-1991	93.866	Aging Research		3,693	
University of California, Los Angeles	1580 G ZC564 Amd 1	93.866	Aging Research		110,078	
University of California, Los Angeles	1644 G VA264 Am 5	93.865	Child Health and Human Development Extramural Research		(872)	
University of California, San Diego	105651703 Amendment #5	93.847	Diabetes, Digestive, and Kidney Diseases Extramural Research		146,363	
University of California, San Diego	122016827 PO S9002400	93.837	Cardiovascular Diseases Research		51,244	
University of California, San Diego	704273 Amd 002	93.866	Aging Research		1,793,413	
University of California, San Diego	704879 Mod 2	93.847	Diabetes, Digestive, and Kidney Diseases Extramural Research		72,313	
University of California, San Diego	KR 703849 Am 3	93.279	Drug Abuse and Addiction Research Programs		170,962	
University of California, San Diego	KR 703880 AM 2	93.242	Mental Health Research Grants		83,292	
University of California, San Diego	KR 704113 Amd 2	93.847	Diabetes, Digestive, and Kidney Diseases Extramural Research		13,649	
University of California, San Diego	KR 704716 Amendment 2	93.853	Extramural Research Programs in the Neurosciences and Neurological Disorders		81,240	
University of California, San Diego	KR 704831	93.279	Drug Abuse and Addiction Research Programs		45,802	
University of California, San Diego	KR 705071 Amd 02	93.279	Drug Abuse and Addiction Research Programs		70,664	
University of California, San Diego	KR 705119 Amendment 2	93.838	Lung Diseases Research	COVID-19	124,593	
University of California, San Diego	KR 705393 Amd 1	93.866	Aging Research		6,644	
University of California, San Francisco	107255C	93.394	Cancer Detection and Diagnosis Research		9,621	
University of California, San Francisco	11298sc Amd 04	93.855	Allergy and Infectious Diseases Research		161,788	
University of California, San Francisco	116435C Amend 05	93.855	Allergy and Infectious Diseases Research		84,545	
University of California, San Francisco	12891sc (11302sc)	93.847	Diabetes, Digestive, and Kidney Diseases Extramural Research		45,826	
University of California, San Francisco	13749sc	93.393	Cancer Cause and Prevention Research		41,099	
University of California, San Francisco	8561sc Am8	93.847	Diabetes, Digestive, and Kidney Diseases Extramural Research		(726)	
University of California, San Francisco	Subaward 11866sc Amendment 4	93.855	Allergy and Infectious Diseases Research		2,552	
University of California, San Francisco	Subaward 12141sc Amendment 2	93.847	Diabetes, Digestive, and Kidney Diseases Extramural Research		5,327	
University of Chicago	AWD103388 (SUB00000716)	93.879	Medical Library Assistance		61,856	
University of Cincinnati	012043-136086	93.853	Extramural Research Programs in the Neurosciences and Neurological Disorders		10,342	
University of Cincinnati	012044-136086	93.853	Extramural Research Programs in the Neurosciences and Neurological Disorders		3,320	
University of Cincinnati	012765-136086 Amendment 3	93.853	Extramural Research Programs in the Neurosciences and Neurological Disorders		23,601	

UNIVERSITY OF MINNESOTA

SCHEDULE OF EXPENDITURES OF FEDERAL AWARDS
FOR THE YEAR ENDED JUNE 30, 2023

Cluster, Agency, Subagency, Direct/Pass-through, Pass-through Entity	Award #	ALN#	ALN Program Title	COVID-19	Federal Expenditures	Subrecipient Expenditures
University of Cincinnati	013888-136086 PO#: 4600013200	93.853	Extramural Research Programs in the Neurosciences and Neurological Disorders		\$ 1,485	\$ -
University of Cincinnati	014059-136086	93.853	Extramural Research Programs in the Neurosciences and Neurological Disorders		206,111	
University of Cincinnati	Stu010785-136086 Amendment 2	93.853	Extramural Research Programs in the Neurosciences and Neurological Disorders		36,765	
University of Colorado	FY18.209.004 FY21.209.003_AMD7	93.279	Drug Abuse and Addiction Research Programs		282,701	
University of Colorado	FY22.1126.037 (2-5-81274) - Am. 4	93.838	Lung Diseases Research	COVID-19	115,405	
University of Colorado	FY23.232.003	93.847	Diabetes, Digestive, and Kidney Diseases Extramural Research	COVID-19	114,733	
University of Colorado at Boulder	1562287_1564022 / PO 1001846902-02	93.279	Drug Abuse and Addiction Research Programs		190,588	
University of Colorado at Denver	FY23.001.009_AMD4	93.307	Minority Health and Health Disparities Research		4,040	
University of Colorado at Denver	FY23.001.028_AMD1	93.847	Diabetes, Digestive, and Kidney Diseases Extramural Research		11,064	
University of Colorado at Denver	FY23.545.001 Amd 1	93.847	Diabetes, Digestive, and Kidney Diseases Extramural Research		28,942	
University of Colorado at Denver	Subaward FY19.741.001/Project 2-5-A7510	93.847	Diabetes, Digestive, and Kidney Diseases Extramural Research		9,254	
University of Connecticut	428897 Amd 02	93.847	Diabetes, Digestive, and Kidney Diseases Extramural Research		256,506	
University of Florida	SUB00001661 / R01AI141810 Am4	93.855	Allergy and Infectious Diseases Research		133,716	
University of Florida	SUB00002009 Amendment #2	93.853	Extramural Research Programs in the Neurosciences and Neurological Disorders		15,038	
University of Florida	SUB00003160	93.838	Lung Diseases Research		39,058	
University of Florida	SUB00003346 / P0267714 Mod 2	93.310	Trans-NIH Research Support		77,810	
University of Florida	SUB00003612	93.859	Biomedical Research and Research Training		34,170	
University of Florida	SUB00003754	93.859	Biomedical Research and Research Training		6,073	
University of Florida	SUB00003775 old SUB00003118	93.853	Extramural Research Programs in the Neurosciences and Neurological Disorders		21,459	
University of Houston	R-19-0097 Amend 4	93.853	Extramural Research Programs in the Neurosciences and Neurological Disorders		31,824	
University of Kansas Medical Center	AWD-0001931/GR15231 Am 2	93.865	Child Health and Human Development Extramural Research		312,500	
University of Kansas Medical Center	GR503273 Amendment 1	93.855	Allergy and Infectious Diseases Research		242,383	
University of Kentucky	3200002124-19-048 PO #7800004457	93.853	Extramural Research Programs in the Neurosciences and Neurological Disorders		11,482	
University of Louisville	ULRF_22-0705-01 PO # 3000215157	93.173	Research Related to Deafness and Communication Disorders		2,230	
University of Maryland	117363-Z0575201	93.865	Child Health and Human Development Extramural Research		514,186	
University of Maryland	20875	93.310	Trans-NIH Research Support		12,992	
University of Maryland	55359-20084201 Mod E	93.865	Child Health and Human Development Extramural Research		20,639	
University of Maryland	60838-20120201 Amendment E	93.173	Research Related to Deafness and Communication Disorders		186,547	
University of Maryland	64883-20158202 Am D	93.855	Allergy and Infectious Diseases Research		213,571	
University of Maryland, Baltimore	F302839-2 PO 1000003908 Am B 4671	93.855	Allergy and Infectious Diseases Research		16,825	
University of Massachusetts	22-016677 E00 Amd 3	93.866	Aging Research		34,469	
University of Massachusetts	SUB00000317/PO# WA01427597	93.865	Child Health and Human Development Extramural Research		64,698	
University of Massachusetts, Dartmouth	Fang-34658-UMinn	93.847	Diabetes, Digestive, and Kidney Diseases Extramural Research		32,601	
University of Miami	OS0000126/PO SPC-001505 Amd 3	93.855	Allergy and Infectious Diseases Research		325,190	
University of Miami	OS0000882 Amd 1 PO SPC-002382	93.242	Mental Health Research Grants		129,760	
University of Miami	PO# SPC-000258 / Subaward No. OS0000611	93.279	Drug Abuse and Addiction Research Programs		2,876	
University of Michigan	3004822520 Am8 5U01AG00974034 3007469810	93.866	Aging Research		995,596	
University of Michigan	3006517082 (Sub No. 3004206309 Am 6)	93.394	Cancer Detection and Diagnosis Research		6,206	
University of Michigan	SUBK00007941 Amd 4 PO 3007283750	93.077	Family Smoking Prevention and Tobacco Control Act Regulatory Research		18,007	
University of Michigan	SUBK00008190	93.394	Cancer Detection and Diagnosis Research		91,159	
University of Michigan	SUBK00009647/ PO 3005572628	93.853	Extramural Research Programs in the Neurosciences and Neurological Disorders		(274)	
University of Michigan	SUBK00012205/PO #3005746119 - Mod 1	93.847	Diabetes, Digestive, and Kidney Diseases Extramural Research		3,446	
University of Michigan	SUBK00012850 Amd 3	93.837	Cardiovascular Diseases Research		95,064	21,576
University of Michigan	SUBK00013503 PO 3006577229	93.847	Diabetes, Digestive, and Kidney Diseases Extramural Research		14,929	
University of Michigan	SUBK00013555, Amd 2, PO 3007329597	93.866	Aging Research		202,631	
University of Michigan	SUBK00013665 Am-4 / PO 3006243933	93.172	Human Genome Research		63,979	
University of Michigan	SUBK00014512 Amd 2	93.853	Extramural Research Programs in the Neurosciences and Neurological Disorders		2,383	
University of Michigan	SUBK00014817-01 PO#3006463139	93.273	Alcohol Research Programs		24,187	
University of Michigan	SUBK00016194 Amd 2	93.838	Lung Diseases Research		23,728	
University of Michigan	SUBK00016586/PO # 3007119050	93.121	Oral Diseases and Disorders Research		21,635	
University of Michigan	SUBK00017364 Amendment 3	93.837	Cardiovascular Diseases Research		700	
University of Michigan	SUBK00017511 / PO # 3007147470	93.361	Nursing Research		24,710	
University of Michigan	SUBK9210CSPR-001 Am 5	93.853	Extramural Research Programs in the Neurosciences and Neurological Disorders		(19,374)	(19,374)
University of Missouri	C00067338-1 Amd 2	93.837	Cardiovascular Diseases Research		4,535	
University of Missouri	C00067876-1	93.859	Biomedical Research and Research Training		43,270	
University of Missouri	C00075260-1	93.855	Allergy and Infectious Diseases Research		83,343	
University of Missouri	C00075381-3 Amendment 1	93.865	Child Health and Human Development Extramural Research		4,655	
University of Missouri	C00078177-1 Amd 2	93.866	Aging Research		160,000	
University of Missouri	C00079352-3	93.865	Child Health and Human Development Extramural Research		103,846	
University of Montana	PG20-61096-01	93.111	Contract-Department of Health and Human Services-National Institutes of Health		169,354	
University of Montana	PG21-61170-01	93.111	Contract-Department of Health and Human Services-National Institutes of Health		414,425	
University of Nebraska Medical Center	34-2001-2002-001 Am 6	93.855	Allergy and Infectious Diseases Research		(23,809)	
University of North Texas	RF00235-2021-0337 Amd 1	93.307	Minority Health and Health Disparities Research		7,291	
University of Oklahoma Health Sciences Center	RS20200688-01	93.393	Cancer Cause and Prevention Research		70,559	
University of Oregon	217300B am 3	93.279	Drug Abuse and Addiction Research Programs		123,709	
University of Pennsylvania	578134 / PO #4741980	93.866	Aging Research		85,633	

UNIVERSITY OF MINNESOTA

SCHEDULE OF EXPENDITURES OF FEDERAL AWARDS
FOR THE YEAR ENDED JUNE 30, 2023

Cluster, Agency, Subagency, Direct/Pass-through, Pass-through Entity	Award #	ALN#	ALN Program Title	COVID-19	Federal Expenditures	Subrecipient Expenditures
University of Pennsylvania	580141 PO 4918605 / 5U01DK103225-07	93.847	Diabetes, Digestive, and Kidney Diseases Extramural Research		\$ 18,449	\$ -
University of Pennsylvania	580818	93.353	21st Century Cures Act - Beau Biden Cancer Moonshot		1,179	
University of Pennsylvania	582580 / PO 4989907 Amd 3	93.855	Allergy and Infectious Diseases Research		51,730	
University of Pennsylvania	584483 / PO# 4901179	93.866	Aging Research		41,775	
University of Pennsylvania	584813	93.213	Research and Training in Complementary and Integrative Health		83,209	
University of Pennsylvania	585187 Amd 3	93.847	Diabetes, Digestive, and Kidney Diseases Extramural Research		55,404	
University of Pennsylvania	585299 / PO 4911076	93.242	Mental Health Research Grants		54,346	
University of Pennsylvania	585399 PO# 4904377	93.855	Allergy and Infectious Diseases Research		30,486	
University of Pennsylvania	Award No R01-HD-098269-02 Amendment 2	93.865	Child Health and Human Development Extramural Research		7,500	
University of Pennsylvania	PO# 4692113, 580496-Amendment #2	93.853	Extramural Research Programs in the Neurosciences and Neurological Disorders		64,187	
University of Pennsylvania	SubAward #585122 PO# 4944147 Amd 1	93.866	Aging Research		105,087	
University of Pittsburgh	AWD00000172 (137695-2)(138479-2)	93.837	Cardiovascular Diseases Research		68,513	
University of Pittsburgh	AWD00000265 (133352-1)Amendment 4	93.866	Aging Research		79,549	
University of Pittsburgh	AWD00001277 (133933-13) Amd 4	93.846	Arthritis, Musculoskeletal and Skin Diseases Research		6,313	
University of Pittsburgh	AWD00002169 (134323-4)	93.866	Aging Research		12,111	
University of Pittsburgh	CNVA00052180 (128591-2)	93.846	Arthritis, Musculoskeletal and Skin Diseases Research		(1,141)	
University of Pittsburgh	CNVA00057719 (129976-3)	93.847	Diabetes, Digestive, and Kidney Diseases Extramural Research		13,310	
University of Rhode Island	0008393/011921 Amd 1	93.837	Cardiovascular Diseases Research		1,077	
University of Rochester	417515G / GR510785 Mod 5	93.865	Child Health and Human Development Extramural Research		179,983	
University of Rochester	417516G / URFAO: GR510783 Am 3	93.865	Child Health and Human Development Extramural Research		83,937	
University of Rochester	417647G Amd 4 / GR510850	93.837	Cardiovascular Diseases Research		7,746	
University of Rochester	417699G/ URFAO: GR510868 Amd 4	93.847	Diabetes, Digestive, and Kidney Diseases Extramural Research		39,600	
University of Rochester	SUB00000057/5UH3OD023349-05 Amd 2	93.310	Trans-NIH Research Support		178,192	
University of Rochester	SUB00000592 / UR FAO GR533638	93.173	Research Related to Deafness and Communication Disorders		12,143	
University of South Florida	6118-1082-01-B Amd 4 / PO P000000935	93.866	Aging Research		(45)	
University of South Florida	6118-1099-00-C P000023847	93.866	Aging Research		32,927	
University of South Florida	PO #0000232760,0000241987 Amendment #15	93.C11	Contract-Department of Health and Human Services-National Institutes of Health		45,055	
University of South Florida	Sub 6163-1082-30-BT/PO P000022226	93.847	Diabetes, Digestive, and Kidney Diseases Extramural Research		275,180	
University of Southern California	107811817 Am 5	93.866	Aging Research		122,347	
University of Southern California	109626572 Amendment 4 / SCON-00002398	93.837	Cardiovascular Diseases Research		8,445	
University of Southern California	111319089 Amendment 5 / PO# 10747163	93.866	Aging Research		86,050	66,813
University of Southern California	SCON-00003102 Am 1	93.879	Medical Library Assistance		14,480	
University of Southern California	SCON-00003984	93.866	Aging Research		82,216	
University of Southern California	SCON-00004113	93.853	Extramural Research Programs in the Neurosciences and Neurological Disorders		12,904	
University of Southern California	SCON-00004118	93.866	Aging Research		55,329	
University of Southern California	Subaward No. 78431037 am4 / PO# 10474607	93.847	Diabetes, Digestive, and Kidney Diseases Extramural Research		483	
University of Tennessee Health Science Center	23-3390-UMN	93.847	Diabetes, Digestive, and Kidney Diseases Extramural Research		118,553	
University of Texas at Dallas	R01DC019660/Subaward 2109403/PO S337338	93.173	Research Related to Deafness and Communication Disorders		10,868	
University of Texas Health Science Ctr at Houston	SA0000049 Amd 5	93.847	Diabetes, Digestive, and Kidney Diseases Extramural Research		16,350	
University of Texas Health Science Ctr at Houston	SA00000218	93.865	Child Health and Human Development Extramural Research		4,154	
University of Toronto	515231 Subgrant 2	93.855	Allergy and Infectious Diseases Research		27,711	
University of Toronto	Subgrant1-513713 Am 2	93.172	Human Genome Research		139,307	
University of Virginia	AWD-003166 GR100269 PO# 2290585 Amd 2	93.855	Allergy and Infectious Diseases Research		9,810	
University of Virginia	GB11062 169321	93.837	Cardiovascular Diseases Research		328,756	
University of Washington	Subaward No UWSC13991/BPO No 68372	93.242	Mental Health Research Grants		25,651	
University of Washington	Subaward UWSC12838/BPO 56867 Amendment 2	93.847	Diabetes, Digestive, and Kidney Diseases Extramural Research		96,847	
University of Washington	UWSC10691 BPO34132 Amd 6	93.310	Trans-NIH Research Support		391,717	
University of Washington	UWSC10941 BPO71581 Amd 4	93.837	Cardiovascular Diseases Research		9,001	
University of Washington	UWSC11474 (BPO69476)	93.838	Lung Diseases Research		1,706	
University of Washington	UWSC11898 / BPO48473-Mod04	93.242	Mental Health Research Grants		53,130	
University of Washington	UWSC12254 / BPO51538	93.839	Blood Diseases and Resources Research		557,923	
University of Washington	UWSC12335 / BPO52225	93.866	Aging Research		2,169	
University of Washington	UWSC13288 / BPO 60871	93.839	Blood Diseases and Resources Research		16,635	
University of Washington	UWSC13856 BPO # 67382 Am 1	93.879	Medical Library Assistance		167,470	
University of Washington	UWSC13960/ BPO # 68156	93.242	Mental Health Research Grants	COVID-19	59,330	
University of Washington	UWSC14115 / BPO69317 Amd 2	93.279	Drug Abuse and Addiction Research Programs		271,616	
University of Washington	UWSC14198 BPO69976	93.279	Drug Abuse and Addiction Research Programs		166,109	
University of Washington	UWSC14260 / BPO# 70523	93.989	International Research and Research Training		37,068	
University of Washington	UWSC14326 BPO 70985	93.279	Drug Abuse and Addiction Research Programs		306,992	
University of Washington	UWSC9910 / BPO# 25359 / 33204 / 33209	93.389	National Center for Research Resources		19,012	2,184
University of Wisconsin - Madison	0000000776 Amendment 3	93.866	Aging Research		27,097	
University of Wisconsin - Madison	0000001581	93.855	Allergy and Infectious Diseases Research		14,901	
University of Wisconsin - Madison	0000002073 Amd 1	93.865	Child Health and Human Development Extramural Research		4,934	
University of Wisconsin - Madison	0000002075 Am 1	93.286	Discovery and Applied Research for Technological Innovations to Improve Human Health		21,321	
University of Wisconsin - Madison	0000002493	93.866	Aging Research		141,367	

UNIVERSITY OF MINNESOTA

SCHEDULE OF EXPENDITURES OF FEDERAL AWARDS
FOR THE YEAR ENDED JUNE 30, 2023

Cluster, Agency, Subagency, Direct/Pass-through, Pass-through Entity	Award #	ALN#	ALN Program Title	COVID-19	Federal Expenditures	Subrecipient Expenditures
University of Wisconsin - Madison	0000002500	93.847	Diabetes, Digestive, and Kidney Diseases Extramural Research		\$ 12,687	\$ -
University of Wisconsin - Madison	754K445 Mod 4	93.C11	Contract-Department of Health and Human Services-National Institutes of Health		(1,018)	
University of Wisconsin - Madison	754K482 Mod 4	93.C11	Contract-Department of Health and Human Services-National Institutes of Health		48,458	
University of Wisconsin - Madison	769K705 Mod#4	93.C11	Contract-Department of Health and Human Services-National Institutes of Health		102	
University of Wisconsin - Madison	774K745/T.O. HHSN26100011 Mod #7	93.C11	Contract-Department of Health and Human Services-National Institutes of Health		355,602	
University of Wisconsin - Madison	774K756/T.O. HHSN26100011 Mod #6	93.C11	Contract-Department of Health and Human Services-National Institutes of Health		9,977	
University of Wisconsin - Madison	844K664 / 1P01A132132-01A1	93.855	Allergy and Infectious Diseases Research		44,758	
UT Health Science Center San Antonio	167330/167328	93.866	Aging Research		87,864	
UT Health Science Center San Antonio	171645/171644	93.121	Oral Diseases and Disorders Research		30,026	
UT Health Science Center San Antonio	171938 Admin A, 171939 Core B/171682	93.396	Cancer Biology Research		189,343	
UT Health Science Center San Antonio	171941/171682	93.396	Cancer Biology Research		4,653	
UT Health Science Center San Antonio	171943 Core D, 171945 Project 1/171682	93.396	Cancer Biology Research		23,217	
UT Health Science Center San Antonio	171947/171682	93.396	Cancer Biology Research		293,067	
UT Health Science Center San Antonio	171948/171682	93.396	Cancer Biology Research		297,489	
UT Health Science Center San Antonio	171949/171682	93.396	Cancer Biology Research		40,501	
UT Health Science Center San Antonio	172339/171654	93.837	Cardiovascular Diseases Research		24,521	
UT Southwestern Medical Center	Subaward GMO: 210605/PO 000002350 Am 2	93.853	Extramural Research Programs in the Neurosciences and Neurological Disorders		7,929	
Vanderbilt University	61455 formerly UNIV61455 P20056558 Amd 4	93.837	Cardiovascular Diseases Research		107,327	
Vanderbilt University	OS483/UNIV60508 Amendment 4 - P19038230	93.393	Cancer Cause and Prevention Research		150,684	
Vanderbilt University Medical Center	VUMC67586 Amendment 5	93.393	Cancer Cause and Prevention Research		57,170	
Vanderbilt University Medical Center	VUMC88582	93.837	Cardiovascular Diseases Research		144	
Vanderbilt University Medical Center	VUMC92551 Amd 03	93.840	Translation and Implementation Science Research for Heart, Lung, Blood Diseases, and Sleep Disorders		(22,931)	
Vanderbilt University Medical Center	VUMC95261	93.279	Drug Abuse and Addiction Research Programs		27,189	
Veterans Medical Research Foundation	098750004-326940 Amd 4	93.847	Diabetes, Digestive, and Kidney Diseases Extramural Research		20,043	
Virginia Commonwealth University	FP00015717_SA001	93.273	Alcohol Research Programs		96,454	
Virginia Commonwealth University	Subaward FP00017803-SA001	93.242	Mental Health Research Grants		20,895	
Virginia Polytechnic Inst & State Univ	412513-19114 Amd 04	93.279	Drug Abuse and Addiction Research Programs		138,789	
Wake Forest University	1048-45103-11000001125 / Yr1-11000000143	93.866	Aging Research		103,253	
Wake Forest University	109-33664-10000551083	93.866	Aging Research		388,092	
Wake Forest University	1094-45116-11000000260	93.866	Aging Research		44,491	
Wake Forest University	1467-32041-11000001166 WAF10212994	93.866	Aging Research		27,533	
Wake Forest University	5US4D0A031659-10	93.077	Family Smoking Prevention and Tobacco Control Act Regulatory Research		1,559,414	428,970
Washington State University	127687 SPC004723 (G004294)	93.310	Trans-NIH Research Support	COVID-19	71,370	
Washington State University	130996 SPC004030E	93.273	Alcohol Research Programs		18,129	
Washington State University	130996-SPC004066 (prev 001524/G004057)	93.273	Alcohol Research Programs		23,540	
Washington State University	132471 G003958	93.866	Aging Research		23,038	
Washington State University	132471 SPC004724 Amd B	93.866	Aging Research		15,516	
Washington State University	136874-SPC003555	93.866	Aging Research		90,494	
Washington University in St Louis	POST00000509 / WU-19-416-04	93.242	Mental Health Research Grants		295,023	
Washington University in St Louis	ST00011984	93.837	Cardiovascular Diseases Research		82,937	
Washington University in St Louis	Subaward WU-20-494 Mod 2 / PO ST00000549	93.242	Mental Health Research Grants		16,557	
Washington University in St Louis	WU-19-328-Mod4/PO 2939513H	93.865	Child Health and Human Development Extramural Research		56,872	
Washington University in St Louis	WU-21-8 MOD01	93.242	Mental Health Research Grants		53,314	
Washington University in St Louis	WU-22-0292/PO #ST00005292	93.279	Drug Abuse and Addiction Research Programs		33,085	
Washington University in St Louis	WU-23-0025/POST00011732	93.279	Drug Abuse and Addiction Research Programs		218,648	
Washington University in St Louis	WU-23-0079 Amd 1	93.866	Aging Research		170,136	
Washington University in St Louis	WU-23-0124/ PO ST00011141	93.279	Drug Abuse and Addiction Research Programs		860,193	
Washington University in St Louis	WU-23-0239 PO ST00010677	93.866	Aging Research		749,955	
Washington University in St Louis	WU-23-0249 PO #ST00011349	93.837	Cardiovascular Diseases Research		3,500	
Washington University in St Louis	WU-23-0444/PO ST00012833	93.837	Cardiovascular Diseases Research		5,694	
Washington University in St Louis	WU-23-0549/PO ST00014664	93.866	Aging Research		1,303,635	
Westat, Inc	6426-03-5006 Mod 3	93.C11	Contract-Department of Health and Human Services-National Institutes of Health		41,596	
Westat, Inc	6600-05-5021	93.C11	Contract-Department of Health and Human Services-National Institutes of Health		1,555	
Westat, Inc	CON-89278 HHSN261201300028I	93.C11	Contract-Department of Health and Human Services-National Institutes of Health		9,298	
Westat, Inc	Subcontract No. 6410 Modification 20	93.C11	Contract-Department of Health and Human Services-National Institutes of Health		1,304	
Xanthoshealth, LLC	21-001	93.C11	Contract-Department of Health and Human Services-National Institutes of Health		1,065	
Yale University	CON-80003064 (GR112833)	93.143	NIEHS Superfund Hazardous Substances_Basic Research and Education		78,077	
Yale University	CON-80003509 (GR115430) AM1	93.859	Biomedical Research and Research Training		2,793	
Yale University	CON-80003852 (GR117756) Amd 3	93.279	Drug Abuse and Addiction Research Programs		295,643	
Yale University	GR104981/GR107853/GR111047/GR114777	93.837	Cardiovascular Diseases Research		(2,145)	
Yale University	GR110065 (CON-80002443) am 3	93.859	Biomedical Research and Research Training		2,607	
Yale University	GR110580 (CON-80002729)	93.838	Lung Diseases Research	COVID-19	(12,320)	
Yale University	Sub# CON-80003644 (GR116157) Amendment 1	93.279	Drug Abuse and Addiction Research Programs		39,838	
Yale University	Subaward GR111849 (CON-80002851) Mod 3	93.242	Mental Health Research Grants		2,628	

UNIVERSITY OF MINNESOTA

SCHEDULE OF EXPENDITURES OF FEDERAL AWARDS
FOR THE YEAR ENDED JUNE 30, 2023

Cluster, Agency, Subagency, Direct/Pass-through,Pass-through Entity	Award #	ALN#	ALN Program Title	COVID-19	Federal Expenditures	Subrecipient Expenditures
Department of Health and Human Services, Substance Abuse and Mental Health Services Administration Direct	6U795M080009-05M002	93.243	Substance Abuse and Mental Health Services Projects of Regional and National Significance			
Direct	75N95019D00031	93.959	Block Grants for Prevention and Treatment of Substance Abuse	\$	9,665	\$ -
Passthrough: MN Department of Human Services	09/13/2019SWIFT 162875 / PO 3-71377	93.788	Opioid STR		(5,819)	
New York University	107139 / PO# M190266822 / Amend 4	93.243	Substance Abuse and Mental Health Services Projects of Regional and National Significance		35,281	
Department of Housing and Urban Development, Assistant Secretary for Community Planning and Development Passthrough: University of Illinois Chicago	17408	14.228	Community Development Block Grants/State's program and Non-Entitlement Grants in Hawaii		1,353	
Department of Housing and Urban Development, Assistant Secretary for Public and Indian Housing Passthrough: Cornell University	141524-21534	14.850	Public and Indian Housing	COVID-19	53,012	
Department of Housing and Urban Development, Office of Lead Hazard Control and Healthy Homes Passthrough: University of Illinois	17807	14.906	Healthy Homes Technical Studies Grants		12,695	
Department of Justice, Office of Justice Programs Direct	2020-MU-MU-0040	16.560	National Institute of Justice Research, Evaluation, and Development Project Grants		358,487	231,774
Passthrough: RTI International	1-312-0217211-65965L / 888-15-05-36 MOD2	16.560	National Institute of Justice Research, Evaluation, and Development Project Grants		24,554	
University of Wisconsin - Milwaukee	233405599	16.841	VOCA Tribal Victim Services Set-Aside Program		18,209	
Department of State, Office of the Under Secretary for Public Diplomacy and Public Affairs Direct	SSN10021GR3026-01	19.040	Public Diplomacy Programs		11,228	
Department of the Interior Direct	140G0221C0002/0040513756 Am 3	15.CXX	Contract-Department of the Interior		214,278	
Direct	140G0222P0075/0040562326	15.CXX	Contract-Department of the Interior		75,774	
Passthrough: Novateur Research Solutions, LLC	CON-100369 140D0423C0033	15.CXX	Contract-Department of the Interior		6,510	
Department of the Interior, Bureau of Reclamation Direct	R21AC10130-00	15.506	Water Desalination Research and Development		115,006	
Passthrough: Massachusetts Institute of Technology	s5667, PO #770312	15.506	Water Desalination Research and Development		84,617	
Department of the Interior, National Park Service Direct	P17AC00246 mod 0005	15.945	Cooperative Research and Training Programs-Resources of the National Park System		29,290	
Direct	P17AC01153	15.945	Cooperative Research and Training Programs-Resources of the National Park System		47,045	
Direct	P18AC00073-03	15.945	Cooperative Research and Training Programs-Resources of the National Park System		31,608	
Direct	P20AC00366	15.945	Cooperative Research and Training Programs-Resources of the National Park System		94,025	
Direct	P20AC00367-02	15.945	Cooperative Research and Training Programs-Resources of the National Park System		29,484	
Direct	P21AC11359-01	15.945	Cooperative Research and Training Programs-Resources of the National Park System		15,595	
Direct	P21AC11851-00	15.945	Cooperative Research and Training Programs-Resources of the National Park System		20,078	
Direct	P22AC00087-00	15.945	Cooperative Research and Training Programs-Resources of the National Park System		37,057	
Direct	P22AC00636	15.945	Cooperative Research and Training Programs-Resources of the National Park System		43,028	
Direct	P22AC02081-00	15.945	Cooperative Research and Training Programs-Resources of the National Park System		12,907	
Direct	P22AC02150-00	15.945	Cooperative Research and Training Programs-Resources of the National Park System		23,968	
Passthrough: Northland College	P19AC00256NC01	15.945	Cooperative Research and Training Programs-Resources of the National Park System		12,914	
Department of the Interior, US Fish and Wildlife Service Direct	F20AC00223	15.678	Cooperative Ecosystem Studies Units		25,763	
Direct	F22AC01442-00	15.657	Endangered Species Recovery Implementation		157,978	
Direct	F22AC02829-00	15.654	National Wildlife Refuge System Enhancements		10,096	
Direct	F22AC02950-00	15.657	Endangered Species Recovery Implementation		3,373	
Direct	F22AP01322-00	15.619	Rhinoceros and Tiger Conservation Fund		78,608	
Passthrough: MN Department of Natural Resources	208024	15.608	Fish and Wildlife Management Assistance		11,205	
MN Department of Natural Resources	3193756	15.634	State Wildlife Grants		36,089	
Montana State University	G253-22-W9457	15.662	Great Lakes Restoration		76,168	
The Nature Conservancy	WI-CC-2021	15.662	Great Lakes Restoration		30,063	

UNIVERSITY OF MINNESOTA

SCHEDULE OF EXPENDITURES OF FEDERAL AWARDS
FOR THE YEAR ENDED JUNE 30, 2023

Cluster, Agency, Subagency, Direct/Pass-through,Pass-through Entity	Award #	ALN#	ALN Program Title	COVID-19	Federal Expenditures	Subrecipient Expenditures
Department of the Interior, US Geological Survey						
Direct	G19AC00043-02,03	15.808	U.S. Geological Survey Research and Data Collection		\$ 1,748	\$ -
Direct	G20AC00096-01	15.808	U.S. Geological Survey Research and Data Collection		86,019	27,630
Direct	G20AC00411	15.812	Cooperative Research Units		32,766	
Direct	G20AC00434	15.808	U.S. Geological Survey Research and Data Collection		1	
Direct	G20AC00457	15.808	U.S. Geological Survey Research and Data Collection		156,188	106,474
Direct	G21AC10091-03	15.808	U.S. Geological Survey Research and Data Collection		29,064	
Direct	G21AC10204-00	15.808	U.S. Geological Survey Research and Data Collection		184,259	2,786
Direct	G21AC10331-00	15.812	Cooperative Research Units		86,917	
Direct	G21AC10483-02	15.808	U.S. Geological Survey Research and Data Collection		79,783	
Direct	G21AC10664	15.810	National Cooperative Geologic Mapping		14,843	
Direct	G21AC10699	15.808	U.S. Geological Survey Research and Data Collection		21,771	
Direct	G21AC10710-00	15.812	Cooperative Research Units	COVID-19	34,019	
Direct	G21AC10722-00	15.808	U.S. Geological Survey Research and Data Collection		1,772	
Direct	G21AC10742-00	15.805	Assistance to State Water Resources Research Institutes		6,007	
Direct	G21AC10796-04	15.820	National and Regional Climate Adaptation Science Centers		605,194	205,286
Direct	G21AP10176-00	15.805	Assistance to State Water Resources Research Institutes		79,981	
Direct	G21AP10208-00	15.805	Assistance to State Water Resources Research Institutes		63,961	6,863
Direct	G21AP10289-00	15.814	National Geological and Geophysical Data Preservation		22,326	6,073
Direct	G21AP10615-01	15.805	Assistance to State Water Resources Research Institutes		139,170	
Direct	G22AC00138-02	15.808	U.S. Geological Survey Research and Data Collection		635	
Direct	G22AC00151-01	15.805	Assistance to State Water Resources Research Institutes		99,968	
Direct	G22AC00154-02	15.808	U.S. Geological Survey Research and Data Collection		4,137	
Direct	G22AC00274-00	15.820	National and Regional Climate Adaptation Science Centers		76,523	
Direct	G22AC00370-00	15.810	National Cooperative Geologic Mapping		154,086	
Direct	G22AC00430-00	15.808	U.S. Geological Survey Research and Data Collection		89,590	
Direct	G22AC00438-00	15.808	U.S. Geological Survey Research and Data Collection		22,112	
Direct	G22AC00474-00	15.820	National and Regional Climate Adaptation Science Centers		48,881	35,131
Direct	G22AC00479-00	15.820	National and Regional Climate Adaptation Science Centers		40,228	
Direct	G22AC00503-00	15.808	U.S. Geological Survey Research and Data Collection		95,317	
Direct	G22AC00551-00	15.820	National and Regional Climate Adaptation Science Centers		66,816	53,066
Direct	G22AP00056-00	15.805	Assistance to State Water Resources Research Institutes		81,970	
Direct	G23AC00058-00	15.073	Earth Mapping Resources Initiative		11,975	
Direct	G23AC00120-00	15.808	U.S. Geological Survey Research and Data Collection		1,630	
Direct	G23AC00281-00	15.812	Cooperative Research Units		436	
Direct	G23AP00027-00	15.805	Assistance to State Water Resources Research Institutes		14,920	
Direct	G23AP00041-00	15.805	Assistance to State Water Resources Research Institutes		13,252	
Direct	G23AP00045-00	15.805	Assistance to State Water Resources Research Institutes		10,124	
Passthrough:						
America View Incorporated	AV18-MN-01	15.815	National Land Remote Sensing Education Outreach and Research		28,320	
MN Department of Natural Resources	SWIFT 195584	15.808	U.S. Geological Survey Research and Data Collection		27,917	
The University of Iowa	S03062-01	15.808	U.S. Geological Survey Research and Data Collection		5,996	
University of Wisconsin - Madison	0000001351 mod 2	15.808	U.S. Geological Survey Research and Data Collection		125,160	
Department of the Treasury, Departmental Offices						
Passthrough:						
MN Department of Health	Contract 195801	21.019	Coronavirus Relief Fund	COVID-19	195,337	
Saint Louis County	17327A	21.027	CORONAVIRUS STATE AND LOCAL FISCAL RECOVERY FUNDS	COVID-19	70,412	
Department of Transportation						
Passthrough:						
University of Maryland	103211-29747202	20.CXX	Contract-Department of Transportation		8,195	
Department of Transportation, Federal Highway Administration						
Direct	693JJ32245005	20.215	Highway Training and Education		6,861	
Direct	693JJ32345040	20.215	Highway Training and Education		5,000	
Passthrough:						
MN Department of Transportation	1003325 WO 136 Am 3	20.205	Highway Planning and Construction		80,361	
MN Department of Transportation	1035427 Am 2	20.205	Highway Planning and Construction		38,721	
MN Department of Transportation	1036215	20.205	Highway Planning and Construction		6,722	
MN Department of Transportation	1036217	20.205	Highway Planning and Construction		157,481	
MN Department of Transportation	1036342 WO 05 Amend 1	20.200	Highway Research and Development Program		17,147	
MN Department of Transportation	1036342 WO 24	20.205	Highway Planning and Construction		20,061	
MN Department of Transportation	1036342 wo 54 Amend 1	20.200	Highway Research and Development Program		28,048	
MN Department of Transportation	1036342 WO 6 Federal Project TPF-5(455)	20.205	Highway Planning and Construction		416,039	
MN Department of Transportation	1036342 Work Order 11	20.205	Highway Planning and Construction		83,848	
MN Department of Transportation	1036342 Work Order 15	20.205	Highway Planning and Construction		93,659	58,680
MN Department of Transportation	1036342 Work Order: 56	20.205	Highway Planning and Construction		56,577	
MN Department of Transportation	1036342 Work Order: 69	20.205	Highway Planning and Construction		51,925	

UNIVERSITY OF MINNESOTA

**SCHEDULE OF EXPENDITURES OF FEDERAL AWARDS
FOR THE YEAR ENDED JUNE 30, 2023**

Cluster, Agency, Subagency, Direct/Pass-through,Pass-through Entity	Award #	ALN#	ALN Program Title	COVID-19	Federal Expenditures	Subrecipient Expenditures
MN Department of Transportation	1036342 Work Order: 71	20.215	Highway Training and Education	\$	97,716	\$ -
MN Department of Transportation	1036342WO25	20.200	Highway Research and Development Program		35,140	
MN Metropolitan Council	SG-2022-017	20.205	Highway Planning and Construction		19,567	
North Jersey Transportation Planning Authority	TASK NO.: 22/307-02	20.205	Highway Planning and Construction		236	
Western Research Institute	UMN17-650	20.200	Highway Research and Development Program		16	
Department of Transportation, Federal Transit Administration						
Passthrough:						
MN Department of Transportation	1036342 W.O. # 73	20.530	Public Transportation Innovation		35,061	
Department of Transportation, Maritime Administration						
Passthrough:						
University of Wisconsin - Superior	GS CA2 MOD2, R1, P2 UMD-001	20.819	Ballast Water Treatment Technologies		2,133	
University of Wisconsin - Superior	GS CA2 MOD2, R1, P3 UMD-001	20.819	Ballast Water Treatment Technologies		292	
University of Wisconsin - Superior	GS CA2 MOD2, R3, P2 - UMD-001	20.819	Ballast Water Treatment Technologies		4,937	
University of Wisconsin - Superior	GS CA2, R1, P2 - UMD-001	20.819	Ballast Water Treatment Technologies		46,632	
University of Wisconsin - Superior	GS CA2, R1, P3 - UMD-001	20.819	Ballast Water Treatment Technologies		61,974	
University of Wisconsin - Superior	GS CA2, R5, P2 - UMD-001	20.819	Ballast Water Treatment Technologies		224,650	5,898
University of Wisconsin - Superior	GS MOD 14, T6, RAS, P2-UMD -001	20.818	Great Ships Initiative		40,310	
Department of Transportation, Office of the Secretary						
Passthrough:						
Florida Atlantic University	RR-K78/FAU SP#16-532 am 7	20.701	University Transportation Centers Program		(168,864)	
Department of Veterans Affairs						
Direct	36C24E18P0088 / PO #618D22006	64.CXX	Contract-Department of Veterans Affairs		8,469	
Direct	36C24E19D0011 PO#618D12004 P00004	64.CXX	Contract-Department of Veterans Affairs		(788)	
Direct	36C24E20P0225 / P00004 618-D22013	64.CXX	Contract-Department of Veterans Affairs		26,960	
Direct	36C24E23P0083/PO# 618D32010	64.CXX	Contract-Department of Veterans Affairs		771	
Direct	NS Prog-VA Res IPA's	64.UXX	Unid CFDA-Department of Veterans Affairs		244,829	252,506
Direct	PO 650D93029	64.UXX	Unid CFDA-Department of Veterans Affairs		15,319	
Environmental Protection Agency						
Direct	00E02740 Mod 3	66.461	Regional Wetland Program Development Grants		55,909	
Direct	00E02785 Mod 3	66.436	Surveys, Studies, Investigations, Demonstrations, and Training Grants and Cooperative Agreements - Section 104(b)(3) of the Clean Water Act		18,848	
Direct	00E02942-2	66.469	Geographic Programs - Great Lakes Restoration Initiative		622,093	
Direct	00E03139-1	66.469	Geographic Programs - Great Lakes Restoration Initiative		538,503	
Direct	83998301	66.436	Surveys, Studies, Investigations, Demonstrations, and Training Grants and Cooperative Agreements - Section 104(b)(3) of the Clean Water Act		(3,302)	
Direct	84046401	66.509	Science To Achieve Results (STAR) Research Program		57,773	7,139
Direct	CR-83940001-1	66.511	Office of Research and Development Consolidated Research/Training/Fellowships		370,399	
Direct	GL-00E0198-0	66.469	Geographic Programs - Great Lakes Restoration Initiative		4,603	851
Passthrough:						
Central Michigan University	F64661 GL-00E02956	66.469	Geographic Programs - Great Lakes Restoration Initiative		352,873	19,475
Jacobs Engineering Group Inc	PO # EPATP-0000004552	66.CXX	Contract-Environmental Protection Agency		29	
MN Department of Health	212863	66.472	Beach Monitoring and Notification Program Implementation Grants		14,913	
MN Pollution Control Agency	188786	66.419	Water Pollution Control State, Interstate, and Tribal Program Support		4,500	
MN Pollution Control Agency	SWIFT 159120 PO 3-24358, Ag. Int. 212866	66.469	Geographic Programs - Great Lakes Restoration Initiative		30,972	22,689
MN Pollution Control Agency	SWIFT 213212	66.605	Performance Partnership Grants		98,929	
MN Pollution Control Agency	SWIFT 220024	66.708	Pollution Prevention Grants Program		39,475	
MN Pollution Control Agency	SWIFT 220183	66.708	Pollution Prevention Grants Program		62,762	
MN Pollution Control Agency	SWIFT: 183595/PO: 3000027281	66.605	Performance Partnership Grants		29,401	
National Audubon Society, Inc	CON-94338 GL-00E02979	66.469	Geographic Programs - Great Lakes Restoration Initiative		121,062	
Sand County Foundation	CON-89648 02D01421	66.475	Gulf of Mexico Program		74,841	
University of South Florida	1211-1131-00-A Amendment 1	66.475	Gulf of Mexico Program		14,238	
University of Wisconsin - Madison	0000002658	66.509	Science To Achieve Results (STAR) Research Program		13,535	
National Aeronautics and Space Administration						
Direct	80NSSC18K1277 P00004	43.001	Science		198,269	
Direct	80NSSC18K1367 P00004	43.001	Science		141,360	42,090
Direct	80NSSC18K1370 Sup P03	43.001	Science		39,299	
Direct	80NSSC19K0305 P04	43.001	Science		140,037	63,214
Direct	80NSSC19K0318 P00004	43.001	Science		116,470	21,466
Direct	80NSSC19K0842 P00004	43.001	Science		164,412	2,477
Direct	80NSSC19K0868 P04	43.001	Science		82,387	41,961
Direct	80NSSC19K0959	43.001	Science		132,290	
Direct	80NSSC19K1333 P00003	43.001	Science		17,689	
Direct	80NSSC19K1431 P00002	43.001	Science		4,455	
Direct	80NSSC19K1672 P00003	43.008	Office of Stem Engagement (OSTEM)		28,921	
Direct	80NSSC19K1687	43.008	Office of Stem Engagement (OSTEM)		4,186	
Direct	80NSSC20K0186 P00004	43.001	Science		109,163	

UNIVERSITY OF MINNESOTA

SCHEDULE OF EXPENDITURES OF FEDERAL AWARDS
FOR THE YEAR ENDED JUNE 30, 2023

Cluster, Agency, Subagency, Direct/Pass-through,Pass-through Entity	Award #	ALN#	ALN Program Title	COVID-19	Federal Expenditures	Subrecipient Expenditures
Direct	80NSSC20K0465 P00005	43.001	Science		\$ 150,340	\$ -
Direct	80NSSC20K0614 P00004	43.001	Science		132,090	
Direct	80NSSC20K0718 P00004	43.001	Science		163,418	99,345
Direct	80NSSC20K0876 P04	43.001	Science		124,606	
Direct	80NSSC20K0927 P01	43.001	Science		137,846	
Direct	80NSSC20K1061	43.001	Science		116,312	
Direct	80NSSC20K1166	43.012	Space Technology		67,582	
Direct	80NSSC20K1233 P00001	43.001	Science		2,484	
Direct	80NSSC20K1269 P03	43.001	Science		234,599	
Direct	80NSSC20K1294 P00003	43.001	Science		43,442	
Direct	80NSSC20K1331 P00003	43.001	Science		20,186	
Direct	80NSSC20K1485 P00002	43.001	Science		101,100	26,291
Direct	80NSSC20K1717 P00003	43.001	Science		24,309	
Direct	80NSSC21K0135	43.001	Science		28,439	
Direct	80NSSC21K0521 P00001	43.001	Science		81,012	9,386
Direct	80NSSC21K0595 P00001	43.001	Science		504,396	262,961
Direct	80NSSC21K0992	43.001	Science		94,451	
Direct	80NSSC21K1311 P00001	43.001	Science		160,804	
Direct	80NSSC21K1349 P00003	43.001	Science		133,027	27,576
Direct	80NSSC21K1387 P00003	43.001	Science		45,182	
Direct	80NSSC21K1510 P00004	43.001	Science		198,334	
Direct	80NSSC21K1615 P00002	43.001	Science		45,378	
Direct	80NSSC21K1826-P00001	43.001	Science		133,841	9,707
Direct	80NSSC21K1975 P00002	43.001	Science		264,318	12,918
Direct	80NSSC21M0018 P00003	43.001	Science		50,420	
Direct	80NSSC22K0577 P00001	43.001	Science		664,239	452,772
Direct	80NSSC22K0596	43.001	Science		51,111	6,797
Direct	80NSSC22K1014 P00001	43.001	Science		34,299	
Direct	80NSSC22K1221 P01	43.012	Space Technology		56,054	
Direct	80NSSC22K1701	43.001	Science		26,786	5,598
Direct	80NSSC23K0075	43.012	Space Technology		112,486	
Direct	80NSSC23K0276 P00001	43.001	Science		3,200	
Direct	80NSSC23K0334	43.001	Science		8,633	
Direct	80NSSC23K0411	43.001	Science		11,426	
Direct	80NSSC23K0477	43.001	Science		3,113	
Direct	HST-AR-15791.002-A Am 5	43.UXX	Unid CFDA-National Aeronautics and Space Administration		13,571	
Direct	HST-AR-15792.002-A Am 5	43.UXX	Unid CFDA-National Aeronautics and Space Administration		35,906	
Direct	HST-AR-16134.001-A Am 4	43.C02	Contract-National Aeronautics and Space Administration-Space Telescope Science Institute		22,258	
Direct	HST-AR-16144.002-A	43.C02	Contract-National Aeronautics and Space Administration-Space Telescope Science Institute		10,240	
Direct	HST-AR-16147.007-A	43.C02	Contract-National Aeronautics and Space Administration-Space Telescope Science Institute		12,654	
Direct	HST-AR-16155.002-A	43.C02	Contract-National Aeronautics and Space Administration-Space Telescope Science Institute		7,143	
Direct	HST-GO-15076.001-A Am 4	43.UXX	Unid CFDA-National Aeronautics and Space Administration		391	
Direct	HST-GO-15126.003-A Am 4	43.C02	Contract-National Aeronautics and Space Administration-Space Telescope Science Institute		857	
Direct	HST-GO-15626.015-A	43.001	Science		4,878	
Direct	HST-GO-15643.007-A-Amendment #10	43.001	Science		57,840	
Direct	HST-GO-15647.021-A Am 6	43.C02	Contract-National Aeronautics and Space Administration-Space Telescope Science Institute		45,009	
Direct	HST-GO-15902.005-A Am #4	43.UXX	Unid CFDA-National Aeronautics and Space Administration		21,242	
Direct	HST-GO-15917.002-A	43.C02	Contract-National Aeronautics and Space Administration-Space Telescope Science Institute		6,494	
Direct	HST-GO-15936.001-A Am 9	43.C02	Contract-National Aeronautics and Space Administration-Space Telescope Science Institute		185,498	
Direct	HST-GO-16162.003-A	43.C02	Contract-National Aeronautics and Space Administration-Space Telescope Science Institute		2,145	
Direct	HST-GO-16209.002-A Am 1	43.C02	Contract-National Aeronautics and Space Administration-Space Telescope Science Institute		14,795	
Direct	HST-GO-16223.002-A Am 3	43.C02	Contract-National Aeronautics and Space Administration-Space Telescope Science Institute		29,411	
Direct	HST-GO-16292.002-A	43.C02	Contract-National Aeronautics and Space Administration-Space Telescope Science Institute		2,145	
Direct	HST-GO-16294.002-A Am 4	43.C02	Contract-National Aeronautics and Space Administration-Space Telescope Science Institute		34,991	
Direct	NNX15AB38G NCE	43.007	Space Operations		20,554	
Direct	NNX15AV67G	43.002	Aeronautics		(1,104)	(1,104)
Direct	RSA 1644110	43.001	Science		4,250	
Passthrough:						
Aster Labs, Inc	AL21-NASATEMPLOGICPHI-01	43.CXX	Contract-National Aeronautics and Space Administration		7,746	
Georgia Institute of Technology	AWD-102499-G3, PO-50067 (RK558-G3), Am 9	43.001	Science		206,037	
Jet Propulsion Laboratory	1659411 mod 1	43.001	Science		3,298	
Jet Propulsion Laboratory	1677370	43.001	Science		36,558	
Jet Propulsion Laboratory	1682629	43.001	Science		2,168	
Jet Propulsion Laboratory	1688027	43.001	Science		57,228	
Jet Propulsion Laboratory	1698662	43.001	Science		7,101	
Michigan State University	RC110834A	43.001	Science		866	

UNIVERSITY OF MINNESOTA

SCHEDULE OF EXPENDITURES OF FEDERAL AWARDS
FOR THE YEAR ENDED JUNE 30, 2023

Cluster, Agency, Subagency, Direct/Pass-through,Pass-through Entity	Award #	ALN#	ALN Program Title	COVID-19	Federal Expenditures	Subrecipient Expenditures
Michigan State University	RC114555UM	43.001	Science		\$ 19,676	\$ -
Michigan Technological University	160706029 Am 11	43.012	Space Technology		93,876	
Montana State University	G200-19-W7671 Am 1	43.012	Space Technology		1,124	
Montana State University	G327-22-W9649	43.001	Science		62,477	
New Jersey Institute of Technology	(NP) 997415 Mod 4	43.001	Science		16,548	
Oregon State University	NS343A-A	43.001	Science		92,026	
Oregon State University	NS360A-A	43.001	Science		2,693	
Questek Innovations LLC	Prime contract 80NSSC22CA047	43.CXX	Contract-National Aeronautics and Space Administration		100,202	
Smithsonian Astrophysical Observatory	Subaward No. SV0-09022 Am 2	43.001	Science		20,804	
Space Science Institute	SUBAWD 000937	43.001	Science		35,345	
The Adler Planetarium	Subagreement 3103-01 Am 3	43.001	Science		99,725	
The Ohio State University	GR124829 / SPC-1000005429	43.001	Science		107,536	
The University of Arizona	526308 Amd 02	43.001	Science		16,683	
The University of Maine	UMS1287	43.001	Science		42,697	
Universities Space Research Association	09_00029	43.001	Science		(708)	
Universities Space Research Association	09-0067 Mod 1	43.001	Science		26,761	
Universities Space Research Association	SOF 06-0111 Mod 02	43.CXX	Contract-National Aeronautics and Space Administration		35,044	
Universities Space Research Association	SOF 07-0005	43.UXX	Unid CFDA-National Aeronautics and Space Administration		5,702	
Universities Space Research Association	SOF 07-0010	43.UXX	Unid CFDA-National Aeronautics and Space Administration		4,475	
Universities Space Research Association	SOF 08_0006 Mod 2	43.CXX	Contract-National Aeronautics and Space Administration		44,381	
University of California, Berkeley	00007447 / 975268 / BB01679206	43.CXX	Contract-National Aeronautics and Space Administration		452,453	
University of California, Berkeley	00010302 / PO # BB01694882 Am 13	43.CXX	Contract-National Aeronautics and Space Administration		207,608	
University of California, Berkeley	00011088 Am 1	43.001	Science		60,518	
University of California, Berkeley	PO # BB01676535 00011225	43.CXX	Contract-National Aeronautics and Space Administration		79,474	
University of California, Santa Barbara	KK2037 Amd 3	43.001	Science		18,872	
University of Colorado	1561378 PO#1001618358	43.012	Space Technology		14,552	
University of Colorado at Boulder	PO# 1001586776 Sponsor Award #1561288-2	43.012	Space Technology		911,361	
University of Maryland	87928-26267205 Am C	43.001	Science		47,993	
University of Maryland	91185-26301201 Am A	43.001	Science		32,668	
University of Nebraska Medical Center	34-5420-2036-001	43.001	Science		52,821	
University of Wisconsin - Madison	0000002185-01	43.001	Science		62,214	
University of Wisconsin - Madison	0000002450	43.001	Science		1,717	
University of Wisconsin - Madison	775K972 Am 4	43.001	Science		3,346	
University of Wyoming	1004683-UM	43.001	Science		29,542	
Washington University in St Louis	WLU-22-0110 / PO ST00002688 MOD 1	43.001	Science		38,252	
Wichita State University	R52894-22-00927 Am 1	43.012	Space Technology		19,727	
Woods Hole Oceanographic Institution	Proj. No. 23142700 / Sub. No. A101473 A4	43.001	Science		139,880	
National Aeronautics and Space Administration, Space Telescope Science Institute						
Direct	HST-AR-16606.002-A Am 4	43.U01	Unid CFDA-National Aeronautics and Space Administration-Space Telescope Science Institute		94,625	
Direct	HST-GO-16453.002-A	43.U01	Unid CFDA-National Aeronautics and Space Administration-Space Telescope Science Institute		2,145	
Direct	HST-GO-16644.002-A Am 1	43.U01	Unid CFDA-National Aeronautics and Space Administration-Space Telescope Science Institute		13,925	
Direct	HST-GO-16729.001-A	43.U01	Unid CFDA-National Aeronautics and Space Administration-Space Telescope Science Institute		42,083	
Direct	HST-GO-16734.001-A Am 2	43.U01	Unid CFDA-National Aeronautics and Space Administration-Space Telescope Science Institute		110,211	
Direct	HST-GO-17147.001-A	43.U01	Unid CFDA-National Aeronautics and Space Administration-Space Telescope Science Institute		3,165	
Direct	HST-GO-17228.001-A	43.U01	Unid CFDA-National Aeronautics and Space Administration-Space Telescope Science Institute		1,582	
Direct	JWST-GO- 01726.030-A	43.U01	Unid CFDA-National Aeronautics and Space Administration-Space Telescope Science Institute		13,554	
Direct	JWST-GO-01566.001-A	43.U01	Unid CFDA-National Aeronautics and Space Administration-Space Telescope Science Institute		3,788	
Direct	JWST-GO-01731.006-A	43.U01	Unid CFDA-National Aeronautics and Space Administration-Space Telescope Science Institute		753	
Direct	JWST-GO-01897.008-A	43.U01	Unid CFDA-National Aeronautics and Space Administration-Space Telescope Science Institute		4,564	
National Endowment for the Arts						
Direct	1884137-41-21	45.024	Promotion of the Arts Grants to Organizations and Individuals		4,676	
National Endowment for the Humanities						
Direct	HT-272556-20	45.169	Promotion of the Humanities Office of Digital Humanities		108,272	36,507
Direct	ZDH-283277-22	45.169	Promotion of the Humanities Office of Digital Humanities		39,212	
National Science Foundation						
Direct	1524814	47.076	STEM Education (formerly Education and Human Resources)		81,895	
Direct	1531330 Am 009	47.070	Computer and Information Science and Engineering		13,525	
Direct	1553234	47.041	Engineering		63,979	
Direct	1554936 am 004	47.050	Geosciences		1,056	
Direct	1611680-Amendment #1	47.049	Mathematical and Physical Sciences		5,791	
Direct	1617718	47.070	Computer and Information Science and Engineering		3,781	
Direct	1637875-Amendment #2	47.070	Computer and Information Science and Engineering		2,339	
Direct	1651575 Amendment #4	47.070	Computer and Information Science and Engineering		130,366	
Direct	1651825 Am 001	47.070	Computer and Information Science and Engineering		75,877	
Direct	1659963 Am 004	47.050	Geosciences		20,592	
Direct	1702816	47.050	Geosciences		81,220	

UNIVERSITY OF MINNESOTA

SCHEDULE OF EXPENDITURES OF FEDERAL AWARDS
FOR THE YEAR ENDED JUNE 30, 2023

Cluster, Agency, Subagency, Direct/Pass-through,Pass-through Entity	Award #	ALN#	ALN Program Title	COVID-19	Federal Expenditures	Subrecipient Expenditures
Direct	1703439	47.041	Engineering		\$ 94	\$ -
Direct	1704604	47.070	Computer and Information Science and Engineering		10,235	
Direct	1708275	47.041	Engineering		5,269	
Direct	1714196	47.074	Biological Sciences		(14)	
Direct	1714276 Amd 2	47.074	Biological Sciences		29,637	9,973
Direct	1714614-01	47.050	Geosciences		114,027	
Direct	1714805	47.070	Computer and Information Science and Engineering		42,873	
Direct	1717834	47.070	Computer and Information Science and Engineering		3,229	
Direct	1722738	47.070	Computer and Information Science and Engineering		11,536	
Direct	1724011 Amendment 001	47.074	Biological Sciences		14,202	
Direct	1728168	47.075	Social, Behavioral, and Economic Sciences		13,730	
Direct	1734815	47.076	STEM Education (formerly Education and Human Resources)		386,415	
Direct	1737827	47.074	Biological Sciences		15,792	
Direct	1743329	47.041	Engineering		8	
Direct	1745638 Am 4	47.049	Mathematical and Physical Sciences		370,650	
Direct	1748398-Amendment 002	47.041	Engineering		19,554	
Direct	1748625 Amd 5	47.074	Biological Sciences		76,601	
Direct	1749981 Amendment No. 002	47.070	Computer and Information Science and Engineering		119,104	
Direct	1750225	47.041	Engineering		68,178	
Direct	1753154	47.049	Mathematical and Physical Sciences		157,824	
Direct	1753632	47.074	Biological Sciences		3,537	
Direct	1754044 Amendment 001	47.074	Biological Sciences		35,272	
Direct	1759798	47.049	Mathematical and Physical Sciences		117,462	
Direct	1763761-Amendment 004	47.070	Computer and Information Science and Engineering		114,737	
Direct	1804840	47.041	Engineering		3,778	
Direct	1807461 Am. 2	47.070	Computer and Information Science and Engineering		114,292	
Direct	1809194	47.041	Engineering		5,421	
Direct	1813342	47.076	STEM Education (formerly Education and Human Resources)		39,063	
Direct	1813526 Amd 3	47.050	Geosciences		432,408	
Direct	1814759	47.070	Computer and Information Science and Engineering		6,115	
Direct	1816348	47.070	Computer and Information Science and Engineering		25,677	
Direct	1816740-Amendment #1	47.049	Mathematical and Physical Sciences		11,770	
Direct	1822192 Am 4	47.050	Geosciences		150,698	
Direct	1823530 Am 2	47.050	Geosciences		70,213	50,082
Direct	1829895 Amend. 1	47.050	Geosciences		766	
Direct	1830640	47.075	Social, Behavioral, and Economic Sciences		5,447	
Direct	1830950	47.041	Engineering		236,793	76,876
Direct	1834856-01	47.049	Mathematical and Physical Sciences		31,873	
Direct	1839286 Amd 11	47.076	STEM Education (formerly Education and Human Resources)		1,955,839	
Direct	1841006	47.050	Geosciences		169,236	
Direct	1845709	47.041	Engineering		30,497	
Direct	1846031-Amendment #3	47.070	Computer and Information Science and Engineering		62,268	
Direct	1847610	47.041	Engineering		48,165	
Direct	1850871	47.075	Social, Behavioral, and Economic Sciences		(689)	2,336
Direct	1850914	47.075	Social, Behavioral, and Economic Sciences		69,615	
Direct	1851106	47.050	Geosciences		68,800	
Direct	1854162	47.049	Mathematical and Physical Sciences		593	
Direct	1855194-Amendment 002	47.041	Engineering		21,999	
Direct	1855575-002	47.049	Mathematical and Physical Sciences		13,928	
Direct	1856491	47.049	Mathematical and Physical Sciences		92,760	
Direct	1856589	47.049	Mathematical and Physical Sciences		136,330	
Direct	1901802-002	47.049	Mathematical and Physical Sciences		39,412	
Direct	1903151	47.049	Mathematical and Physical Sciences		33,919	
Direct	1903564	47.041	Engineering		21,578	
Direct	1905204	47.049	Mathematical and Physical Sciences		122,295	
Direct	1914447	47.049	Mathematical and Physical Sciences		23,223	
Direct	1915363	47.076	STEM Education (formerly Education and Human Resources)		319,732	
Direct	1915842	47.049	Mathematical and Physical Sciences		48,313	
Direct	1916025	47.041	Engineering		12,940	
Direct	1923700	47.070	Computer and Information Science and Engineering		14,650	
Direct	1924799	47.050	Geosciences		71,777	
Direct	1928166 Am 1	47.049	Mathematical and Physical Sciences		110,681	
Direct	1928318	47.050	Geosciences		35,864	
Direct	1932771 amd 2	47.050	Geosciences		217,301	
Direct	1934182	47.074	Biological Sciences		35,217	
Direct	1935834	47.041	Engineering		162,663	

UNIVERSITY OF MINNESOTA

SCHEDULE OF EXPENDITURES OF FEDERAL AWARDS
FOR THE YEAR ENDED JUNE 30, 2023

Cluster, Agency, Subagency, Direct/Pass-through,Pass-through Entity	Award #	ALN#	ALN Program Title	COVID-19	Federal Expenditures	Subrecipient Expenditures
Direct	1939303	47.050	Geosciences		\$ 22,457	\$ -
Direct	1940128	47.050	Geosciences		74,283	
Direct	1942916 Amend 002	47.074	Biological Sciences		153,671	
Direct	1943715	47.041	Engineering		77,378	
Direct	1945525	47.049	Mathematical and Physical Sciences		131,697	
Direct	1947406	47.074	Biological Sciences		40,456	
Direct	1948058	47.050	Geosciences		40,613	
Direct	1950469	47.075	Social, Behavioral, and Economic Sciences		81,824	36,818
Direct	1953528	47.049	Mathematical and Physical Sciences		73,824	
Direct	2002441	47.050	Geosciences		21,510	
Direct	2002852	47.049	Mathematical and Physical Sciences		76,180	
Direct	2003208	47.049	Mathematical and Physical Sciences		42,562	
Direct	2009256	47.075	Social, Behavioral, and Economic Sciences		337,075	4,029
Direct	2013217	47.049	Mathematical and Physical Sciences		228,976	
Direct	2015120	47.049	Mathematical and Physical Sciences		29,524	
Direct	2020002	47.075	Social, Behavioral, and Economic Sciences		70,855	
Direct	2027000	47.041	Engineering		133,291	
Direct	2028754	47.050	Geosciences		625	
Direct	2030296	47.041	Engineering		100,975	
Direct	2030509	47.074	Biological Sciences	COVID-19	7,456	
Direct	2032354	47.041	Engineering		162,745	
Direct	2034385	47.041	Engineering		162,742	8,559
Direct	2036452	47.050	Geosciences		10,082	
Direct	2038293 Amendment 001	47.074	Biological Sciences		84,321	
Direct	2038722	47.049	Mathematical and Physical Sciences		213,368	
Direct	2039039	47.041	Engineering		143,168	
Direct	2039338	47.050	Geosciences		19,912	
Direct	2039582	47.078	Polar Programs		67,509	
Direct	2042194 Am 1	47.041	Engineering		48,652	
Direct	2042366	47.075	Social, Behavioral, and Economic Sciences		300	
Direct	2049554	47.050	Geosciences		42,464	
Direct	2100493	47.050	Geosciences		78,527	
Direct	2101413-2	47.076	STEM Education (formerly Education and Human Resources)		157,000	
Direct	2102835 Am 2	47.049	Mathematical and Physical Sciences		96,414	
Direct	2102919	47.050	Geosciences		96,064	
Direct	2103020	47.050	Geosciences		164,496	
Direct	2103711	47.049	Mathematical and Physical Sciences		228,576	
Direct	2109965	47.074	Biological Sciences		83,177	
Direct	2110238	47.049	Mathematical and Physical Sciences		128,744	
Direct	2110241	47.050	Geosciences		36,677	
Direct	2118252	47.070	Computer and Information Science and Engineering		9,902	
Direct	2121891	47.075	Social, Behavioral, and Economic Sciences		318,160	
Direct	2126273	47.041	Engineering		125,738	
Direct	2126662	47.050	Geosciences		129,467	
Direct	2130663	47.078	Polar Programs		6,373	
Direct	2131973	47.041	Engineering		6,232	
Direct	2133631	47.075	Social, Behavioral, and Economic Sciences		3,607	
Direct	2137264	47.041	Engineering		108,176	
Direct	2138934	47.076	STEM Education (formerly Education and Human Resources)		13,388	
Direct	2140582	47.074	Biological Sciences		4,120	
Direct	2141002	47.041	Engineering		127,911	
Direct	2142037	47.075	Social, Behavioral, and Economic Sciences		12,833	
Direct	2142248	47.076	STEM Education (formerly Education and Human Resources)		20,224	
Direct	2143162	47.049	Mathematical and Physical Sciences		33,455	
Direct	2143740	47.075	Social, Behavioral, and Economic Sciences		30,289	
Direct	2143776	47.074	Biological Sciences		192,008	
Direct	2143852	47.041	Engineering		94,215	
Direct	2145075	47.041	Engineering		54,806	
Direct	2146129	47.076	STEM Education (formerly Education and Human Resources)		117,913	
Direct	2147839	47.076	STEM Education (formerly Education and Human Resources)		173,751	30,583
Direct	2149053	47.075	Social, Behavioral, and Economic Sciences		146,415	53,073
Direct	2150796	47.050	Geosciences		106,597	
Direct	2151209	47.041	Engineering		73,770	
Direct	2151311	47.075	Social, Behavioral, and Economic Sciences		133,418	
Direct	2153352	47.070	Computer and Information Science and Engineering		98,503	
Direct	2154636	47.049	Mathematical and Physical Sciences		28,515	

UNIVERSITY OF MINNESOTA

SCHEDULE OF EXPENDITURES OF FEDERAL AWARDS
FOR THE YEAR ENDED JUNE 30, 2023

Cluster, Agency, Subagency, Direct/Pass-through,Pass-through Entity	Award #	ALN#	ALN Program Title	COVID-19	Federal Expenditures	Subrecipient Expenditures
Direct	2154989	47.070	Computer and Information Science and Engineering	\$	66,403	\$ -
Direct	2200890 DMS	47.049	Mathematical and Physical Sciences		23,047	
Direct	2202024	47.070	Computer and Information Science and Engineering		69,145	
Direct	2202484	47.070	Computer and Information Science and Engineering		48,681	
Direct	2203553	47.070	Computer and Information Science and Engineering		2,010	
Direct	2203624	47.049	Mathematical and Physical Sciences		79,401	
Direct	2203752	47.049	Mathematical and Physical Sciences		101,298	
Direct	2204656	47.070	Computer and Information Science and Engineering		70,684	
Direct	2204723	47.049	Mathematical and Physical Sciences		22,047	
Direct	2205585	47.041	Engineering		13,412	
Direct	2205663	47.049	Mathematical and Physical Sciences		92,910	
Direct	2205864	47.049	Mathematical and Physical Sciences		58,558	
Direct	2205885	47.049	Mathematical and Physical Sciences		30,051	
Direct	2206087	47.049	Mathematical and Physical Sciences		82,926	
Direct	2207699	47.070	Computer and Information Science and Engineering		69,431	
Direct	2210802	47.049	Mathematical and Physical Sciences		32,258	
Direct	2211491	47.070	Computer and Information Science and Engineering		37,289	
Direct	2211890	47.041	Engineering		42,974	
Direct	2212298	47.070	Computer and Information Science and Engineering		15,339	
Direct	2212345	47.070	Computer and Information Science and Engineering		53,431	
Direct	2213912	47.084	NSF Technology, Innovation, and Partnerships		70,230	
Direct	2214230	47.049	Mathematical and Physical Sciences		15,183	
Direct	2215526	47.041	Engineering		39,722	
Direct	2218074	47.050	Geosciences		126,855	
Direct	2218457	47.050	Geosciences		59,066	
Direct	2220286	47.070	Computer and Information Science and Engineering		61,440	
Direct	2220292	47.070	Computer and Information Science and Engineering		54,178	
Direct	2220509	47.070	Computer and Information Science and Engineering		16,799	
Direct	2220956 am 1	47.070	Computer and Information Science and Engineering		167,002	
Direct	2221050 EAR	47.050	Geosciences		72,549	
Direct	2221585	47.076	STEM Education (formerly Education and Human Resources)		52,489	
Direct	2224643	47.041	Engineering		213,436	
Direct	2224854	47.074	Biological Sciences		54,085	
Direct	2225057	47.074	Biological Sciences		142,420	
Direct	2225270	47.050	Geosciences		74,791	
Direct	2227450	47.070	Computer and Information Science and Engineering		17,696	
Direct	2227460	47.041	Engineering		42,415	
Direct	2227578	47.070	Computer and Information Science and Engineering		237,684	
Direct	2228034	47.041	Engineering		14,345	
Direct	2228307	47.075	Social, Behavioral, and Economic Sciences		58,376	
Direct	2228588	47.070	Computer and Information Science and Engineering		50,000	
Direct	2228971	47.041	Engineering		135,641	4,412
Direct	2230435	47.041	Engineering		23,267	
Direct	2230963	47.041	Engineering		134,312	
Direct	2231655	47.041	Engineering		32,078	
Direct	2232106	47.074	Biological Sciences		29,994	
Direct	2234270	47.041	Engineering		64,264	
Direct	2234509	47.084	NSF Technology, Innovation, and Partnerships		7,142	
Direct	2234769	47.041	Engineering		12,565	
Direct	2235146	47.084	NSF Technology, Innovation, and Partnerships		13,812	
Direct	2235734	47.075	Social, Behavioral, and Economic Sciences		3,556	
Direct	2238685	47.050	Geosciences		30,139	
Direct	2240238-001	47.076	STEM Education (formerly Education and Human Resources)		36,290	
Direct	2244111	47.049	Mathematical and Physical Sciences		28,561	
Direct	2244638	47.049	Mathematical and Physical Sciences		54,162	25,096
Direct	2303909	47.070	Computer and Information Science and Engineering		24,920	
Direct	2304712	47.070	Computer and Information Science and Engineering		19,985	
Direct	2304763	47.049	Mathematical and Physical Sciences		36,030	
Direct	2309660	47.070	Computer and Information Science and Engineering		30,975	
Direct	2310607	47.084	NSF Technology, Innovation, and Partnerships		18,605	
Direct	2311222	47.041	Engineering		3,827	
Direct	2312705	47.070	Computer and Information Science and Engineering		8,400	
Direct	2313788	47.050	Geosciences		39,118	
Direct	2313789	47.050	Geosciences		21,382	
Direct	2317261 EAR	47.050	Geosciences		2,966	
Direct	2318371	47.041	Engineering		14,091	

UNIVERSITY OF MINNESOTA

SCHEDULE OF EXPENDITURES OF FEDERAL AWARDS
FOR THE YEAR ENDED JUNE 30, 2023

Cluster, Agency, Subagency, Direct/Pass-through,Pass-through Entity	Award #	ALN#	ALN Program Title	COVID-19	Federal Expenditures	Subrecipient Expenditures
Direct	AGS 1752268 Am 4	47.050	Geosciences		\$ 301,846	\$ -
Direct	AGS 1840891	47.050	Geosciences		27,349	
Direct	AGS 2002474	47.050	Geosciences		14,029	
Direct	AGS-1748115	47.050	Geosciences		2,258	
Direct	AGS-1903504	47.050	Geosciences		64,119	
Direct	AGS-2035847	47.050	Geosciences	COVID-19	22,129	
Direct	AGS-2202913	47.050	Geosciences		11,253	
Direct	AST 1714204	47.049	Mathematical and Physical Sciences		6,705	
Direct	AST 1714205 Am 1	47.049	Mathematical and Physical Sciences		10,053	
Direct	AST 1814181 Am 004	47.049	Mathematical and Physical Sciences		61,825	
Direct	AST 1908823	47.049	Mathematical and Physical Sciences		120,008	
Direct	AST 2117236 Am1	47.049	Mathematical and Physical Sciences		126,207	
Direct	BCS 1636437	47.075	Social, Behavioral, and Economic Sciences		32,830	31,781
Direct	BCS 1738369	47.075	Social, Behavioral, and Economic Sciences		26,386	
Direct	BCS 1749255	47.075	Social, Behavioral, and Economic Sciences		10,648	
Direct	BCS 1758285	47.075	Social, Behavioral, and Economic Sciences		30,756	
Direct	BCS 2018642	47.075	Social, Behavioral, and Economic Sciences		3,262	
Direct	BCS 2152631-001	47.075	Social, Behavioral, and Economic Sciences		59,059	
Direct	CBET 1702352	47.041	Engineering		(3,735)	
Direct	CBET 1739191	47.041	Engineering		74,504	
Direct	CBET 1804702 Am 1	47.041	Engineering		38,974	
Direct	CBET 1845366	47.041	Engineering		120,088	
Direct	CBET 1916030 Amd 02	47.041	Engineering		127,756	
Direct	CBET 1926303	47.041	Engineering		104,419	
Direct	CBET 1930825	47.041	Engineering		44,023	
Direct	CBET 1935968	47.041	Engineering		60,908	
Direct	CBET 2002635	47.041	Engineering		145,739	
Direct	CBET 2016879 Am 1	47.041	Engineering		112,959	
Direct	CBET 2017071	47.041	Engineering		51,240	
Direct	CBET 2018658 Am 4	47.041	Engineering		132,861	20,001
Direct	CBET 2028652	47.041	Engineering		64,582	
Direct	CBET 2226579	47.041	Engineering		22,667	
Direct	CBET-1943988	47.041	Engineering		69,945	
Direct	CBET-2023932	47.041	Engineering		212,367	
Direct	CBET-2044077	47.041	Engineering		96,180	
Direct	CBET-2046527	47.041	Engineering		171,488	
Direct	CBET-2051313	47.041	Engineering		104,067	
Direct	CBET-2053370	47.041	Engineering		21,330	
Direct	CCF 1617771 Mod 004	47.070	Computer and Information Science and Engineering		40,444	
Direct	CCF 1651881 am 004	47.070	Computer and Information Science and Engineering		160,534	
Direct	CCF 1816406 Am 1	47.070	Computer and Information Science and Engineering		21,241	
Direct	CCF 1901134	47.070	Computer and Information Science and Engineering		152,934	
Direct	CCF 1907785	47.070	Computer and Information Science and Engineering		111,209	
Direct	CCF 2045237 Am 2	47.070	Computer and Information Science and Engineering		77,527	
Direct	CCF 2123987	47.070	Computer and Information Science and Engineering		190,712	
Direct	CCF 2212318	47.070	Computer and Information Science and Engineering		64,088	
Direct	CCF-1910385	47.070	Computer and Information Science and Engineering		133,610	
Direct	CCF-1954749-Amendment #3	47.070	Computer and Information Science and Engineering		146,217	
Direct	CCF-2036064	47.070	Computer and Information Science and Engineering	COVID-19	49,407	
Direct	CHE 1807330	47.049	Mathematical and Physical Sciences		7,326	
Direct	CHE 1851990	47.049	Mathematical and Physical Sciences		114,730	
Direct	CHE 1901635 amd02	47.049	Mathematical and Physical Sciences		4,024,666	1,880,140
Direct	CHE 1954751	47.049	Mathematical and Physical Sciences		126,295	
Direct	CHE 2003199	47.049	Mathematical and Physical Sciences		35,675	
Direct	CHE 2102095	47.049	Mathematical and Physical Sciences		125,822	
Direct	CHE 2149978	47.049	Mathematical and Physical Sciences		102,754	8,941
Direct	CHE 2154633	47.049	Mathematical and Physical Sciences		99,165	
Direct	CHE 2155042	47.049	Mathematical and Physical Sciences		132,628	
Direct	CHE 2203750	47.049	Mathematical and Physical Sciences		102,783	
Direct	CHE-1552849 Am 002	47.049	Mathematical and Physical Sciences		17,444	
Direct	CHE-1904071	47.049	Mathematical and Physical Sciences		62,692	
Direct	CHE-1904858	47.049	Mathematical and Physical Sciences		47,284	
Direct	CHE-1955186	47.049	Mathematical and Physical Sciences		60,355	
Direct	CHE-2003246	47.049	Mathematical and Physical Sciences		134,477	
Direct	CHE-2107427	47.049	Mathematical and Physical Sciences		81,308	
Direct	CMMI 1727757	47.041	Engineering		52,337	

UNIVERSITY OF MINNESOTA

SCHEDULE OF EXPENDITURES OF FEDERAL AWARDS
FOR THE YEAR ENDED JUNE 30, 2023

Cluster, Agency, Subagency, Direct/Pass-through,Pass-through Entity	Award #	ALN#	ALN Program Title	COVID-19	Federal Expenditures	Subrecipient Expenditures
Direct	CMMI 1760689	47.041	Engineering	\$	20,820	\$ -
Direct	CMMI 1831140	47.041	Engineering		100,986	6,434
Direct	CMMI 1935514	47.041	Engineering		122,002	
Direct	CMMI 2100765	47.041	Engineering		102,898	
Direct	CMMI-2038403	47.041	Engineering		210,257	
Direct	CMMI-2038559	47.041	Engineering		53,323	
Direct	CMMI-2112894	47.041	Engineering		193,240	
Direct	CMMI-2122856	47.041	Engineering		82,031	
Direct	CMR 1725272	47.049	Mathematical and Physical Sciences		7,907	
Direct	CNS - 1737633 Amendment Number 002	47.070	Computer and Information Science and Engineering		72,273	55,627
Direct	CNS - 1915122 Amd 06	47.070	Computer and Information Science and Engineering		57,987	
Direct	CNS 1812537	47.070	Computer and Information Science and Engineering		18,252	
Direct	CNS 1814322	47.070	Computer and Information Science and Engineering		42,627	
Direct	CNS 1814753	47.070	Computer and Information Science and Engineering		111,557	
Direct	CNS 1815757	47.070	Computer and Information Science and Engineering		55,699	
Direct	CNS 1829156 Amd Number 003	47.070	Computer and Information Science and Engineering		(8,377)	
Direct	CNS 1901103	47.070	Computer and Information Science and Engineering		142,020	
Direct	CNS 1919631-Amendment #5	47.070	Computer and Information Science and Engineering		432,177	
Direct	CNS 1919965 Am 1	47.070	Computer and Information Science and Engineering		15,794	
Direct	CNS 1931208	47.070	Computer and Information Science and Engineering		116,378	
Direct	CNS 1939033-Amendment #4	47.070	Computer and Information Science and Engineering		396,295	
Direct	CNS 2016397	47.070	Computer and Information Science and Engineering		25,308	
Direct	CNS 2045478	47.070	Computer and Information Science and Engineering		80,056	
Direct	CNS 2106771 Am 1	47.070	Computer and Information Science and Engineering		230,929	
Direct	CNS 2128489 Am 1	47.070	Computer and Information Science and Engineering		155,766	
Direct	CNS 2240197	47.070	Computer and Information Science and Engineering		39,461	
Direct	CNS-1338042 Am 10	47.070	Computer and Information Science and Engineering		1,750	
Direct	CNS-1836772-Amendment 3	47.070	Computer and Information Science and Engineering		86,025	
Direct	CNS-1908566-003	47.070	Computer and Information Science and Engineering		91,153	
Direct	CNS-2000302	47.070	Computer and Information Science and Engineering		28,632	
Direct	CNS-2003033	47.070	Computer and Information Science and Engineering		41,168	
Direct	CNS-2027596	47.070	Computer and Information Science and Engineering		143,683	87,182
Direct	CNS-2050540	47.070	Computer and Information Science and Engineering		132,729	
Direct	CNS-2103256 Am 1	47.070	Computer and Information Science and Engineering		366,269	120,574
Direct	CNS-2106090 Am 1	47.070	Computer and Information Science and Engineering		54,291	
Direct	CNS-2154078	47.070	Computer and Information Science and Engineering		46,648	
Direct	CNS-2247434	47.070	Computer and Information Science and Engineering		3,443	
Direct	DBI 2021898 Amendment 005	47.074	Biological Sciences		1,941,969	758,786
Direct	DBI 2042159 Am 2	47.074	Biological Sciences		184,508	16,500
Direct	DBI-1919462 Amendment 002	47.074	Biological Sciences		120,736	44,187
Direct	DBI-2018592	47.074	Biological Sciences		17,960	
Direct	DEB - 1556529 Amendment 004	47.074	Biological Sciences		24,399	
Direct	DEB 1654609 Amendment 002	47.074	Biological Sciences		54,976	
Direct	DEB 1655559 Amd 02	47.074	Biological Sciences		6,880	
Direct	DEB 1753859 Amd No. 04	47.074	Biological Sciences		102,080	
Direct	DEB 1754026	47.074	Biological Sciences		38,202	
Direct	DEB 1754246 Amendment 002	47.074	Biological Sciences		283,860	
Direct	DEB 1831944 Amendment No. 009	47.074	Biological Sciences		1,301,209	
Direct	DEB 1845334 Amendment 005	47.074	Biological Sciences		234,494	
Direct	DEB 1939226	47.074	Biological Sciences		91,146	
Direct	DEB 2015210	47.074	Biological Sciences		57,911	
Direct	DEB 2017843	47.074	Biological Sciences		17,803	
Direct	DEB 2019518	47.074	Biological Sciences		241,927	
Direct	DEB 2030036 am 2	47.074	Biological Sciences		408,143	297,686
Direct	DEB 2045382 Amendment 003	47.074	Biological Sciences		1,033,266	
Direct	DEB 2045610 Amendment 2	47.074	Biological Sciences		207,438	
Direct	DEB 2050455-Amendment 003	47.074	Biological Sciences		101,007	
Direct	DEB 2106069	47.074	Biological Sciences		44,234	
Direct	DEB 2113746 Amendment 001	47.074	Biological Sciences		9,366	
Direct	DEB 2113784	47.074	Biological Sciences		301,107	
Direct	DEB 2129312	47.074	Biological Sciences		61,378	
Direct	DEB 2129332	47.074	Biological Sciences		238,884	
Direct	DEB 2212083	47.074	Biological Sciences		91,184	
Direct	DEB 2224852	47.074	Biological Sciences		80,217	
Direct	DEB-2015798	47.074	Biological Sciences		19,743	
Direct	DGE 1922512	47.076	STEM Education (formerly Education and Human Resources)		599,665	

UNIVERSITY OF MINNESOTA

SCHEDULE OF EXPENDITURES OF FEDERAL AWARDS
FOR THE YEAR ENDED JUNE 30, 2023

Cluster, Agency, Subagency, Direct/Pass-through,Pass-through Entity	Award #	ALN#	ALN Program Title	COVID-19	Federal Expenditures	Subrecipient Expenditures
Direct	DGE 2237827	47.076	STEM Education (formerly Education and Human Resources)		\$ 1,732,664	\$ -
Direct	DGE-1840377, Amend. 2	47.076	STEM Education (formerly Education and Human Resources)		16,383	
Direct	DGE-2152119	47.076	STEM Education (formerly Education and Human Resources)		146,079	
Direct	DMR 1801993	47.049	Mathematical and Physical Sciences		165,542	
Direct	DMR 1806419	47.049	Mathematical and Physical Sciences		6,128	
Direct	DMR 1834251-02	47.049	Mathematical and Physical Sciences		341,062	
Direct	DMR 1838977	47.049	Mathematical and Physical Sciences		92,023	
Direct	DMR 1852044	47.049	Mathematical and Physical Sciences		71,707	
Direct	DMR 1929311	47.049	Mathematical and Physical Sciences		122,838	
Direct	DMR 1939956	47.049	Mathematical and Physical Sciences		135,017	
Direct	DMR 1944498-Amendment #2	47.049	Mathematical and Physical Sciences		108,853	
Direct	DMR 1944557 Am 1	47.049	Mathematical and Physical Sciences		69,162	
Direct	DMR 2002817 Am 2	47.049	Mathematical and Physical Sciences		96,717	
Direct	DMR 2003668	47.049	Mathematical and Physical Sciences		83,550	
Direct	DMR 2003706-Amendment #1	47.049	Mathematical and Physical Sciences		127,455	
Direct	DMR 2011401 Am 5	47.049	Mathematical and Physical Sciences		3,833,888	31,380
Direct	DMR 2037654 Am 1	47.049	Mathematical and Physical Sciences		115,514	
Direct	DMR 2046020	47.049	Mathematical and Physical Sciences		101,655	
Direct	DMR 2103630	47.049	Mathematical and Physical Sciences		244,629	
Direct	DMR 2103704 Am 2	47.049	Mathematical and Physical Sciences		126,783	
Direct	DMR-1904853	47.049	Mathematical and Physical Sciences		178,285	
Direct	DMR-1921629	47.049	Mathematical and Physical Sciences		265,400	
Direct	DMR-1922165	47.049	Mathematical and Physical Sciences		293,694	
Direct	DMR-2003454	47.049	Mathematical and Physical Sciences		168,755	
Direct	DMS - 1953962	47.049	Mathematical and Physical Sciences		8,881	
Direct	DMS 1752184 Am 003	47.070	Computer and Information Science and Engineering		81,888	
Direct	DMS 1839077	47.049	Mathematical and Physical Sciences		105,255	
Direct	DMS 1846854 Amd 06	47.049	Mathematical and Physical Sciences		82,674	
Direct	DMS 1912048	47.049	Mathematical and Physical Sciences		86,445	
Direct	DMS 1912646	47.049	Mathematical and Physical Sciences		7,250	
Direct	DMS 1944925 Amendment #4	47.049	Mathematical and Physical Sciences		91,022	
Direct	DMS 1949896	47.049	Mathematical and Physical Sciences		72,624	
Direct	DMS 1952539	47.049	Mathematical and Physical Sciences		53,028	
Direct	DMS 1956092	47.049	Mathematical and Physical Sciences		117,550	
Direct	DMS 2000288-Amendment #2	47.049	Mathematical and Physical Sciences		58,498	
Direct	DMS 2000940	47.049	Mathematical and Physical Sciences		3,927	
Direct	DMS 2001257 Amendment #2	47.049	Mathematical and Physical Sciences		62,842	
Direct	DMS 2006731	47.049	Mathematical and Physical Sciences		69,097	
Direct	DMS 2009352	47.049	Mathematical and Physical Sciences		43,046	
Direct	DMS 2052465-03	47.049	Mathematical and Physical Sciences		22,796	
Direct	DMS 2112887	47.049	Mathematical and Physical Sciences		35,408	
Direct	DMS 2134148	47.049	Mathematical and Physical Sciences		145,510	
Direct	DMS 2143722	47.049	Mathematical and Physical Sciences		28,483	
Direct	DMS 2143844	47.049	Mathematical and Physical Sciences		68,846	
Direct	DMS 2152746	47.049	Mathematical and Physical Sciences		29,070	
Direct	DMS 2210312	47.049	Mathematical and Physical Sciences		41,798	
Direct	DMS 2210712	47.049	Mathematical and Physical Sciences		57,834	
Direct	DMS-1659047	47.049	Mathematical and Physical Sciences		(140)	
Direct	DMS-1853357-Amendment #1	47.049	Mathematical and Physical Sciences		87,155	
Direct	DMS-1902903 am 2	47.049	Mathematical and Physical Sciences		14,538	11,643
Direct	DMS-1906129	47.049	Mathematical and Physical Sciences		116,054	
Direct	DMS-1907391 Amendment #1	47.049	Mathematical and Physical Sciences		30,649	
Direct	DMS-1916013	47.049	Mathematical and Physical Sciences		64,739	
Direct	DMS-1916014	47.049	Mathematical and Physical Sciences		26,151	
Direct	DMS-1945179-Amendment #3	47.049	Mathematical and Physical Sciences		112,890	
Direct	DMS-2001101	47.049	Mathematical and Physical Sciences		29,475	
Direct	DMS-2011324	47.049	Mathematical and Physical Sciences		72,925	
Direct	DMS-2015550-Amendment #2	47.049	Mathematical and Physical Sciences		53,992	
Direct	DMS-2053288	47.049	Mathematical and Physical Sciences		79,800	
Direct	DMS-2054606	47.049	Mathematical and Physical Sciences		85,456	
Direct	DMS-2101392	47.049	Mathematical and Physical Sciences		79,429	
Direct	DMS-2124913	47.049	Mathematical and Physical Sciences		96,522	
Direct	DMS-2143719 Amd 001	47.049	Mathematical and Physical Sciences		62,600	
Direct	DMS-2152766	47.049	Mathematical and Physical Sciences		28,253	
Direct	DMS-2154001 Amd 001	47.049	Mathematical and Physical Sciences		60,816	
Direct	DMS-2206872	47.049	Mathematical and Physical Sciences		2,182	

UNIVERSITY OF MINNESOTA

SCHEDULE OF EXPENDITURES OF FEDERAL AWARDS
FOR THE YEAR ENDED JUNE 30, 2023

Cluster, Agency, Subagency, Direct/Pass-through,Pass-through Entity	Award #	ALN#	ALN Program Title	COVID-19	Federal Expenditures	Subrecipient Expenditures
Direct	DMS-2208062	47.049	Mathematical and Physical Sciences		\$ 13,527	\$ -
Direct	DMS-2208456	47.049	Mathematical and Physical Sciences		66,080	
Direct	DMS2225145	47.049	Mathematical and Physical Sciences		15,000	
Direct	DMS-2232885	47.049	Mathematical and Physical Sciences		49,984	
Direct	DMS-2243188	47.049	Mathematical and Physical Sciences		17,613	
Direct	DMS-2247174	47.049	Mathematical and Physical Sciences		26,791	
Direct	DMS-2302476	47.049	Mathematical and Physical Sciences		3,858	
Direct	DRL 1906654	47.076	STEM Education (formerly Education and Human Resources)		28,582	
Direct	DRL-2302406	47.076	STEM Education (formerly Education and Human Resources)		100,336	
Direct	DUE 1458060	47.076	STEM Education (formerly Education and Human Resources)		87,204	
Direct	DUE 2045139	47.076	STEM Education (formerly Education and Human Resources)		53,745	
Direct	DUE 2111119 Amendment 003	47.076	STEM Education (formerly Education and Human Resources)		189,402	63,259
Direct	DUE 2141979	47.076	STEM Education (formerly Education and Human Resources)		112,004	
Direct	DUE 2235413	47.076	STEM Education (formerly Education and Human Resources)		2,485	
Direct	DUE-2000527 Am 002	47.076	STEM Education (formerly Education and Human Resources)		110,480	
Direct	DUE-2030342	47.076	STEM Education (formerly Education and Human Resources)		88,905	
Direct	EAR - 1727203	47.050	Geosciences		11,423	
Direct	EAR 1642268 Amd 06	47.050	Geosciences		3,615	
Direct	EAR 1749727 Amendment 004	47.050	Geosciences		131,516	
Direct	EAR 1759071-04	47.050	Geosciences		52,730	
Direct	EAR 1827220-02	47.050	Geosciences		23,379	
Direct	EAR 1849425	47.050	Geosciences		26,342	
Direct	EAR 1850683	47.050	Geosciences		24,491	
Direct	EAR 1903606	47.050	Geosciences		13,994	
Direct	EAR 1903710	47.050	Geosciences		65,533	
Direct	EAR 1925506	47.050	Geosciences		15,641	
Direct	EAR 1944782 Am 3	47.050	Geosciences		133,745	
Direct	EAR 1944998-01	47.050	Geosciences		78,929	
Direct	EAR 1949895-002	47.050	Geosciences		55,668	
Direct	EAR 1951112-02	47.050	Geosciences		1,330,947	
Direct	EAR 2016215	47.050	Geosciences		143,343	
Direct	EAR 2022433_01	47.050	Geosciences		157,115	
Direct	EAR 2023061 -001	47.050	Geosciences		7,113	
Direct	EAR 2044535 Am 002	47.050	Geosciences		142,601	
Direct	EAR 2046015 Amd #1	47.050	Geosciences		49,739	
Direct	EAR 2054597	47.050	Geosciences		72,640	
Direct	EAR 2148616-01	47.050	Geosciences		20,352	
Direct	EAR 2153786	47.050	Geosciences		465,560	
Direct	EAR 2153802	47.050	Geosciences		11,004	
Direct	EAR 2218305	47.050	Geosciences		112,975	
Direct	EAR-1338322-009	47.050	Geosciences		103,271	
Direct	EAR-1602788	47.050	Geosciences		14,371	
Direct	EAR-1754061	47.050	Geosciences		26,729	
Direct	EAR-1755805	47.050	Geosciences		4,969	
Direct	EAR-1803725 Amend 1 & 2	47.050	Geosciences		33,459	
Direct	EAR-1812752	47.050	Geosciences		26,338	
Direct	EAR-1813508	47.050	Geosciences		42,489	
Direct	EAR-1847612-02	47.050	Geosciences		92,541	
Direct	EAR-1904159	47.050	Geosciences		17,235	
Direct	EAR-1925884	47.050	Geosciences		98,664	
Direct	EAR-1946911-01	47.050	Geosciences		164,806	
Direct	EAR-2003076	47.050	Geosciences		29,305	
Direct	EAR-2029645	47.050	Geosciences		87,597	
Direct	EAR-2039341	47.050	Geosciences		48,582	
Direct	EAR-2050893	47.050	Geosciences		20,033	
Direct	EAR-2054177	47.050	Geosciences		109,624	
Direct	EAR-2103072	47.050	Geosciences		71,022	
Direct	EAR-2127476	47.050	Geosciences		245,657	
Direct	EAR-2209591	47.050	Geosciences		66,221	
Direct	ECCS 1808160	47.041	Engineering		89,721	
Direct	ECCS 2025124 Amendment #4	47.041	Engineering		935,625	
Direct	ECCS 2045239 Am 2	47.041	Engineering		115,578	
Direct	ECCS 2144080	47.070	Computer and Information Science and Engineering		48,743	
Direct	ECCS-1936560 Amendment #1	47.041	Engineering		55,165	
Direct	ECCS-2030096 Amd 1	47.041	Engineering		48,529	
Direct	ECCS-2102312 Amendment #1	47.041	Engineering	COVID-19	125,424	

UNIVERSITY OF MINNESOTA

SCHEDULE OF EXPENDITURES OF FEDERAL AWARDS
FOR THE YEAR ENDED JUNE 30, 2023

Cluster, Agency, Subagency, Direct/Pass-through,Pass-through Entity	Award #	ALN#	ALN Program Title	COVID-19	Federal Expenditures	Subrecipient Expenditures
Direct	ECCS-2126052	47.041	Engineering		\$ 101,837	\$ -
Direct	ECCS-2128593 ECCS-2128593 Amendment #1	47.041	Engineering		73,527	
Direct	EEC 1852382	47.041	Engineering		111,133	
Direct	EEC 1941543 Am 003	47.041	Engineering		6,086,264	3,663,250
Direct	EEC-1953396	47.041	Engineering		26,262	
Direct	EF 1934496	47.074	Biological Sciences		196,616	
Direct	EF 2022050	47.074	Biological Sciences		96,098	
Direct	EFMA 1741660	47.041	Engineering		83,591	41,356
Direct	HRD 1712619 Amd 5	47.076	STEM Education (formerly Education and Human Resources)		660,104	198,594
Direct	HRD 2201809	47.076	STEM Education (formerly Education and Human Resources)		31,055	
Direct	ICER 2025156	47.050	Geosciences		585	
Direct	ICER 2127221	47.050	Geosciences		(530)	
Direct	ICER 2129363 Amd 1	47.050	Geosciences		15,738	
Direct	ICER-2022931	47.050	Geosciences		71,988	
Direct	IIP 1919036	47.041	Engineering		77,825	
Direct	IIP 2041968	47.041	Engineering		13,836	
Direct	IIP 2043044 Am 2	47.041	Engineering		10,154	
Direct	IIP 2050871	47.041	Engineering		18,853	
Direct	IIP 2120068 NCE	47.041	Engineering		12,577	
Direct	IIP 2136350	47.041	Engineering		42,164	
Direct	IIP-1439728 Am 11	47.041	Engineering		(84,714)	
Direct	IIP-1919190 Am 1	47.041	Engineering		46,182	
Direct	IIP-2016330	47.041	Engineering		37,697	
Direct	IIP-2016390-Amendment #3	47.041	Engineering		17,364	
Direct	IIS 1715200 Am 001	47.070	Computer and Information Science and Engineering		50,305	
Direct	IIS 1838159-Amendment #3	47.070	Computer and Information Science and Engineering		310,648	
Direct	IIS 1901099-Amendment #4	47.070	Computer and Information Science and Engineering		220,432	
Direct	IIS 1901423 Amd 05	47.070	Computer and Information Science and Engineering		248,866	
Direct	IIS 1907855	47.070	Computer and Information Science and Engineering		182,051	
Direct	IIS 1908711	47.070	Computer and Information Science and Engineering		184,969	
Direct	IIS 1927190	47.070	Computer and Information Science and Engineering		25,089	
Direct	IIS 2006894 Amd 03	47.070	Computer and Information Science and Engineering		102,759	
Direct	IIS 2143730 Amd 001	47.041	Engineering		84,402	
Direct	IIS 2222903	47.041	Engineering		7,265	
Direct	IIS-1704074 Am 001	47.070	Computer and Information Science and Engineering		286,924	64,370
Direct	IIS-1849107	47.070	Computer and Information Science and Engineering		263,302	
Direct	IIS-2011542	47.070	Computer and Information Science and Engineering		107,682	
Direct	IIS-2022894-Amendment #1	47.070	Computer and Information Science and Engineering		151,170	
Direct	IIS-2024581-Amendment #2	47.070	Computer and Information Science and Engineering		216,523	
Direct	IIS-2029535	47.070	Computer and Information Science and Engineering	COVID-19	10,656	
Direct	IIS-2040459	47.070	Computer and Information Science and Engineering	COVID-19	17,776	
Direct	IIS-2143197	47.070	Computer and Information Science and Engineering		5,158	
Direct	IIS-2232551	47.070	Computer and Information Science and Engineering		22,853	
Direct	IOS 1546727	47.074	Biological Sciences		124,128	120,678
Direct	IOS 1645460	47.074	Biological Sciences		63,495	
Direct	IOS 1844331	47.074	Biological Sciences		124,795	
Direct	IOS 1856724	47.074	Biological Sciences		167,862	
Direct	IOS 1856744 Am 002	47.074	Biological Sciences		337,723	151,589
Direct	IOS 1933076	47.074	Biological Sciences		74,220	
Direct	IOS 1933291	47.074	Biological Sciences		143,554	
Direct	IOS 1934384	47.074	Biological Sciences		798,570	492,024
Direct	IOS 2019304	47.074	Biological Sciences		84,844	
Direct	IOS 2022253 Amendment 001	47.074	Biological Sciences		115,143	
Direct	IOS 2029549	47.074	Biological Sciences		198,899	
Direct	IOS 2154204 Amendment 001	47.074	Biological Sciences		17,709	
Direct	IOS 2206920 Amendment 001	47.074	Biological Sciences		258,686	
Direct	IOS-1935351	47.074	Biological Sciences		193,632	
Direct	IOS-1935458	47.074	Biological Sciences		196,646	
Direct	IOS-2025297	47.074	Biological Sciences		288,397	
Direct	MCB - 1616854	47.074	Biological Sciences		(3,137)	
Direct	MCB 1715293	47.074	Biological Sciences		816	
Direct	MCB 1815584 Amendment 001	47.074	Biological Sciences		39,851	
Direct	MCB 1818293	47.074	Biological Sciences		47,514	
Direct	MCB 1901145	47.074	Biological Sciences		214,672	
Direct	MCB 2017932	47.074	Biological Sciences		88,042	
Direct	MCB 2148165	47.074	Biological Sciences		115,681	

UNIVERSITY OF MINNESOTA

SCHEDULE OF EXPENDITURES OF FEDERAL AWARDS
FOR THE YEAR ENDED JUNE 30, 2023

Cluster, Agency, Subagency, Direct/Pass-through,Pass-through Entity	Award #	ALN#	ALN Program Title	COVID-19	Federal Expenditures	Subrecipient Expenditures
Direct	MCB-1915154 Amd 002	47.074	Biological Sciences		\$ 169,091	\$ -
Direct	MCB-2042704 am 002	47.074	Biological Sciences		319,185	142,182
Direct	NS Prog-NSF Res IPA	47.UXX	Unid CFDA-National Science Foundation		180,662	
Direct	NSF-2123497	47.075	Social, Behavioral, and Economic Sciences		134,199	73,215
Direct	NSF-2200907	47.070	Computer and Information Science and Engineering		19,516	
Direct	OAC 1829708	47.070	Computer and Information Science and Engineering		28,367	
Direct	OAC 1835530	47.070	Computer and Information Science and Engineering		183,862	15,440
Direct	OAC 1934721-Amendment 001	47.070	Computer and Information Science and Engineering		101,302	
Direct	OAC 1938914	47.070	Computer and Information Science and Engineering		65,749	
Direct	OAC 2037773	47.070	Computer and Information Science and Engineering		227,371	156,117
Direct	OAC 2039575	47.070	Computer and Information Science and Engineering		423,891	
Direct	OAC-1916252	47.070	Computer and Information Science and Engineering		42,195	
Direct	OAC-1931304	47.070	Computer and Information Science and Engineering		70,849	
Direct	OAC-1939916	47.070	Computer and Information Science and Engineering		115,694	
Direct	OAC-2103627	47.070	Computer and Information Science and Engineering		142,743	
Direct	OCE - 1737368	47.050	Geosciences		2,212	
Direct	OCE 1736679	47.050	Geosciences		52,672	
Direct	OCE 1827948-002	47.050	Geosciences		22,317	
Direct	OCE 2048542-02	47.050	Geosciences		18,516	
Direct	OCE-1635560	47.050	Geosciences		19,302	
Direct	OCE-1736677	47.050	Geosciences		9,021	
Direct	OCE-1822556 Amendment 010	47.050	Geosciences		317,404	
Direct	OCE-1822557 amend. 9	47.050	Geosciences		68,821	
Direct	OCE-1948646	47.050	Geosciences		(3)	
Direct	OCE-2044916	47.050	Geosciences		118,006	
Direct	OCE-2220898	47.050	Geosciences		19,017	
Direct	OISE 2020174 Amendment #3	47.079	Office of International Science and Engineering		177,276	
Direct	OPP 1916982	47.078	Polar Programs		47,115	
Direct	OPP 2102294	47.078	Polar Programs		310,059	
Direct	OPP 2129685-005	47.078	Polar Programs		1,806,394	
Direct	OPP 2220444	47.049	Mathematical and Physical Sciences		91,415	
Direct	OPP-1744989-02	47.050	Geosciences		26,493	
Direct	OPP-2032463-Amendment #1	47.078	Polar Programs		121,430	
Direct	PHY 1705603	47.049	Mathematical and Physical Sciences		88,076	
Direct	PHY 1806798	47.049	Mathematical and Physical Sciences		53,327	
Direct	PHY 2010970 Am 3	47.049	Mathematical and Physical Sciences		93,964	
Direct	PHY 2011675-Amendment #2	47.049	Mathematical and Physical Sciences		61,170	
Direct	PHY 2020695	47.083	Integrative Activities		273,169	
Direct	PHY 2049645	47.049	Mathematical and Physical Sciences		146,373	
Direct	PHY 2110737 A002	47.049	Mathematical and Physical Sciences		141,721	
Direct	PLR 1559691 14	47.078	Polar Programs		3,110,168	362,850
Direct	PLR 1638970 Am 6	47.050	Geosciences		445,038	
Direct	PLR-1419935 006 amend 13	47.050	Geosciences		374,541	
Direct	SES 1728056	47.075	Social, Behavioral, and Economic Sciences		93,742	
Direct	SES 1729117	47.075	Social, Behavioral, and Economic Sciences		11,786	
Direct	SES 1852842 Amd 4	47.075	Social, Behavioral, and Economic Sciences		1,391,149	
Direct	SES 2020863 Amendment 001	47.075	Social, Behavioral, and Economic Sciences		39,755	
Direct	SES 2048454	47.075	Social, Behavioral, and Economic Sciences	COVID-19	34,400	
Direct	SES 2214248	47.075	Social, Behavioral, and Economic Sciences		827	
Direct	SES 2215074	47.075	Social, Behavioral, and Economic Sciences		61,540	
Direct	SES-1825768 Am 1	47.075	Social, Behavioral, and Economic Sciences		271,777	2,385
Direct	SES-2217896	47.075	Social, Behavioral, and Economic Sciences		30,871	
Direct	SMA 1757390	47.075	Social, Behavioral, and Economic Sciences		48,089	
Direct	SMA 1829168	47.075	Social, Behavioral, and Economic Sciences		78,941	
Direct	SMA 1829255	47.075	Social, Behavioral, and Economic Sciences		39,281	
Direct	SMA-2220611	47.041	Engineering		135,118	9,477
Direct	TI 2042111	47.041	Engineering		142,745	
Passthrough:						
American Society for Eng Ed	769-2081	47.041	Engineering		53,365	
Berd LLC	CON-78788 IIP 1951193	47.041	Engineering		9,395	
Bespoke Biotherapeutics LLC	Subaward No. 2206743	47.084	NSF Technology, Innovation, and Partnerships		39,537	
Boise State University	CON-100799 ITE 2235992	47.084	NSF Technology, Innovation, and Partnerships		5,079	
Brown University	00001900	47.075	Social, Behavioral, and Economic Sciences		11,086	
California Institute of Technology	S386510 (Formerly 44E-1098314) Am 4	47.050	Geosciences		100,709	
Carnegie Mellon University	1123422-427030-Amendment #1	47.070	Computer and Information Science and Engineering		30,501	
Carnegie Mellon University	1123493-439541	47.070	Computer and Information Science and Engineering		174,486	

UNIVERSITY OF MINNESOTA

SCHEDULE OF EXPENDITURES OF FEDERAL AWARDS
FOR THE YEAR ENDED JUNE 30, 2023

Cluster, Agency, Subagency, Direct/Pass-through,Pass-through Entity	Award #	ALN#	ALN Program Title	COVID-19	Federal Expenditures	Subrecipient Expenditures
Cellulose Sciences International, Inc	RI 01	47.041	Engineering		\$ 162	\$ -
Clemson University	2271-206-2014423 Amd 04	47.041	Engineering		124,590	
Columbia University	3(GG017158-01) / PO SAPO G16432 Am 1	47.050	Geosciences		109,817	
Computing Research Association	2021-CIF-UMinnesota-63	47.070	Computer and Information Science and Engineering		132,579	
Computing Research Association	CIF2020-UMN-54	47.070	Computer and Information Science and Engineering		60,234	
Computing Research Association	CNS2123180-CRA-UMN	47.070	Computer and Information Science and Engineering		8,645	
Cornell University	142718-21704	47.074	Biological Sciences		55,319	
Cornell University	79433-20663 Amd 4	47.049	Mathematical and Physical Sciences		191,383	
Cornerstone Genomics, LLC	2025936	47.041	Engineering		21,740	
Council of Graduate Schools	CON-97668 DGE 2100343	47.076	STEM Education (formerly Education and Human Resources)		4,987	
Drexel University	PO# U0284701, 920202	47.049	Mathematical and Physical Sciences		10,125	
Florida Atlantic University	UR-K161 Am. 3	47.074	Biological Sciences		60,731	
Harvard University	124296-5117308	47.041	Engineering		31,985	
J Craig Venter Institute	JCVI-18-019 Mod. 4	47.074	Biological Sciences		38,510	
Johns Hopkins University	157142 Am 2	47.050	Geosciences		19,398	
Johns Hopkins University	2003129510 Amd 05	47.075	Social, Behavioral, and Economic Sciences		16,746	
Loyola University of Chicago	521360-UMN	47.041	Engineering		18,011	
Michigan State University	RC108100UMN Amd 4	47.074	Biological Sciences		12,205	
Michigan Technological University	Sub # 160304024 / PO # P0098194	47.041	Engineering		14,540	
Missouri Univ of Science & Technology	00071609-02	47.050	Geosciences		4,706	
National Inst for Pharm Technology & Educ	NIPTe-U01-MN2023001	47.041	Engineering		13,274	
New Jersey Institute of Technology	CON-102730 EEC 2137209	47.041	Engineering		9,245	
Oregon State University	S2306F-L Amd 2	47.078	Polar Programs		205,718	
Oregon State University	S2306L-K (wasS2306M-N) amend 3	47.078	Polar Programs		14,435	
Pasadena City College	B210058 / 2000281	47.076	STEM Education (formerly Education and Human Resources)		32,326	
Pennsylvania State University	5942-UM-NSF-4313	47.049	Mathematical and Physical Sciences		189,845	
Princeton University	SUB0000265-3	47.070	Computer and Information Science and Engineering		24,315	
Princeton University	SUB0000351-Amendment #3	47.041	Engineering		33,829	
Purdue University	10001765-036	47.079	Office of International Science and Engineering		23,062	
Rice University	X03053005	47.049	Mathematical and Physical Sciences		80,023	
Smith College	636550-3	47.070	Computer and Information Science and Engineering		16,194	
St Cloud State University	PO 73798/Req 106604097	47.076	STEM Education (formerly Education and Human Resources)		14,469	
Stanford University	61942785-134448 Am 6	47.049	Mathematical and Physical Sciences		220,588	
Superior Nano LLC	2121222-1	47.084	NSF Technology, Innovation, and Partnerships		43,979	
Texas A&M University	M2001694 Amd 2	47.074	Biological Sciences		1,777	
The University of Arizona	635186 Am 1	47.076	STEM Education (formerly Education and Human Resources)		29,315	
The University of Georgia	SUB00002552	47.074	Biological Sciences		223,552	
The University of Georgia	SUB00002645	47.074	Biological Sciences		151,051	
The University of Iowa	S03938-01	47.075	Social, Behavioral, and Economic Sciences		25,180	
The University of Kansas	FY2023-023	47.074	Biological Sciences		24,370	
The University of New Mexico	986136-87AC Amendment 01	47.074	Biological Sciences		104,758	
The University of Texas at El Paso	226101047F	47.050	Geosciences		197,404	
The University of Texas at El Paso	226101113C	47.076	STEM Education (formerly Education and Human Resources)		2,485	
The University of Utah	10047899-MINN/PO U000152712 Am 2	47.041	Engineering		102,809	
The University of Utah	10055084-S6 / PO U000270689 Am 2	47.049	Mathematical and Physical Sciences		202,471	
The University of Utah	10065091-01-UMINN/PO U000389497	47.084	NSF Technology, Innovation, and Partnerships		69,328	
TJB Medical Inc	Amd 1 NCE	47.041	Engineering		93,936	
Tulane University	TUL-SCC-559402-21/22 Amd 2	47.078	Polar Programs		1,658	
University of California, Berkeley	00010953 Amendment 02	47.049	Mathematical and Physical Sciences		90,781	
University of California, Los Angeles	0160 G ZD225	47.070	Computer and Information Science and Engineering		14,325	
University of California, San Diego	109256450 MP invoice # S9002104 A4	47.049	Mathematical and Physical Sciences		90,903	
University of California, San Diego	703601 Amendment 002	47.074	Biological Sciences		139,759	
University of California, San Diego	KR 704751 Am 1	47.083	Integrative Activities		63,371	
University of Chicago	AWD102210 (SUB00000533)	47.049	Mathematical and Physical Sciences		91,667	
University of Chicago	AWD102952 (SUB00000707)-03	47.076	STEM Education (formerly Education and Human Resources)		195,249	
University of Colorado	1560996	47.050	Geosciences		19,994	
University of Connecticut	157123639	47.075	Social, Behavioral, and Economic Sciences		19,914	
University of Delaware	Subaward No: UDR0000318	47.084	NSF Technology, Innovation, and Partnerships		36,011	
University of Florida	UFDSP00011886 Project P005335	47.075	Social, Behavioral, and Economic Sciences		3,978	
University of Hawaii at Manoa	MA1349	47.075	Social, Behavioral, and Economic Sciences		1,452	
University of Houston	R-22-0022 Amd 1	47.041	Engineering		19,345	
University of Illinois	106203-18650 Amd 1	47.070	Computer and Information Science and Engineering		88,647	
University of Illinois at Urbana - Champaign	083962-18474	47.076	STEM Education (formerly Education and Human Resources)		5,891	
University of Illinois at Urbana - Champaign	101043-18013	47.074	Biological Sciences		14,641	
University of Illinois at Urbana - Champaign	105883-18897 Am 1	47.070	Computer and Information Science and Engineering		17,771	
University of Maryland	84553-Z3275201	47.075	Social, Behavioral, and Economic Sciences		80,111	

UNIVERSITY OF MINNESOTA

**SCHEDULE OF EXPENDITURES OF FEDERAL AWARDS
FOR THE YEAR ENDED JUNE 30, 2023**

Cluster, Agency, Subagency, Direct/Pass-through,Pass-through Entity	Award #	ALN#	ALN Program Title	COVID-19	Federal Expenditures	Subrecipient Expenditures
University of Maryland, Baltimore	NSF00123-06 Am 2	47.070	Computer and Information Science and Engineering		\$ 142,159	\$ -
University of Michigan	3004628722-01	47.041	Engineering		37,174	
University of Michigan	SUBK00012980/PO #3006840982 Amd 2	47.041	Engineering		345,276	
University of Michigan	SUBK00016296/PO Number: 3007357658	47.041	Engineering		31,813	
University of Mississippi	23-11-08 Amendment 1	47.074	Biological Sciences		12,094	
University of North Carolina at Charlotte	2019-0737-01-UMN Am 4	47.070	Computer and Information Science and Engineering		1,070	
University of Notre Dame	PHY-1806631 - MN Sub	47.049	Mathematical and Physical Sciences		1,760	
University of South Dakota	UP1700296-UMN1 Am 6 / A18-0003-S005	47.079	Office of International Science and Engineering		85,743	
University of Texas Rio Grande Valley	1523577 (1) Am 7	47.049	Mathematical and Physical Sciences		75,764	
University of Texas Rio Grande Valley	1906885	47.076	STEM Education (formerly Education and Human Resources)		54,032	
University of Texas Rio Grande Valley	2122178-01 Am 1	47.049	Mathematical and Physical Sciences		22,928	
University of Washington	UWSC 10747 / BPO #34724	47.041	Engineering		3,195	
University of Washington	UWSC12804 BOP: 56644	47.075	Social, Behavioral, and Economic Sciences		52,725	
University of Washington	UWSC12921 BPO 57905 Amd 1	47.078	Polar Programs		37,744	
University of Washington	UWSC13390 BPO 61866 Am 1	47.070	Computer and Information Science and Engineering		235,847	
University of Wisconsin - Madison	000000846 Am 1	47.049	Mathematical and Physical Sciences		943,033	
University of Wisconsin - Madison	0000002539	47.084	NSF Technology, Innovation, and Partnerships		45,586	
Virginia Polytechnic Inst & State Univ	480467-19114-02	47.050	Geosciences		7,513	
Washington State University	133480 SPC001261	47.041	Engineering		4,245	
Office of the Director of National Intelligence						
Passthrough:						
DEFENSEWERX	CON-99237 2021-21072100002	54.CXX	Contract-Office of the Director of National Intelligence		121,160	
Social Security Administration						
Passthrough:						
University of Wisconsin - Madison	0000001942	96.007	Social Security Research and Demonstration		23,095	
The Institute of Museum and Library Services						
Passthrough:						
Center for Plant Conservation, Inc	MG-245983-OMS-20	45.312	National Leadership Grants		5,600	
			Total Research and Development Cluster		714,038,013	109,379,205
Student Financial Assistance Cluster						
Department of Education						
Direct		84.007	Federal Supplemental Educational Opportunity Grants		4,835,662	
Direct		84.033	Federal Work-Study Program		2,870,029	
Direct		84.063	Federal Pell Grant Program		47,067,310	
Direct		84.268	Federal Direct Student Loans		315,968,964	
Direct		84.379	Teacher Education Assistance for College and Higher Education Grants (TEACH Grants)		11,544	
Direct		84.408	Postsecondary Education Scholarships for Veteran's Dependents		6,501	
Department of Health and Human Services						
Direct		93.342	Health Professions Student Loans, Including Primary Care Loans/Loans for Disadvantaged Students		4,665,029	-
			Total Student Financial Assistance Cluster		375,425,039	-
477 Cluster						
Department of Health and Human Services, Administration for Children and Families						
Direct	90ET0495-01-04	93.569	Community Services Block Grant		167,147	27,875
Passthrough:						
MN Department of Health	222189	93.558	Temporary Assistance for Needy Families		39,299	
MN Department of Health	CON-42826 2015G996115	93.558	Temporary Assistance for Needy Families		82,517	
MN Department of Human Services	JPA 159788	93.558	Temporary Assistance for Needy Families		(297)	-
			Total 477 Cluster		288,666	27,875
CCDF Cluster						
Department of Health and Human Services, Administration for Children and Families						
Direct	90YE0254-01-00	93.575	Child Care and Development Block Grant		108,100	
Passthrough:						
Chapin Hall at the University of Chicago	90YE0267-01-00	93.575	Child Care and Development Block Grant		1,981	
Child Trends, Inc	17105.UMinnesota.01 Mod 4	93.575	Child Care and Development Block Grant		147,620	
MN Department of Human Services	CON-95956 2201MNCCDD	93.575	Child Care and Development Block Grant		1,030	
MN Department of Human Services	GRK 158658-02	93.575	Child Care and Development Block Grant		279,663	
MN Department of Human Services	GRK%197613/3000084743 Am 1	93.596	Child Care Mandatory and Matching Funds of the Child Care and Development Fund		537,495	
MN Department of Human Services	PTK% 201481 / 3000087205-02	93.575	Child Care and Development Block Grant		47,315	
MN Department of Human Services	PTK211449	93.575	Child Care and Development Block Grant		221,452	

UNIVERSITY OF MINNESOTA

**SCHEDULE OF EXPENDITURES OF FEDERAL AWARDS
FOR THE YEAR ENDED JUNE 30, 2023**

Cluster, Agency, Subagency, Direct/Pass-through,Pass-through Entity	Award #	ALN#	ALN Program Title	COVID-19	Federal Expenditures	Subrecipient Expenditures
State of Minnesota	NS Prog-St of MN CARES Passthrough funding (Child Development Center)	93.575	Child Care and Development Block Grant	COVID-19	\$ 161,434	\$ -
			Total CCDF Cluster		<u>1,506,090</u>	<u>-</u>
Economic Development Cluster						
Department of Commerce, Economic Development Administration Direct	ED20CHI3070037	11.307	Economic Adjustment Assistance	COVID-19	5,426	-
			Total Economic Development Cluster		<u>5,426</u>	<u>-</u>
Federal Transit Cluster						
Department of Transportation, Federal Transit Administration Direct	NS Prog-CARES ACT - Other (Campus Bus Operations)	20.507	Federal Transit Formula Grants	COVID-19	1,502,099	
Passthrough: MN Metropolitan Council	SG-2019-009	20.507	Federal Transit Formula Grants		81,727	360
			Total Federal Transit Cluster		<u>1,583,826</u>	<u>360</u>
Fish and Wildlife Cluster						
Department of the Interior, US Fish and Wildlife Service						
Passthrough:						
MN Department of Natural Resources	197011 - T1929B - MC143989	15.611	Wildlife Restoration and Basic Hunter Education		314	
MN Department of Natural Resources	215889	15.611	Wildlife Restoration and Basic Hunter Education		20,609	
MN Department of Natural Resources	218903	15.611	Wildlife Restoration and Basic Hunter Education		15,000	
MN Department of Natural Resources	219588 / under master 1929B	15.611	Wildlife Restoration and Basic Hunter Education		63,336	
MN Department of Natural Resources	SWIFT 197018	15.611	Wildlife Restoration and Basic Hunter Education		10,219	
MN Department of Natural Resources	SWIFT 197019	15.611	Wildlife Restoration and Basic Hunter Education		47,204	
MN Department of Natural Resources	SWIFT 197039	15.611	Wildlife Restoration and Basic Hunter Education		21,216	
MN Department of Natural Resources	SWIFT 197052	15.611	Wildlife Restoration and Basic Hunter Education		35,035	-
			Total Fish and Wildlife Cluster		<u>212,933</u>	<u>-</u>
Health Center Program Cluster						
Department of Health and Human Services, Health Resources and Services Administration Direct	1 H8FCS40905-01-02	93.224	Health Center Program (Community Health Centers, Migrant Health Centers, Health Care for the Homeless, and Public Housing Primary Care)	COVID-19	1,002,985	
Direct	1 H8GCS48468-01-00	93.527	Grants for New and Expanded Services under the Health Center Program	COVID-19	123,153	
Direct	6 H80CS00241-22-01	93.224	Health Center Program (Community Health Centers, Migrant Health Centers, Health Care for the Homeless, and Public Housing Primary Care)		2,413,352	-
			Total Health Center Program Cluster		<u>3,539,490</u>	<u>-</u>
Highway Safety Cluster						
Department of Transportation, National Highway Traffic Safety Administration						
Passthrough:						
City of Duluth	Damion #2021-1485	20.600	State and Community Highway Safety		3,214	
MN Department of Public Safety	A-ADMIN22-2022-UMREGENTS-003	20.600	State and Community Highway Safety		113,138	
MN Department of Public Safety	Contract: 209123/ SWIFT: 3-81728	20.616	National Priority Safety Programs		87,129	
MN Department of Public Safety	PT_176026_PO_3-73043	20.600	State and Community Highway Safety		60,422	-
			Total Highway Safety Cluster		<u>263,903</u>	<u>-</u>
Medicaid Cluster						
Department of Health and Human Services, Centers for Medicare and Medicaid Services						
Passthrough: MNSure	CON-100086 1505MNSADM	93.778	Medical Assistance Program		1,890	-
			Total Medicaid Cluster		<u>1,890</u>	<u>-</u>

UNIVERSITY OF MINNESOTA

**SCHEDULE OF EXPENDITURES OF FEDERAL AWARDS
FOR THE YEAR ENDED JUNE 30, 2023**

Cluster, Agency, Subagency, Direct/Pass-through,Pass-through Entity	Award #	ALN#	ALN Program Title	COVID-19	Federal Expenditures	Subrecipient Expenditures
SNAP Cluster						
Department of Agriculture, Food and Nutrition Service						
Passthrough:						
MN Department of Human Services	GRK 220609	10.561	State Administrative Matching Grants for the Supplemental Nutrition Assistance Program	\$	2,860,697	\$ -
MN Department of Human Services	GRK%165331	10.561	State Administrative Matching Grants for the Supplemental Nutrition Assistance Program		<u>3,348,159</u>	<u>-</u>
Total SNAP Cluster					<u>6,208,856</u>	<u>-</u>
Special Education Cluster (IDEA)						
Department of Education, Office of Special Education and Rehabilitative Services						
Passthrough:						
MN Department of Education	CON-100885 H173A210086	84.173	Special Education Preschool Grants		109,387	
MN Department of Education	Contract #208010, PO#26392-01	84.027	Special Education Grants to States		94,546	
MN Department of Education	SWIFT Contract No: 178457 Am 1	84.173	Special Education Preschool Grants		<u>63,023</u>	<u>-</u>
Total Special Education Cluster (IDEA)					<u>266,956</u>	<u>-</u>
TRIO Cluster						
Department of Education, Office of Postsecondary Education						
Direct	P042A200469-22 Action #5	84.042	TRIO Student Support Services		284,592	
Direct	P042A210588-Action 5	84.042	TRIO Student Support Services		400,321	
Direct	P047A170735	84.047	TRIO Upward Bound		271,962	
Direct	P047A190626-22 Action 7	84.047	TRIO Upward Bound		685,651	
Direct	P047A220173	84.047	TRIO Upward Bound		345,991	
Direct	P217A170152-20 Action 6	84.217	TRIO McNair Post-Baccalaureate Achievement		155,781	
Direct	P217A170298 -20 action 9	84.217	TRIO McNair Post-Baccalaureate Achievement		107,793	
Direct	P217A220027 Act 03	84.217	TRIO McNair Post-Baccalaureate Achievement		141,436	
Direct	P217A220070 Action 2	84.217	TRIO McNair Post-Baccalaureate Achievement		<u>185,078</u>	<u>-</u>
Total TRIO Cluster					<u>2,578,605</u>	<u>-</u>
Total Clustered Programs					<u>1,105,919,693</u>	<u>109,407,440</u>
NON CLUSTERED PROGRAMS						
Higher Education Emergency Relief Fund (HEERF)						
Department of Education						
Passthrough:						
MN Department of Education	210402 / PO 3000027309	84.425U	American Rescue Plan—Elementary and Secondary School Emergency Relief (ARP ESSER)	COVID-19	161,637	-
Total Higher Education Emergency Relief Fund (HEERF)					<u>161,637</u>	<u>-</u>
Institutional Support						
Department of Homeland Security, Federal Emergency Management Agency						
Direct	NS Prog-FEMA COVID-19 Emergency Relief	97.036	Disaster Grants - Public Assistance (Presidentially Declared Disasters)	COVID-19	<u>4,511,918</u>	<u>-</u>
Total Institutional Support					<u>4,511,918</u>	<u>-</u>
Operations & Maintenance						
Department of Agriculture, National Institute of Food and Agriculture						
Direct	NS Prog-Hatch Act Fund Appr-Plant Growth East New Pesticide	10.203	Payments to Agricultural Experiment Stations Under the Hatch Act		121	
Department of Homeland Security						
Direct	NS Prog-DHS-FEMA M Facilities Storm Damage	97.UXX	Unid CFDA-Department of Homeland Security		<u>58,278</u>	<u>-</u>
Total Operations & Maintenance					<u>58,399</u>	<u>-</u>
Public Service						
Agency for International Development						
Direct	AID-OAA-A-15-00014 MOD#23	98.001	USAID Foreign Assistance for Programs Overseas		(189)	
Corporation for National and Community Service						
Direct	20SRNMN005	94.002	AmeriCorps Seniors Retired and Senior Volunteer Program (RSVP) 94.002		58,970	
Passthrough:						
Carleton College	Community Partner Agreement Dated 11.22	94.026	AmeriCorps National Service and Civic Engagement Research Competition 94.026		11,337	

UNIVERSITY OF MINNESOTA

SCHEDULE OF EXPENDITURES OF FEDERAL AWARDS
FOR THE YEAR ENDED JUNE 30, 2023

Cluster, Agency, Subagency, Direct/Pass-through,Pass-through Entity	Award #	ALN#	ALN Program Title	COVID-19	Federal Expenditures	Subrecipient Expenditures
Department of Agriculture						
Direct	100-1005-200-00092	10.CXX	Contract-Department of Agriculture	\$	413,070	\$ -
Passthrough:						
University of Arkansas	GR017175	10.CXX	Contract-Department of Agriculture		355,332	
Department of Agriculture, Agricultural Marketing Service						
Passthrough:						
MN Department of Agriculture	185101 / PO 3000037463	10.170	Specialty Crop Block Grant Program - Farm Bill		23,534	
MN Department of Agriculture	185104 / PO 3000037466	10.170	Specialty Crop Block Grant Program - Farm Bill		24,670	
MN Department of Agriculture	207311 / PO 3000041226	10.170	Specialty Crop Block Grant Program - Farm Bill		4,849	
MN Department of Agriculture	223937 / PO 44708	10.170	Specialty Crop Block Grant Program - Farm Bill		9,069	
MN Department of Agriculture	SWIFT 148656 / PO 3000029760	10.170	Specialty Crop Block Grant Program - Farm Bill		2,079	
Department of Agriculture, Agricultural Research Service						
Direct	58-3080-2-006	10.001	Agricultural Research Basic and Applied Research		7,390	
Direct	58-8044-2-006	10.001	Agricultural Research Basic and Applied Research		14,423	
Department of Agriculture, Animal and Plant Health Inspection Service						
Direct	AP21PPQFO000C248	10.025	Plant and Animal Disease, Pest Control, and Animal Care		14,845	
Direct	AP21VSD&B000C084	10.025	Plant and Animal Disease, Pest Control, and Animal Care		24,947	
Direct	AP21VSD&B000C085	10.025	Plant and Animal Disease, Pest Control, and Animal Care		75,156	
Direct	AP22PPQFO000C087	10.025	Plant and Animal Disease, Pest Control, and Animal Care		13,239	
Direct	AP22VSD&B000C007	10.025	Plant and Animal Disease, Pest Control, and Animal Care		95,400	
Direct	AP23PPQFO000C122	10.025	Plant and Animal Disease, Pest Control, and Animal Care		459	
Department of Agriculture, Economic Research Service						
Direct	59-1000-2-0073	10.250	Agricultural and Rural Economic Research, Cooperative Agreements and Collaborations		30,886	
Direct	59-1000-9-0023 Am 3	10.250	Agricultural and Rural Economic Research, Cooperative Agreements and Collaborations		1,120	
Department of Agriculture, Farm Service Agency						
Direct	27-015-0416007513	10.435	State Mediation Grants		196,238	
Direct	27-015-0416007513	10.435	State Mediation Grants		1,857	
Direct	27-015-0416007513 FY2023	10.435	State Mediation Grants		152,648	
Direct	FA23CPT0012929	10.968	Increasing Land, Capital, and Market Access Program		46,459	
Passthrough:						
University of Nebraska - Lincoln	PTE GR017178 / 26-6324-0236-040	10.147	Outreach Education and Technical Assistance		7,019	
Department of Agriculture, Foreign Agricultural Service						
Direct	FX20TA-10960R012 Amd 2	10.960	Technical Agricultural Assistance		14,116	
Direct	FX22TA-10960R010	10.960	Technical Agricultural Assistance		13,061	
Department of Agriculture, Forest Service						
Direct	19-DG-11420000-076	10.674	Wood Utilization Assistance		2,854	
Direct	21-DG-11094200-097	10.674	Wood Utilization Assistance		138,223	17,592
Direct	21-DG-11094200-255 Mod 1	10.680	Forest Health Protection		10,944	
Department of Agriculture, National Institute of Food and Agriculture						
Direct	2017-41580-26921	10.500	Cooperative Extension Service		37,676	
Direct	2017-70006-27278	10.329	Crop Protection and Pest Management Competitive Grants Program		10,346	
Direct	2018-41520-28908 Am 8	10.500	Cooperative Extension Service		765,071	370,343
Direct	2019-38503-30221	10.318	Women and Minorities in Science, Technology, Engineering, and Mathematics Fields		4,184	
Direct	2019-38640-29879	10.215	Sustainable Agriculture Research and Education		1,952	1,757
Direct	2019-41520-30099	10.500	Cooperative Extension Service		162,434	
Direct	2019-49400-30459	10.311	Beginning Farmer and Rancher Development Program		98,290	
Direct	2020-38640-31522	10.215	Sustainable Agriculture Research and Education		39,855	
Direct	2020-70020-33023 / 2021-03496	10.328	National Food Safety Training, Education, Extension, Outreach, and Technical Assistance Competitive Grants Program		139,896	62,026
Direct	2021-33522-35443	10.219	Biotechnology Risk Assessment Research		25,000	
Direct	2021-37624-35415	10.304	Homeland Security Agricultural		29,820	
Direct	2021-38504-35827-Amendment #1	10.319	Farm Business Management and Benchmarking Competitive Grants Program		231,747	64,514
Direct	2021-38640-34714 Am 3	10.215	Sustainable Agriculture Research and Education		131,730	
Direct	2021-46401-35956	10.515	Renewable Resources Extension Act and National Focus Fund Projects		18,164	
Direct	2021-67023-34488 A3	10.310	Agriculture and Food Research Initiative (AFRI)		71,107	
Direct	2021-68006-33837	10.310	Agriculture and Food Research Initiative (AFRI)		104,569	
Direct	2021-70006-35481 / 2023-06188	10.329	Crop Protection and Pest Management Competitive Grants Program		223,028	
Direct	2022-37624-38233	10.304	Homeland Security Agricultural		207,900	
Direct	2022-38503-37904	10.318	Women and Minorities in Science, Technology, Engineering, and Mathematics Fields		6,334	
Direct	2022-38504-37839 / 2023-06566	10.319	Farm Business Management and Benchmarking Competitive Grants Program		320,298	28,948
Direct	2022-38640-37486	10.215	Sustainable Agriculture Research and Education		724,550	142,942
Direct	2022-41520-38160	10.500	Cooperative Extension Service		183,132	68,084
Direct	2022-41580-37962 / 2023-05294	10.500	Cooperative Extension Service		55,028	
Direct	2022-67037-36095	10.310	Agriculture and Food Research Initiative (AFRI)		159,889	
Direct	2022-70033-38193-Amendment #1	10.311	Beginning Farmer and Rancher Development Program		131,284	
Direct	2022-70416-37197	10.234	American Rescue Plan Technical Assistance Investment Program		345,595	
				COVID-19		

UNIVERSITY OF MINNESOTA

SCHEDULE OF EXPENDITURES OF FEDERAL AWARDS
FOR THE YEAR ENDED JUNE 30, 2023

Cluster, Agency, Subagency, Direct/Pass-through,Pass-through Entity	Award #	ALN#	ALN Program Title	COVID-19	Federal Expenditures	Subrecipient Expenditures
Direct	2022-70419-38560	10.520	Agriculture Risk Management Education Partnerships Competitive Grants Program	\$	5,169	\$ -
Direct	2022-70424-38547	10.331	Food Insecurity Nutrition Incentive Grants Program		34,782	
Direct	2023-70003-38773	10.217	Higher Education - Institution Challenge Grants Program		9,854	
Direct	NS Prog-Hatch Act Fund Appr	10.203	Payments to Agricultural Experiment Stations Under the Hatch Act		2,369	
Direct	NS Prog-RREA-NFF Fund Appr	10.515	Renewable Resources Extension Act and National Focus Fund Projects		68,498	
Direct	NS Prog-Smith-Lever Fund Appr	10.511	Smith-Lever Funding (Various Programs)		10,196,290	
Passthrough:						
Auburn University	20-HDFS-205212-UM	10.500	Cooperative Extension Service		161,427	
Extension Foundation	EXC3-2022-2237	10.229	Extension Collaborative on Immunization Teaching & Engagement		10,000	
Extension Foundation	NTAE-2021-2147	10.500	Cooperative Extension Service		7,500	
Extension Foundation	NTAE-2022-2217	10.500	Cooperative Extension Service		2,021	
Extension Foundation	NTAE-2022-2233	10.500	Cooperative Extension Service		4,948	
Iowa State University	022798D Amend 1	10.200	Grants for Agricultural Research, Special Research Grants		46,592	
Iowa State University	0245751	10.328	National Food Safety Training, Education, Extension, Outreach, and Technical Assistance Competitive Grants Program		7,449	
Kansas State University	A00-0983-S100	10.500	Cooperative Extension Service		21,676	
Kansas State University	A21-0316-S005	10.500	Cooperative Extension Service		25,000	
Michigan Food & Farming Systems	CON-92203 20217702835274	10.334	Enhancing Agricultural Opportunities for Military Veterans Competitive Grants Program		39,526	
Michigan State University	RC115044JMN	10.215	Sustainable Agriculture Research and Education		2,007	
MN Department of Agriculture	SWIFT 203221 / PO 3000040584	10.525	Farm and Ranch Stress Assistance Network Competitive Grants Program		12,402	
South Dakota State University	311484	10.500	Cooperative Extension Service		2,834	
South Dakota State University	31C495	10.217	Higher Education - Institution Challenge Grants Program		2,306	
Texas A&M University	S18-0902-502013	10.217	Higher Education - Institution Challenge Grants Program		3,557	
University of Illinois	101598-18126 Am2	10.525	Farm and Ranch Stress Assistance Network Competitive Grants Program		107,050	
University of Nebraska - Lincoln	25-6324-0207-015	10.500	Cooperative Extension Service		25,864	
University of Nebraska - Lincoln	25-6324-0207-105	10.520	Agriculture Risk Management Education Partnerships Competitive Grants Program		5,225	
University of Wisconsin - Madison	000002242	10.500	Cooperative Extension Service		2,983	
University of Wisconsin - Madison	000002919	10.303	Integrated Programs		10,493	
Department of Agriculture, Natural Resources Conservation Service						
Direct	NR183A750008G011 AMD 3	10.912	Environmental Quality Incentives Program		134,082	
Direct	NR183A750025C018	10.903	Soil Survey		17,148	
Department of Agriculture, Risk Management Agency						
Direct	RMA22CPT0012076	10.460	Risk Management Education Partnerships		61,048	
Department of Agriculture, Rural Business Cooperative Service						
Direct	138169065	10.351	Rural Business Development Grant		52,782	
Direct	138169065	10.351	Rural Business Development Grant		(40)	
Direct	REAP Program-CON91356-M Pawlisch	10.868	Rural Energy for America Program		61,858	
Passthrough:						
Iowa State University	023108C	10.352	Value-Added Producer Grants		12,277	
Iowa State University	026499C	10.352	Value-Added Producer Grants		33,820	
Department of Agriculture, USDA, Office of the Chief Economist						
Direct	58-0111-21-011	10.290	Agricultural Market and Economic Research		734	
Direct	58-0111-22-009	10.290	Agricultural Market and Economic Research		56,161	
Direct	58-0111-22-014	10.290	Agricultural Market and Economic Research		13,205	
Department of Commerce, Economic Development Administration						
Direct	ED16CHI3030035	11.303	Economic Development Technical Assistance		(60)	
Direct	ED21CHI3030026	11.303	Economic Development Technical Assistance		175,285	
Department of Commerce, National Oceanic and Atmospheric Administration						
Direct	NA180AR4170101 Amend. 19	11.417	Sea Grant Support		662,560	
Direct	NA190AR4170388 Amend 2	11.417	Sea Grant Support		252,824	164,363
Direct	NA210AR4170092 Amend 2	11.417	Sea Grant Support		59,381	
Direct	NA210AR4170335	11.417	Sea Grant Support		81,765	
Direct	NA220AR4170098 Amend. 9	11.417	Sea Grant Support		829,875	
Direct	NA220AR4170627 Am. 1	11.417	Sea Grant Support		20,799	11,921
Passthrough:						
Arrowhead Regional Dev Commission	199373	11.419	Coastal Zone Management Administration Awards		7,327	
Purdue University	18100059-055 Amend. 6	11.417	Sea Grant Support		71,828	
The Ohio State University	SPC-1000006059 GR125984	11.417	Sea Grant Support		40,721	
University of Illinois at Urbana - Champaign	097126-17818 amend 2	11.417	Sea Grant Support		5,799	
Department of Defense						
Direct	FA8810-22-P-0001 P00001	12.CXX	Contract-Department of Defense		243,201	
Direct	N00014-19-1-2018 P00006 ARZ999	12.300	Basic and Applied Scientific Research		19,059	
Passthrough:						
Purdue University	13000771-038-Mod-02	12.CXX	Contract-Department of Defense		15,830	

UNIVERSITY OF MINNESOTA

SCHEDULE OF EXPENDITURES OF FEDERAL AWARDS
FOR THE YEAR ENDED JUNE 30, 2023

Cluster, Agency, Subagency, Direct/Pass-through,Pass-through Entity	Award #	ALN#	ALN Program Title	COVID-19	Federal Expenditures	Subrecipient Expenditures
Department of Defense, Dept of the Army Passthrough: Harvard University	111266-5127611	12.420	Military Medical Research and Development	\$	1,538	\$ -
Department of Education Passthrough: American Institutes for Research	0471000005/ 91990018C0046	84.CXX	Contract-Department of Education		1,214,487	748,659
Department of Education, Institute of Education Sciences Direct	R324A180178-19 Action 5	84.324	Research in Special Education		(1)	
Department of Education, Office of Elementary and Secondary Education Direct	S184X220008	84.184	School Safely National Activities		78,976	
Direct	S184X230013	84.184	School Safely National Activities		18,087	
Passthrough: Arkansas Department of Education	CON-99314 S368A220001	84.368	Competitive Grants for State Assessments		514,533	
University of California, Los Angeles	0070PYB345	84.368	Competitive Grants for State Assessments		218,586	
University of Wisconsin - Madison	000000422-Modification #3	84.283	Comprehensive Centers		373,893	
Department of Education, Office of Postsecondary Education Direct	P015B180116	84.015	National Resource Centers Program for Foreign Language and Area Studies or Foreign Language and International Studies Program and Foreign Language and Area Studies Fellowship Program		(663)	
Direct	P017A200011-22 Action 6	84.017	International Research and Studies		59,527	
Direct	P031L200009	84.031	Higher Education Institutional Aid		442,560	
Direct	P031X200010 - 22 Action 7	84.031	Higher Education Institutional Aid		301,635	
Direct	P031X200014 - 22 Action 19	84.031	Higher Education Institutional Aid		381,572	
Direct	P229A220007	84.229	Language Resource Centers		99,205	
Direct	P382B160009-19 Act 6	84.382	Strengthening Minority-Serving Institutions		66,043	
Passthrough: Central Lakes College	P031F180002	84.031	Higher Education Institutional Aid		67,973	
Department of Education, Office of Special Education and Rehabilitative Services Direct	H326Y170004 -19 action 7	84.326	Special Education Technical Assistance and Dissemination to Improve Services and Results for Children with Disabilities		995,029	682,749
Direct	H327S170015 -19 Action 8	84.327	Special Education Educational Technology Media, and Materials for Individuals with Disabilities		326,698	
Passthrough: MN Department of Education	213477/PO 3000026848/3000027501	84.181	Special Education-Grants for Infants and Families		89,867	
The University of Texas at Austin	UTA16-001046	84.326	Special Education Technical Assistance and Dissemination to Improve Services and Results for Children with Disabilities		(63,699)	
Department of Energy Passthrough: MN Department of Commerce	205378 / PO 3-14970	81.042	Weatherization Assistance for Low-Income Persons		2,066	
MN Department of Commerce	215275 / PO 3-15849	81.041	State Energy Program		40,134	
Department of Health and Human Services Passthrough: National Opinion Research Center	8943.RS.01	93.CXX	Contract-Department of Health and Human Services		45,000	
The Lewin Group	Proj. # 01.05645.170/75FCMC19F0007 mod 4	93.CXX	Contract-Department of Health and Human Services		129,850	
Department of Health and Human Services, Administration for Children and Families Direct	90CT7004-05-00	93.648	Child Welfare Research Training or Demonstration		160,385	75,342
Passthrough: MN Department of Health	Grant Agreement 188585 Amendment 3	93.235	Title V State Sexual Risk Avoidance Education (Title V State SRAE) Program		70,103	
MN Department of Health	SWIFT Contract Number 200812 PI change	93.092	Affordable Care Act (ACA) Personal Responsibility Education Program		112,964	
MN Department of Human Services	206987 am 1	93.566	Refugee and Entrant Assistance State/Replacement Designee Administered Programs		427,581	
MN Department of Human Services	208395	93.566	Refugee and Entrant Assistance State/Replacement Designee Administered Programs		37,725	
MN Department of Human Services	Contract 182096 Amd 1	93.603	Adoption and Legal Guardianship Incentive Payments		325,826	
MN Department of Human Services	Contract No. 203561 PO 3000088057	93.564	Child Support Enforcement Research		65,408	
MN Department of Human Services	Grant/Contract GK302 / Contract 216779	93.568	Low-Income Home Energy Assistance		287,152	
MN Department of Human Services	GRK 129752	93.658	Foster Care Title IV-E		9,279	
MN Department of Human Services	JPK 160374-Amendment 6	93.658	Foster Care Title IV-E		16,126	
MN Department of Human Services	JPK 206241 MOD 4	93.658	Foster Care Title IV-E		1,698,053	
MN Department of Human Services	JPK 212829	93.556	MaryLee Allen Promoting Safe and Stable Families Program		163,720	
MN Department of Human Services	JKP%_192995	93.566	Refugee and Entrant Assistance State/Replacement Designee Administered Programs		59,697	
Ramsey County	SSD 20-047 UOFM INTERN	93.658	Foster Care Title IV-E		68,183	
University at Albany, SUNY	13-95862 Amd 1	93.648	Child Welfare Research Training or Demonstration		217,556	
Department of Health and Human Services, Administration for Community Living (ACL) Direct	90ARCP0002-03-00	93.433	ACL National Institute on Disability, Independent Living, and Rehabilitation Research		46	
Direct	90ARCP0002-04-00	93.433	ACL National Institute on Disability, Independent Living, and Rehabilitation Research		49,179	
Direct	90DDC50035-01-00	93.632	University Centers for Excellence in Developmental Disabilities Education, Research, and Service	COVID-19	8,121	
Direct	90DDUC0070-04-01	93.632	University Centers for Excellence in Developmental Disabilities Education, Research, and Service		22,614	

UNIVERSITY OF MINNESOTA

SCHEDULE OF EXPENDITURES OF FEDERAL AWARDS
FOR THE YEAR ENDED JUNE 30, 2023

Cluster, Agency, Subagency, Direct/Pass-through, Pass-through Entity	Award #	ALN#	ALN Program Title	COVID-19	Federal Expenditures	Subrecipient Expenditures
Direct	90DDUC0070-05-00	93.632	University Centers for Excellence in Developmental Disabilities Education, Research, and Service		\$ 577,735	\$ -
Direct	90DNPA0001-04-00	93.631	Developmental Disabilities Projects of National Significance		84,854	11,582
Direct	90DNPA0001-05-00	93.631	Developmental Disabilities Projects of National Significance		294,099	5,597
Direct	90EJIG0038-01-04	93.747	Elder Abuse Prevention Interventions Program		79,517	
Passthrough:						
MN Department of Human Services	CON-99564 90TBSG0059	93.234	Traumatic Brain Injury State Demonstration Grant Program		11,335	
National Council on Aging, Inc	CON-102874 90DNWCW0001	93.048	Special Programs for the Aging, Title IV, and Title II, Discretionary Projects		43,666	
Rush University	20062507-Sub02	93.631	Developmental Disabilities Projects of National Significance		44,602	
Department of Health and Human Services, Agency for Healthcare Research and Quality						
Direct	75Q80120D00008 / 75Q80120F32001	93.C14	Contract-Department of Health and Human Services-Agency for Healthcare Research and Quality		(1,244)	
Direct	75Q80120D00008 / 75Q80122F32005	93.C14	Contract-Department of Health and Human Services-Agency for Healthcare Research and Quality		337,906	
Direct	75Q80120D00008 / 75Q80123F32007	93.C14	Contract-Department of Health and Human Services-Agency for Healthcare Research and Quality		152,371	
Direct	75Q80120D00008 / 75Q80123F32009	93.C14	Contract-Department of Health and Human Services-Agency for Healthcare Research and Quality		145,457	
Direct	75Q80120D00008 / T.O. 75Q80120F32002	93.C14	Contract-Department of Health and Human Services-Agency for Healthcare Research and Quality		65,033	
Direct	75Q80120D00008 / T.O. 75Q80121F32003	93.C14	Contract-Department of Health and Human Services-Agency for Healthcare Research and Quality		214,597	78,998
Direct	75Q80120D00008 / T.O. 75Q80121F32004	93.C14	Contract-Department of Health and Human Services-Agency for Healthcare Research and Quality		259,874	
Direct	75Q80120D00008 / Task Order 75Q80122F32006	93.C14	Contract-Department of Health and Human Services-Agency for Healthcare Research and Quality		244,043	54,115
Direct	75Q80120D00008/75Q80123F32008	93.C14	Contract-Department of Health and Human Services-Agency for Healthcare Research and Quality		35,510	
Direct	UPIID: 75Q80119F32008 / HHS29032008T	93.C03	Contract-Department of Health and Human Services-Agency for Health Care Policy and Research		12,466	
Passthrough:						
IMPAQ International, LLC	Internal Contract # 2812 (prev # 2810)	93.C03	Contract-Department of Health and Human Services-Agency for Health Care Policy and Research		3,037	
The University of New Mexico	3RJK7 Amend 5	93.C14	Contract-Department of Health and Human Services-Agency for Healthcare Research and Quality	COVID-19	106,660	
Department of Health and Human Services, Centers for Disease Control and Prevention						
Direct	1 NUR3DD000110-01-02	93.998	Autism and Other Developmental Disabilities, Surveillance, Research, and Prevention		147,403	
Direct	200-2017-92107 / 75D30120F00004	93.C05	Contract-Department of Health and Human Services-Centers for Disease Control		(51)	
Direct	200-2019-03754/75D30119D03754 00006	93.C05	Contract-Department of Health and Human Services-Centers for Disease Control		86,536	
Direct	5 U48DP006414-05-00	93.135	Centers for Research and Demonstration for Health Promotion and Disease Prevention		690,607	
Direct	5NUS8DP006910-03-00	93.334	The Healthy Brain Initiative: Technical Assistance to Implement Public Health Actions related to Cognitive Health, Cognitive Impairment, and Caregiving at the State and Local Levels		702,994	247,416
Direct	6 NU53DD000007-04-01	93.998	Autism and Other Developmental Disabilities, Surveillance, Research, and Prevention		248,179	
Direct	6U48DP006414-02-02	93.135	Centers for Research and Demonstration for Health Promotion and Disease Prevention	COVID-19	152,446	
Direct	Contract 75D30121D12577/75D30122F00002	93.C05	Contract-Department of Health and Human Services-Centers for Disease Control		308,856	
Direct	PO 75D30119D03922/75D30123F00006	93.C05	Contract-Department of Health and Human Services-Centers for Disease Control		86,321	
Passthrough:						
American College of Obstetricians & Gyn	CON-97766 NU380T000287	93.421	Strengthening Public Health Systems and Services through National Partnerships to Improve and Protect the Nation's Health		76,194	
Assoc of Univ Centers on Disabilities	#01-8817-22 Mod 2	93.421	Strengthening Public Health Systems and Services through National Partnerships to Improve and Protect the Nation's Health		196,797	
Assoc of Univ Centers on Disabilities	#03-8813-22	93.421	Strengthening Public Health Systems and Services through National Partnerships to Improve and Protect the Nation's Health		60,916	
Assoc of Univ Centers on Disabilities	#20-8814-22	93.421	Strengthening Public Health Systems and Services through National Partnerships to Improve and Protect the Nation's Health		64,879	
Assoc of Univ Centers on Disabilities	CON-101026 Learn the Signs. Act Early - NCBDDD	93.073	Birth Defects and Developmental Disabilities - Prevention and Surveillance		699	
Boston Children's Hospital	GENFD0002272475	93.C05	Contract-Department of Health and Human Services-Centers for Disease Control	COVID-19	27,169	
City of Minneapolis	152495 COM0005470	93.435	Innovative State and Local Public Health Strategies to prevent and Manage Diabetes and Heart Disease and Stroke		51,869	
Cook County - IL	Contract H22-25-054, PO 77000124068	93.354	Public Health Emergency Response: Cooperative Agreement for Emergency Response: Public Health Crisis Response	COVID-19	158,744	
Council of State & Territorial Epidemiologists	PO 7757/NU380T000297	93.421	Strengthening Public Health Systems and Services through National Partnerships to Improve and Protect the Nation's Health	COVID-19	84,908	
Fairview Health Services	CON00000037589	93.080	Blood Disorder Program: Prevention, Surveillance, and Research		9,766	
International Organization for Migration	UMN-IOM Service Agreement Am 3	93.283	Centers for Disease Control and Prevention Investigations and Technical Assistance	COVID-19	5,477,576	3,682,004
MN Department of Health	141686, amendment 1	93.084	Prevention of Disease, Disability, and Death by Infectious Diseases		866	
MN Department of Health	188940 Am3	93.439	State Physical Activity and Nutrition (SPAN)		62,133	
MN Department of Health	198534/300086811	93.436	Well-Integrated Screening and Evaluation for Women Across the Nation (WISEWOMAN)		129,386	
MN Department of Health	207337/3-91472	93.354	Public Health Emergency Response: Cooperative Agreement for Emergency Response: Public Health Crisis Response	COVID-19	656,962	
MN Department of Health	224146	93.391	Activities to Support State, Tribal, Local and Territorial (STLT) Health Department Response to Public Health or Healthcare Crises		4,076	
MN Department of Health	225254 / PO 3000010114	93.421	Strengthening Public Health Systems and Services through National Partnerships to Improve and Protect the Nation's Health		8,907	
MN Department of Health	Contract #207342 Amd 1	93.268	Immunization Cooperative Agreements	COVID-19	45,339	
MN Department of Health	Contract #208026 Amd 1	93.136	Injury Prevention and Control Research and State and Community Based Programs		26,899	
MN Department of Health	Contract 198663 Amendment 1	93.283	Centers for Disease Control and Prevention Investigations and Technical Assistance		286,574	147,064
MN Department of Health	H1201-3000068209 (Contract# 164600)	93.323	Epidemiology and Laboratory Capacity for Infectious Diseases (ELC)		304,485	

UNIVERSITY OF MINNESOTA

SCHEDULE OF EXPENDITURES OF FEDERAL AWARDS FOR THE YEAR ENDED JUNE 30, 2023

Cluster, Agency, Subagency, Direct/Pass-through,Pass-through Entity	Award #	ALN#	ALN Program Title	COVID-19	Federal Expenditures	Subrecipient Expenditures
MN Department of Health	H1201-3000068545 (Contract# 165001)	93.323	Epidemiology and Laboratory Capacity for Infectious Diseases (ELC)		\$ 94,718	\$ -
MN Department of Health	Swift 107507 Amendment #6 and 7	93.283	Centers for Disease Control and Prevention Investigations and Technical Assistance		(13,218)	
MN Department of Health	SWIFT 155913 / PO 3-76001 Am 5	93.426	Improving the Health of Americans through Prevention and Management of Diabetes and Heart Disease and Stroke		51,463	
MN Department of Health	SWIFT 224362/PO 3000100781	93.391	Activities to Support State, Tribal, Local and Territorial (STLT) Health Department Response to Public Health or Healthcare Crises		13,837	
National Assoc of Cty & City Health Officials	2021-122003	93.421	Strengthening Public Health Systems and Services through National Partnerships to Improve and Protect the Nation's Health		25,431	
National Assoc of Cty & City Health Officials	2022-051901	93.421	Strengthening Public Health Systems and Services through National Partnerships to Improve and Protect the Nation's Health		74,400	
National Assoc of Cty & City Health Officials	2022-110704	93.421	Strengthening Public Health Systems and Services through National Partnerships to Improve and Protect the Nation's Health		10,319	
National Assoc of Cty & City Health Officials	2023-012406	93.421	Strengthening Public Health Systems and Services through National Partnerships to Improve and Protect the Nation's Health		16,004	
National Environmental Health Association	2021S1_EH_Dept_Staffing	93.421	Strengthening Public Health Systems and Services through National Partnerships to Improve and Protect the Nation's Health		10,818	
Public Health Accreditation Board	CON-94753 NU900T000229	93.097	Strengthening the Nation's Public Health System through a National Voluntary Accreditation Program for State, Tribal, Local and Territorial Health Departments		2,801	
State of Minnesota	218775	93.323	Epidemiology and Laboratory Capacity for Infectious Diseases (ELC)	COVID-19	925,066	
State of Minnesota	Swift Contract 206523 Amd 1	93.323	Epidemiology and Laboratory Capacity for Infectious Diseases (ELC)	COVID-19	196,914	
The Children's Hospital of Philadelphia	GRT-00002189-0923/ PO# 20399998-RSUB	93.318	Protecting and Improving Health Globally: Building and Strengthening Public Health Impact, Systems, Capacity and Security	COVID-19	5,849	
University of Florida	SUB00003366	93.185	Immunization Research, Demonstration, Public Information and Education Training and Clinical Skills Improvement Projects	COVID-19	199,256	
Department of Health and Human Services, Centers for Medicare and Medicaid Services						
Direct	75FCMC20F0053 / GS-10F-067CA	93.C07	Contract-Department of Health and Human Services-Centers for Medicare and Medicaid Services		2,589,911	24,070
Passthrough:						
Arab Community Center for Economic and Social Services	1	93.829	Section 223 Demonstration Programs to Improve Community Mental Health Services	COVID-19	121,608	
MN Department of Human Services	Contract PTK 108989	93.624	Community Health Access and Rural Transformation (CHART) Model		63,880	
National Opinion Research Center	8622.UOFMN.01	93.C07	Contract-Department of Health and Human Services-Centers for Medicare and Medicaid Services		757	
National Opinion Research Center	8917.UMN.01 / previously 8001.UMN.01	93.C07	Contract-Department of Health and Human Services-Centers for Medicare and Medicaid Services		286,423	
National Opinion Research Center	PSA 8425.SHADAC.01	93.C07	Contract-Department of Health and Human Services-Centers for Medicare and Medicaid Services		1,039	
National Opinion Research Center	PSA 8425.UOFMN.01	93.C07	Contract-Department of Health and Human Services-Centers for Medicare and Medicaid Services		396	
State of Tennessee	31865-00903 amd 3	93.624	Community Health Access and Rural Transformation (CHART) Model		8,645	11,050
Department of Health and Human Services, Food and Drug Administration						
Direct	1U018FD007730-01	93.103	Food and Drug Administration Research	COVID-19	87,955	
Direct	5U18FD006151-04	93.103	Food and Drug Administration Research		(135)	
Direct	5U18FD006151-07	93.103	Food and Drug Administration Research		38,088	
Passthrough:						
MN Department of Agriculture	203582 / PO 3000040615	93.103	Food and Drug Administration Research		51,692	
National Inst for Pharm Technology & Educ	NIPE-U01-MN-2020-003	93.103	Food and Drug Administration Research		11,500	
Department of Health and Human Services, Health Resources and Services Administration						
Direct	2 M01HP31332-06-01	93.732	Mental and Behavioral Health Education and Training Grants		202,728	
Direct	4G22RH30357-04-03	93.211	Telehealth Programs		1	
Direct	4GA5RH37464-01-03	93.211	Telehealth Programs	COVID-19	40,484	
Direct	5 D87HP31254-05-02	93.059	Training in General, Pediatric, and Public Health Dentistry		3,792	
Direct	5 D87HP31254-07-00	93.059	Training in General, Pediatric, and Public Health Dentistry		97,034	
Direct	5 U1UTH42525-02-00	93.211	Telehealth Programs		284,714	
Direct	5G01RH32157-03-03	93.211	Telehealth Programs		227,121	41,001
Direct	5U1CRH03717-19	93.155	Rural Health Research Centers		827,278	
Direct	5U27RH01080-20-00	93.241	State Rural Hospital Flexibility Program		1,796,163	959,310
Passthrough:						
Assoc of Public Health Laboratories	56300-600-150-23-04 Amendment 1	93.110	Maternal and Child Health Federal Consolidated Programs		75,000	
Fairview Health Services	CON000000070761 Am 5	93.110	Maternal and Child Health Federal Consolidated Programs		15,376	
MN Assoc of Community Health Centers	Amd 1	93.461	HRSA COVID-19 Claims Reimbursement for the Uninsured Program and the COVID-19 Coverage Assistance Fund	COVID-19	1,930	
MN Department of Health	SWIFT Contract 147077 Amendment 4	93.870	Maternal, Infant and Early Childhood Home Visiting Grant		269,480	
MN Department of Human Services	211897	93.917	HIV Care Formula Grants		514,854	

UNIVERSITY OF MINNESOTA

**SCHEDULE OF EXPENDITURES OF FEDERAL AWARDS
FOR THE YEAR ENDED JUNE 30, 2023**

Cluster, Agency, Subagency, Direct/Pass-through,Pass-through Entity	Award #	ALN#	ALN Program Title	COVID-19	Federal Expenditures	Subrecipient Expenditures
National Opinion Research Center	8004.UMN.01	93.C09	Contract-Department of Health and Human Services-Health Resources and Services Administration		\$ 105,053	\$ -
Proof Alliance	CON-95013 UT9MC39477	93.110	Maternal and Child Health Federal Consolidated Programs		23,352	
State of Minnesota	63671GRK%125881/3000052884 Amd 4	93.917	HIV Care Formula Grants		21,471	
University of California, San Francisco	Agreement #10898sc Amendment 05	93.110	Maternal and Child Health Federal Consolidated Programs		209,521	
University of Michigan	SUBK00016901 / PO Number 3007135258	93.516	Public Health Training Centers Program		38,608	
Department of Health and Human Services, Immed Office of the Secretary of Health and Human Services						
Direct	90PH0005 / 01-08	93.355	Public Health Informatics & Technology Workforce Development Program (The PHIT Workforce Development Program)	COVID-19	940,554	177,510
Passthrough:						
National Assoc of Cty & City Health Officials	MRC RISE 22 - 0004 Mod-1	93.008	Medical Reserve Corps Small Grant Program		20,467	
Department of Health and Human Services, Indian Health Service						
Passthrough:						
Indian Health Council Inc	CON-105478 H61HS0001	93.382	Indian Health Service Community Health Aide Program		8,607	
Indian Health Council Inc	CON-98754 H1H61HS0001	93.382	Indian Health Service Community Health Aide Program		93,736	
Department of Health and Human Services, National Institutes of Health						
Direct	75N91022P00534	93.C11	Contract-Department of Health and Human Services-National Institutes of Health		20,000	
Direct	75N91022P00950	93.C11	Contract-Department of Health and Human Services-National Institutes of Health		187,548	
Direct	HHSN261201700087A	93.C11	Contract-Department of Health and Human Services-National Institutes of Health		97,856	
Passthrough:						
Brigham and Women's Hospital	Alliance for Clinical Trials In Oncology	93.C11	Contract-Department of Health and Human Services-National Institutes of Health		27,282	
CSRA, LLC	75K00001DB/GSN010/PO107-111841	93.C11	Contract-Department of Health and Human Services-National Institutes of Health		5,358	
Department of Health and Human Services, Office of Assistant Secretary for Health						
Passthrough:						
City of Minneapolis	CPIMP211253 COM0005470	93.137	Community Programs to Improve Minority Health Grant Program	COVID-19	27,555	
Department of Health and Human Services, Substance Abuse and Mental Health Services Administration						
Direct	1H79SM084079-02	93.243	Substance Abuse and Mental Health Services Projects of Regional and National Significance		112,354	
Direct	6H79SM084887-02M001	93.243	Substance Abuse and Mental Health Services Projects of Regional and National Significance		459,870	308,630
Direct	6H79TI083262-02M001	93.788	Opioid STR		403,017	
Passthrough:						
Association of Africans Living in Vernon	3 / BPOS4018	93.243	Substance Abuse and Mental Health Services Projects of Regional and National Significance		26,273	
MN Department of Human Services	110808 FEP Am 6	93.958	Block Grants for Community Mental Health Services		162,188	
MN Department of Human Services	114525 NAVIGATE Amendment 4	93.958	Block Grants for Community Mental Health Services		17,390	
MN Department of Human Services	193537 Amd 1	93.788	Opioid STR		386,535	
MN Department of Human Services	CON-83668 H79SM080155-03	93.104	Comprehensive Community Mental Health Services for Children with Serious Emotional Disturbances (SED)		(3,218)	
University of Wisconsin - Madison	0000002560	93.243	Substance Abuse and Mental Health Services Projects of Regional and National Significance		15,227	
Department of Homeland Security						
Direct	70RSAT22G00000006 / 70RSAT22FR0000159	97.CXX	Contract-Department of Homeland Security		31,006	
Department of Homeland Security, Federal Emergency Management Agency						
Passthrough:						
MN Department of Natural Resources	158526/ 3000151743	97.045	Cooperating Technical Partners		823	
MN Department of Public Safety	206152	97.047	BRIC: Building Resilient Infrastructure and Communities		100,290	
MN Dept of Homeland Sec & Emer Mgmt	183886	97.047	BRIC: Building Resilient Infrastructure and Communities		182,975	
MN Dept of Homeland Sec & Emer Mgmt	A-SHSP-2021-UNNMN-020/3000078663	97.067	Homeland Security Grant Program		17,702	
MN Dept of Homeland Sec & Emer Mgmt	A-UASI-2021-UNIVMN-015	97.067	Homeland Security Grant Program		66,645	
MN Dept of Homeland Sec & Emer Mgmt	SWIFT 221244/PO 3000083720	97.047	BRIC: Building Resilient Infrastructure and Communities		82,443	
MN Dept of Homeland Sec & Emer Mgmt	SWIFT 221314/PO 3000083778	97.047	BRIC: Building Resilient Infrastructure and Communities		41,489	
Department of Justice, Office of Justice Programs						
Direct	2019-VM-BX-0011	16.320	Services for Trafficking Victims		12,347	
Passthrough:						
City of Minneapolis	PO 877258/Master: COM0005470/FAN 223-3	16.838	Comprehensive Opioid, Stimulant, and Substance Abuse Program		64,739	
MN Department of Health	Contract No. 188595 Amendment 2	16.831	Children of Incarcerated Parents		25,056	
MN Department of Public Safety	A-CVS-2020-CUHCC-025	16.575	Crime Victim Assistance		4,906	
MN Department of Public Safety	A-CVS-2022-CUHCC-168	16.575	Crime Victim Assistance		122,886	
National 4-H Council	CON-90810 2020-JU-FX0031	16.726	Juvenile Mentoring Program		5,290	
National 4-H Council	CON-96735 15PJDD-21-GG-02766-MENT	16.726	Juvenile Mentoring Program		35,591	
Department of State						
Direct	SLMAQM20GR2508	19.700	General Department of State Assistance		100,289	

UNIVERSITY OF MINNESOTA

SCHEDULE OF EXPENDITURES OF FEDERAL AWARDS
FOR THE YEAR ENDED JUNE 30, 2023

Cluster, Agency, Subagency, Direct/Pass-through,Pass-through Entity	Award #	ALN#	ALN Program Title	COVID-19	Federal Expenditures	Subrecipient Expenditures
Department of State, Bureau of Educational and Cultural						
Passthrough:						
Institute of International Education	3000259156	19.010	Academic Exchange Programs - Hubert H. Humphrey Fellowship Program		\$ 348,032	\$ -
World Learning Inc	IDEAS21-UMN01/SECAGD21CA3052	19.009	Academic Exchange Programs - Undergraduate Programs		16,437	
Department of State, Office of the Under Secretary for Public Diplomacy and Public Affairs						
Direct	SJA80020GR0054	19.040	Public Diplomacy Programs		23,921	(517)
Direct	SJA80021GR3031	19.040	Public Diplomacy Programs		12,438	
Department of the Interior						
Direct	140P6421P0023 P00003	15.CXX	Contract-Department of the Interior		1,989	
Department of the Interior, National Park Service						
Direct	P16AC00370 Mod 6	15.945	Cooperative Research and Training Programs-Resources of the National Park System		6,801	
Department of the Interior, US Fish and Wildlife Service						
Passthrough:						
MN Department of Natural Resources	224189 PO3000224544	15.634	State Wildlife Grants		16,434	
Department of the Interior, US Geological Survey						
Direct	G21AC10638-01	15.808	U.S. Geological Survey Research and Data Collection		18,345	
Direct	G22AP00315-00	15.814	National Geological and Geophysical Data Preservation		68,049	13,512
Department of the Treasury, Departmental Offices						
Passthrough:						
MN Dept of Employment & Economic Dev	NS Prog-St of MN ARPA					
	Passthrough funding (SSBCI)	21.031	State Small Business Credit Initiative Technical Assistance Grant Program	COVID-19	159,567	
Pine County	CON-97270 Public Law 117-2 ARPA	21.027	CORONAVIRUS STATE AND LOCAL FISCAL RECOVERY FUNDS	COVID-19	19,259	
State of New York	TOSCO0017	21.027	CORONAVIRUS STATE AND LOCAL FISCAL RECOVERY FUNDS	COVID-19	422,910	
Department of the Treasury, Internal Revenue Service						
Direct	20-LITC0411-02-00	21.008	Low Income Taxpayer Clinics		(58)	
Direct	22-LITC0567-01-00	21.008	Low Income Taxpayer Clinics		117,537	
Department of Transportation						
Passthrough:						
MN Department of Transportation	1003325 WO 121	20.CXX	Contract-Department of Transportation		4,397	
Department of Transportation, Federal Highway Administration						
Passthrough:						
MN Department of Transportation	1036342 WO 23 Am 1	20.205	Highway Planning and Construction		22,423	
MN Department of Transportation	1036342 WO 35	20.215	Highway Training and Education		176,827	
MN Department of Transportation	1036342 WO 37, AMD 1	20.205	Highway Planning and Construction		26,593	
MN Department of Transportation	1036342 Work Order 13	20.205	Highway Planning and Construction		65,797	54,000
MN Department of Transportation	1036342 Work Order 16 Am 1	20.205	Highway Planning and Construction		92,979	
MN Department of Transportation	1036342 Work Order 22 Am 2	20.205	Highway Planning and Construction		11,367	
MN Department of Transportation	1049396 / PO# 3000642716	20.215	Highway Training and Education		33,581	
MN Department of Transportation	1053007/SWIFT 226690/ PO 3000692964	20.215	Highway Training and Education		3,531	
MN Department of Transportation	1053033/SWIFT 226747/PO 693072	20.215	Highway Training and Education		1,868	
MN Department of Transportation	Contract #1036342/ Work Order #41	20.205	Highway Planning and Construction		52,894	14,000
MN Department of Transportation	Contract 1036342/Work Order 78	20.205	Highway Planning and Construction		12,613	
MN Department of Transportation	Contract 1049735/SWIFT/PO 212790/645512	20.205	Highway Planning and Construction		25,239	
MN Department of Transportation	Contract:1036342/ WO: 42	20.205	Highway Planning and Construction		3,217	
MN Metropolitan Council	SG-2022-017/1048441	20.205	Highway Planning and Construction		15,000	
Department of Veterans Affairs						
Direct	36C24E20P0141 P0003 PO# 618D32009	64.CXX	Contract-Department of Veterans Affairs		11,837	
Direct	NS Prog-VA Res IPA's	64.UXX	Unid CFDA-Department of Veterans Affairs		57,243	
Environmental Protection Agency						
Direct	68HE0522P0007	66.CXX	Contract-Environmental Protection Agency		498,949	
Passthrough:						
Extension Foundation	SA-2022-09	66.716	Research, Development, Monitoring, Public Education, Outreach, Training, Demonstrations, and Studies		19,882	
MN Pollution Control Agency	SWIFT 211125, Ag Int 38587, PRO20220001	66.419	Water Pollution Control State, Interstate, and Tribal Program Support		1,419	
Medicaid and CHIP Payment and Access Commission						
Direct	MACP23275T1 / MACP22275T1 / MACP21275T1	05.CXX	Contract-Medicaid and CHIP Payment and Access Commission (MACPAC)		246,666	
National Aeronautics and Space Administration						
Direct	80NSSC20M0028	43.008	Office of Stem Engagement (OSTEM)		345,702	219,173
Direct	80NSSC20M0111 P00005	43.008	Office of Stem Engagement (OSTEM)		896,840	228,010
National Endowment for the Arts						
Direct	1885939-54-21	45.024	Promotion of the Arts Grants to Organizations and Individuals		3,160	
Direct	1891865-38-22	45.024	Promotion of the Arts Grants to Organizations and Individuals		71,867	
Direct	1893609-54-22 Amd 1	45.024	Promotion of the Arts Grants to Organizations and Individuals		10,000	
Direct	1906522-33-23	45.024	Promotion of the Arts Grants to Organizations and Individuals		29,998	

UNIVERSITY OF MINNESOTA

SCHEDULE OF EXPENDITURES OF FEDERAL AWARDS
FOR THE YEAR ENDED JUNE 30, 2023

Cluster, Agency, Subagency, Direct/Pass-through,Pass-through Entity	Award #	ALN#	ALN Program Title	COVID-19	Federal Expenditures	Subrecipient Expenditures
Passthrough: MN State Arts Board	103987	45.025	Promotion of the Arts Partnership Agreements	COVID-19	\$ 15	\$ -
National Endowment for the Humanities						
Direct	DR-286803-22	45.169	Promotion of the Humanities Office of Digital Humanities		4,958	
Direct	HAA-271653-20	45.169	Promotion of the Humanities Office of Digital Humanities		138,630	
Passthrough: National Trust for Historic Preservation	CON-97126 ZOR-283411-21	45.164	Promotion of the Humanities Public Programs		25,000	
University of Southern California	SCON-00002504 Am 2	45.169	Promotion of the Humanities Office of Digital Humanities		51,242	
Small Business Administration						
Direct	SBAHQ21SV002640	59.075	Shuttered Venue Operators Grant Program	COVID-19	51,337	
Direct	SBAHQ21SV004441.2	59.075	Shuttered Venue Operators Grant Program	COVID-19	56,845	
Social Security Administration						
Passthrough: University of Wisconsin - Madison	0000002586	96.007	Social Security Research and Demonstration		10,565	
The Institute of Museum and Library Services						
Direct	CAGML-247399-OMLS-20	45.312	National Leadership Grants		42,947	
Direct	LG-36-19-0035-19	45.312	National Leadership Grants		172,693	
Direct	MA-248973-OMS-21	45.301	Museums for America		84,490	
Direct	MA-251768-OMS-22	45.301	Museums for America		35,572	
Direct	RE-246347-OLS-20	45.313	Laura Bush 21st Century Librarian Program		22,713	
Passthrough: MN Department of Education	5574 / SWIFT 198664 / PO 3000025462	45.310	Grants to States		73,751	
MN Department of Education	5575 / SWIFT198665 / PO 3000025463	45.310	Grants to States		1,149,722	
Roger Williams University	SG-2230112-UMINN	45.313	Laura Bush 21st Century Librarian Program		1,752	-
Total Public Service					61,240,777	8,715,765
Instruction						
Department of Agriculture, Foreign Agricultural Service						
Direct	FX21CO-10962R024	10.962	Cochran Fellowship Program-International Training-Foreign Participant		71,392	
Passthrough: Michigan State University	RC112268-UMN	10.777	Norman E. Borlaug International Agricultural Science and Technology Fellowship		16,888	
Department of Agriculture, Forest Service						
Direct	20232001	10.689	Community Forest and Open Space Conservation Program (CFP)		410	
Direct	20232001	10.689	Community Forest and Open Space Conservation Program (CFP)		205	
Direct	20-DG-11132762-352	10.684	International Forestry Programs		132,617	
Direct	6140	10.689	Community Forest and Open Space Conservation Program (CFP)		18,466	
Direct	6140	10.689	Community Forest and Open Space Conservation Program (CFP)		3,410	
Direct	6140/2470	10.689	Community Forest and Open Space Conservation Program (CFP)		135,827	
Direct	NASP17	10.689	Community Forest and Open Space Conservation Program (CFP)		3,392	
Department of Agriculture, National Institute of Food and Agriculture						
Direct	2019-38413-29022	10.220	Higher Education - Multicultural Scholars Grant Program		37,500	
Direct	2020-70024-32376	10.336	Veterinary Services Grant Program		104,434	33,442
Direct	2021-38420-34075	10.210	Higher Education-Graduate Fellowships Grant Program		69,390	
Direct	2021-70003-35422 Amd 1	10.217	Higher Education - Institution Challenge Grants Program		1,639	
Direct	2021-70003-35498 / 2023-06760	10.217	Higher Education - Institution Challenge Grants Program		74,131	
Direct	NS Prog-Hatch Act Fund Appr	10.203	Payments to Agricultural Experiment Stations Under the Hatch Act		282,703	
Passthrough: University of Wisconsin - Madison	0000001905	10.215	Sustainable Agriculture Research and Education		12,566	
Department of Commerce, National Oceanic and Atmospheric Administration						
Direct	NA22OAR4170080	11.417	Sea Grant Support		5,125	
Direct	NA23OAR4170018	11.417	Sea Grant Support		37,191	
Direct	NA23OAR4170025	11.417	Sea Grant Support		27,708	
Direct	NA23OAR4170028	11.417	Sea Grant Support		27,708	
Direct	NA23OAR4170034	11.417	Sea Grant Support		31,337	
Direct	NA23OAR4170073	11.417	Sea Grant Support		31,013	
Department of Defense						
Passthrough: Institute of International Education	0054-UMN-14-SSC-280-PO9/ 3000209108	12.550	The Language Flagship Grants to Institutions of Higher Education		79,768	
Institute of International Education	BOR21-UMN-14-CHN-PO1/3000216623	12.550	The Language Flagship Grants to Institutions of Higher Education		299,806	
UES, Inc	S-210-216-001 Mod 01	12.CXX	Contract-Department of Defense		46,789	
Department of Education, Office of Elementary and Secondary Education						
Direct	T365Z160084 - 19 Action 8	84.365	English Language Acquisition State Grants		26,470	
Direct	T365Z160115 Mod 9	84.365	English Language Acquisition State Grants		122,464	17,581
Passthrough: Ctr for Applied Special Tech (CAST)	UMN010123123127	84.411	Education Innovation and Research (formerly Investing in Innovation (i3) Fund)		26,473	

UNIVERSITY OF MINNESOTA

SCHEDULE OF EXPENDITURES OF FEDERAL AWARDS
FOR THE YEAR ENDED JUNE 30, 2023

Cluster, Agency, Subagency, Direct/Pass-through,Pass-through Entity	Award #	ALN#	ALN Program Title	COVID-19	Federal Expenditures	Subrecipient Expenditures
Department of Education, Office of Postsecondary Education						
Direct	P015A220005	84.015	National Resource Centers Program for Foreign Language and Area Studies or Foreign Language and International Studies Program and Foreign Language and Area Studies Fellowship Program	\$	75,494	\$ -
Direct	P015B220007	84.015	National Resource Centers Program for Foreign Language and Area Studies or Foreign Language and International Studies Program and Foreign Language and Area Studies Fellowship Program		119,386	
Direct	P200A180089 Action 6	84.200	Graduate Assistance in Areas of National Need		27	
Department of Energy						
Passthrough:						
MN Department of Commerce	189920 / PO 3-13975	81.CXX	Contract-Department of Energy		94,386	
Department of Health and Human Services, Administration for Children and Families						
Passthrough:						
MN Department of Human Services	216785	93.658	Foster Care Title IV-E		2,116,127	
MN Department of Human Services	216785	93.658	Foster Care Title IV-E		249,373	211,529
MN Department of Human Services	GRK 129722-Amendment #6	93.658	Foster Care Title IV-E		312,743	269,993
MN Department of Human Services	GRK 129722-Amendment #6	93.658	Foster Care Title IV-E		204,633	
MN Department of Human Services	JPK 160374-Amendment 6	93.658	Foster Care Title IV-E		230,715	
Department of Health and Human Services, Administration for Community Living (ACL)						
Direct	90ARCP0002-05-02	93.433	ACL National Institute on Disability, Independent Living, and Rehabilitation Research		196,703	
Department of Health and Human Services, Agency for Healthcare Research and Quality						
Direct	5K12HS026379-04	93.226	Research on Healthcare Costs, Quality and Outcomes		534,203	246,291
Department of Health and Human Services, Centers for Disease Control and Prevention						
Direct	5T42OH008434-18	93.262	Occupational Safety and Health Program		1,675,333	127,558
Direct	5T42OH008434-19	93.262	Occupational Safety and Health Program		643	
Direct	6T42OH008434-16-03	93.262	Occupational Safety and Health Program		(55)	
Direct	6T42OH008434-17-01	93.262	Occupational Safety and Health Program		273,121	167,616
Department of Health and Human Services, Health Resources and Services Administration						
Direct	2 A22HP30946-07-00	93.124	Nurse Anesthetist Traineeship		17,030	
Direct	5 K02HP30810-05-00	93.976	Primary Care Medicine and Dentistry Clinician Educator Career Development Awards		13,860	
Direct	5 T08HP39285-04-00	93.925	Scholarships for Health Professions Students from Disadvantaged Backgrounds		372,838	
Direct	5 T76MC00005-66-00	93.110	Maternal and Child Health Federal Consolidated Programs		352,766	
Direct	5 T96HP42062-03-00	93.247	Advanced Nursing Education Workforce Grant Program		478,594	4,991
Direct	5 U1QHP33076-05-00	93.969	PPHF Geriatric Education Centers		41,807	
Direct	6 D19HP45846-02-01	93.178	Nursing Workforce Diversity		346,895	
Direct	6 P13RH45803-01-02	93.155	Rural Health Research Centers		88,557	37,445
Direct	6 T32HP22239-10-03	93.186	National Research Service Award in Primary Care Medicine		8,322	
Direct	6 T52HP46769-01-02	93.516	Public Health Training Centers Program		337,388	
Direct	6 T73MC12835-15-01	93.110	Maternal and Child Health Federal Consolidated Programs		764,531	
Direct	6T71MC00006-44-06	93.110	Maternal and Child Health Federal Consolidated Programs		80,786	
Passthrough:						
MN Department of Health	227787	93.236	Grants to States to Support Oral Health Workforce Activities		3,558	
Department of State, Bureau of Educational and Cultural						
Passthrough:						
Institute of International Education	3000222101	19.010	Academic Exchange Programs - Hubert H. Humphrey Fellowship Program		9,564	
International Research & Exchanges Board	FY22-YALI-PM-UMN-07	19.009	Academic Exchange Programs - Undergraduate Programs		165,095	
Department of Veterans Affairs						
Direct	36C24E22P0125 P00001	64.CXX	Contract-Department of Veterans Affairs		49,375	
Direct	NS Prog-VA Res IPA's	64.UXX	Unid CFDA-Department of Veterans Affairs		27,235	
National Aeronautics and Space Administration						
Direct	0080NSSC18K1150 P00005	43.012	Space Technology		24,500	
Direct	80NSSC19K1129 P00004	43.012	Space Technology		74,609	
National Endowment for the Humanities						
Direct	DR-290424-23	45.169	Promotion of the Humanities Office of Digital Humanities		1,860	-
Total Instruction					<u>11,068,824</u>	<u>1,116,446</u>
Total Non Clustered Programs					<u>77,041,555</u>	<u>9,832,211</u>
Total Federal Expenditures					<u>\$ 1,182,961,248</u>	<u>\$ 119,239,651</u>

UNIVERSITY OF MINNESOTA

NOTES TO SCHEDULE OF EXPENDITURES OF FEDERAL AWARDS FOR THE YEAR ENDED JUNE 30, 2023

1. SUMMARY OF SIGNIFICANT ACCOUNTING POLICIES

The accompanying schedule of expenditures of federal awards (the “Schedule”) includes the federal grant activity of the University of Minnesota (the “University”) and is prepared on the cash basis of accounting. The information presented in the Schedule is presented in accordance with the requirements of the U.S. Office of Management and Budget Circular Part 200—*Uniform Administrative Requirements, Cost Principles, and Audit Requirements for Federal Awards*. Therefore, some amounts presented in the Schedule may differ from amounts presented in, or used in, the preparation of the University’s consolidated financial statements.

The University passes through certain funds to subgrantee organizations. Expenditures incurred by the subgrantees and reimbursed by the University are presented in the Schedule but not in the consolidated financial statements of the University. The University is also the subrecipient of federal funds, which have been subject to testing and are reported as pass-through expenditures in the Schedule.

2. FACILITIES AND ADMINISTRATIVE RATES

The University utilized facilities and administrative rates that have been negotiated with and approved by its cognizant agency, the U.S. Department of Health and Human Services, and were effective for the period July 1, 2019 through June 30, 2023. As of FY2021, the Organized Research rate has been 55.0% and the Hormel Institute rate has been 59.0%.

3. CATALOG OF FEDERAL DOMESTIC ASSISTANCE (CFDA) NUMBERS

Some of the programs, grants and/or other awards included in the Schedule are contracts, which do not report CFDA numbers. The expenditure amounts related to these programs, grants, and/or other awards have been reported, generally, at an agency level.

4. FEDERAL PERKINS LOAN PROGRAM

Amounts reported in the Schedule for the Federal Perkins Loan Program represent administrative and collection costs. No new loans have been disbursed after June 30, 2018 under the Federal Perkins Loan Program. As of June 30, 2023, outstanding loans under the Federal Perkins Loan Program are \$10,104,072.

5. NEGATIVE EXPENDITURES

Within the Schedule there are negative amounts which represent a credit or adjustment, net of the expenditures incurred.

6. RECONCILIATION OF FEDERAL AWARDS TO THE CONSOLIDATED FINANCIAL STATEMENTS

The following schedule is a reconciliation of total expenditures as shown on the Schedule to the general ledger accounts included in the operating expenses reported on the consolidated statement of revenues, expenses and changes in net assets for the year ended June 30, 2023, which is included as part of the University’s consolidated financial statements.

Schedule of expenditures of federal awards	\$1,182,961,248
Federal loan program amounts provided by Student Finance Office not directly included on the consolidated financial statements (Federal Direct Loan Advances-CFDA 84.268, Federal Work Study-CFDA 84.033, Pell Grant Program-CFDA 84.063, SEOG-CFDA 84.007, TEACH-CFDA 84.379 & Health Professions Student Loans-CFDA 93.342)	(375,425,039)
Expenditures of federal program dollars included in consolidated operating expenses	56,049,438
Less expenditures not included on the consolidated statement of revenues, expenses, and changes in net assets (equipment, buildings, and structures)	(174,656,327)
Difference of prior-year overdrafts added back and current-year overdrafts subtracted out	1,005,324
Adjustments for expenditures of federal program dollars included in consolidated operating expenses and/or expenditures of non-federal program dollars included in consolidated operating expenses	(48,075)
Less cash to accrual basis adjusting journal entries	46,806
Less federal pass-through grants not on the consolidated statement of revenues, expenses, and change in net assets	(166,529,152)
 Subtotal Uniform Guidance Audit expense adjustments in federal fund class	 (659,557,025)
 Expenditures of non-federal dollars included in consolidated operating expenses	 3,959,162,165
Internal Sales included in consolidated operating expenses	(268,784,347)
Depreciation included in consolidated operating expenses	245,832,181
Non-depreciation and internal sales accrual basis adjusting journal entries (year-end close)	<u>(523,045,294)</u>
 Total operating expenses as shown on the consolidated statement of revenues, expenses and changes in net position for the year ended June 30, 2023	 <u>\$3,936,568,928</u>

* * * * *

UNIVERSITY OF MINNESOTA

SCHEDULE OF FINDINGS AND QUESTIONED COSTS FOR THE YEAR ENDED JUNE 30, 2023

SECTION I—SUMMARY OF AUDITOR’S RESULTS

Financial Statements

- A. Type of auditor’s report issued: Unmodified
- B. Internal control over financial reporting:
- Material weakness(es) identified? Yes No
 - Significant deficiency(ies) identified? Yes None reported
- C. Noncompliance material to financial statements noted? Yes No

Federal Awards

- D. Internal control over major programs:
- Material weakness(es) identified? Yes No
 - Significant deficiency(ies) identified? Yes None reported
- E. Type of auditor’s report issued on compliance for major programs: Unmodified
- F. Any audit findings disclosed that are required to be reported in accordance with 2 CFR 200.516(a)? Yes No
- G. Identification of major programs:

ALN Number	Name of Federal Program or Cluster
Various	Research and Development Cluster *
Various	Student Financial Assistance Cluster *
10.561	State Administrative Matching Grants for the Supplemental Nutrition Assistance Program
20.507	Federal Transit Cluster
93.658	Foster Care Title IV-E
97.036	Disaster Grants – Public Assistance (Presidentially Declared Disasters)

* This program has various and unidentified ALN numbers

H. Dollar threshold used to distinguish between Type A and Type B programs:

\$3,548,884 for Type A programs

I. Auditee qualified as low-risk auditee?

X Yes No

SECTION II—FINANCIAL STATEMENT FINDINGS

No financial statement matters are reportable matters.

SECTION III—FEDERAL AWARD FINDINGS AND QUESTIONED COSTS

No matters are reportable matters.

UNIVERSITY OF MINNESOTA

SUMMARY SCHEDULE OF PRIOR YEAR AUDIT FINDINGS FOR THE YEAR ENDED JUNE 30, 2023

None reported in prior years.

* * * * *

REPORT PACKAGE COVER PAGE

The purpose of this report cover is to identify each
Minnesota Office of Higher Education
Financial Aid Program covered by this report package

UNIVERSITY OF MINNESOTA

MINNEAPOLIS, MN

COMPLIANCE ATTESTATION EXAMINATION
OF MINNESOTA OFFICE OF HIGHER EDUCATION FINANCIAL AID PROGRAMS

UNIVERSITY OF MINNESOTA – TWIN CITIES
UNIVERSITY OF MINNESOTA – ROCHESTER

- * Minnesota State Grant
- * Student Educational Loan Fund
- * Postsecondary Child Care Grant
- * Minnesota Future Together Grant
- * Fostering Independence Higher Education Grant
 - * Minnesota State Work Study Program
 - * Minnesota Indian Scholarship Program
- * Minnesota-North Dakota Reciprocity Program
- * Minnesota-South Dakota Reciprocity Program
- * Minnesota-Wisconsin Reciprocity Program
 - * Manitoba Reciprocity Program
 - * Minnesota Dream Act
 - * Student Teacher Grants
- * Public Safety Officer Survivor Grant

FOR THE STATE FISCAL YEAR ENDED JUNE 30, 2023

DELOITTE & TOUCHE LLP
Certified Public Accountants

AUDITOR INFORMATION SHEET

UNIVERSITY OF MINNESOTA – TWIN CITIES
100 CHURCH STREET SE
220 MORRILL HALL
MINNEAPOLIS, MN 55455

TEL. NO. +1 612 625 6300

FAX. NO. +1 612 624 3318

INTERIM PRESIDENT: Jeffrey Ettinger

CONTACT PERSON & TITLE:
Mollie Viola,
Controller

LEAD AUDITOR: Judi Dockendorf
FIRM'S NAME: Deloitte & Touche, LLP
ADDRESS: 50 South Sixth Street, Suite 2800
Minneapolis, MN 55402

TEL. NO. +1 612 397 4000
FAX. NO. +1 612 397 4450

Minnesota Office of Higher Education Programs Examined:

- *Minnesota State Grant
- *Student Educational Loan Fund
- *Postsecondary Child Care Grant
- *Minnesota Future Together Grant
- *Fostering Independence Higher Education Grant
- *Minnesota State Work Study Program
- *Minnesota Indian Scholarship Program
- *Minnesota-North Dakota Reciprocity Program
- *Minnesota-South Dakota Reciprocity Program
- *Minnesota-Wisconsin Reciprocity Program
- *Manitoba Reciprocity Program
- *Minnesota Dream Act
- *Student Teacher Grants
- *Public Safety Officer Survivor Grant

Other campuses/locations considered as part of this entity and covered or excluded by this examination are:

- *University of Minnesota–Twin Cities
- *University of Minnesota–Rochester

Institution's Primary Accrediting Organization: Higher Learning Commission

Other Accrediting Organizations: Additional accrediting organizations available upon request

Records for the accounting and administration of the Minnesota Office of Higher Education Financial Aid Programs are located at (provide location): University of Minnesota – Twin Cities

INDEPENDENT ACCOUNTANT'S REPORT

We have examined management of the University of Minnesota – Twin Cities' (the "Twin Cities Campus") assertion that the Twin Cities Campus complied with Minnesota statutes, rules, and procedures governing its participation in the Minnesota Office of Higher Education (OHE) Financial Aid Programs for the year ended June 30, 2023. The Twin Cities Campus' management is responsible for its assertion. Our responsibility is to express an opinion on management's assertion based on our examination.

Our examination was conducted in accordance with attestation standards established by the American Institute of Certified Public Accountants, *Government Auditing Standards*, issued by the Comptroller General of the United States; the Audit (Attestation) Guide, *Audits/Attestation Engagements of Federal Student Financial Assistance Programs*, issued by the U.S. Department of Education; Office of the Inspector General and the Guide for Compliance Audits of Programs Administered for the 2022-2023 Academic Year issued by OHE. Those standards require that we plan and perform the examination to obtain reasonable assurance about whether management's assertion is fairly stated, in all material respects. An examination involves performing procedures to obtain evidence about management's assertion. The nature, timing, and extent of the procedures selected depend on our judgment and sample sizes prescribed by OHE, including an assessment of the risks of material misstatement of management's assertion, whether due to fraud or error. We believe that the evidence we obtained is sufficient and appropriate to provide a reasonable basis for our opinion.

We are required to be independent and to meet our other ethical responsibilities in accordance with relevant ethical requirements relating to the engagement.

In our opinion, management's assertion that the Twin Cities Campus complied with Minnesota statutes, rules, and procedures governing its participation in the OHE Financial Aid Programs for the year ended June 30, 2023 is fairly stated, in all material respects.

Deloitte & Touche LLP

December 12, 2023

Independent Accountant's Comments
on the Resolution of Prior Audit Findings,
Recommendations and Questioned Costs

No findings, recommendations, or questioned costs were disclosed in the 2022 OHE independent accountant's report.

UNIVERSITY OF MINNESOTA - TWIN CITIES

SCHEDULE OF FINDINGS AND QUESTIONED COSTS

YEAR ENDED JUNE 30, 2023

Program	Population	Sample	Instances of Noncompliance	Questioned Costs
Minnesota State Grant	9530*	45*	0	0
Student Educational Loan Fund	1331	45	0	0
Postsecondary Child Care Grant	153	37	0	0
Minnesota Future Together Grant	585	43	0	0
Fostering Independence Higher Education Grant	16	12	0	0
Minnesota State Work Study Program	1225	44	0	0
Minnesota Indian Scholarship Program	36	18	0	0
Minnesota-North Dakota Reciprocity Program	324	5	0	0
Minnesota-South Dakota Reciprocity Program	334	5	0	0
Minnesota-Wisconsin Reciprocity Program	4180	5	0	0
Manitoba Reciprocity Program	14	5	0	0
Minnesota Dream Act	58	29	0	0
Student Teacher Grants	45	22	0	0
Public Safety Officer Survivor Grant	1	1	0	0

* The Twin Cities campus does the set-up/programming/equations, runs the batch packaging process, and posts Minnesota State Grant awards for Crookston, Duluth, Morris, and Twin Cities/Rochester students. Rochester operates under the Twin Cities campus for all financial aid purposes. We looked at Crookston, Morris, Duluth, and Twin Cities/Rochester campuses in total for our examination purposes, however, the population and sample noted herein represent just the Twin Cities campus population and selected sample.

No examination findings or questioned costs were identified.

REPORT PACKAGE COVER PAGE

The purpose of this report cover is to identify each
Minnesota Office of Higher Education
Financial Aid Program covered by this report package

UNIVERSITY OF MINNESOTA

MINNEAPOLIS, MN

COMPLIANCE ATTESTATION EXAMINATION
OF MINNESOTA OFFICE OF HIGHER EDUCATION FINANCIAL AID PROGRAMS

UNIVERSITY OF MINNESOTA – DULUTH

- * Minnesota State Grant
- * Student Educational Loan Fund
- * Postsecondary Child Care Grant
- * Minnesota Future Together Grant
- * Fostering Independence Higher Education Grant
 - * Minnesota State Work Study Program
 - * Minnesota Indian Scholarship Program
- * Minnesota-North Dakota Reciprocity Program
- * Minnesota-South Dakota Reciprocity Program
 - * Minnesota-Wisconsin Reciprocity Program
 - * Manitoba Reciprocity Program
 - * Minnesota Dream Act
 - * Student Teacher Grants
 - * Midwest Student Exchange Program
 - * Public Safety Officer Survivor Grant

FOR THE STATE FISCAL YEAR ENDED JUNE 30, 2023

DELOITTE & TOUCHE LLP
Certified Public Accountants

AUDITOR INFORMATION SHEET

UNIVERSITY OF MINNESOTA - DULUTH
DARLAND ADMINISTRATION BUILDING 515
1049 UNIVERSITY DRIVE
DULUTH, MN 55812

TEL. NO. +1 218 726 7106

FAX. NO. +1 218 726 6535

INTERIM PRESIDENT: Jeffrey Ettinger

INTERIM CHANCELLOR: David McMillan

CONTACT PERSON & TITLE:

Mollie Viola,
Controller

LEAD AUDITOR: Judi Dockendorf
FIRM'S NAME: Deloitte & Touche, LLP
ADDRESS: 50 South Sixth Street, Suite 2800
Minneapolis, MN 55402

TEL. NO. +1 612 397 4000

FAX. NO. +1 612 397 4450

Minnesota Office of Higher Education Programs Examined:

- *Minnesota State Grant
- *Student Educational Loan Fund
- *Postsecondary Child Care Grant
- *Minnesota Future Together Grant
- *Fostering Independence Higher Education Grant
- *Minnesota State Work Study Program
- *Minnesota Indian Scholarship Program
- *Minnesota-North Dakota Reciprocity Program
- *Minnesota-South Dakota Reciprocity Program
- *Minnesota-Wisconsin Reciprocity Program
- *Manitoba Reciprocity Program
- *Minnesota Dream Act
- *Student Teacher Grants
- *Midwest Student Exchange Program
- *Public Safety Officer Survivor Grant

Other campuses/locations considered as part of this entity and covered or excluded by this examination are:

- *University of Minnesota-Duluth

Institution's Primary Accrediting Organization: Higher Learning Commission

Other Accrediting Organizations: Additional accrediting organizations available upon request

Records for the accounting and administration of the Minnesota Office of Higher Education Financial Aid Programs are located at (provide location): University of Minnesota - Duluth

INDEPENDENT ACCOUNTANT'S REPORT

We have examined management of the University of Minnesota – Duluth's (the "Duluth Campus") assertion that the Duluth Campus complied with Minnesota statutes, rules, and procedures governing its participation in the Minnesota Office of Higher Education (OHE) Financial Aid Programs for the year ended June 30, 2023. The Duluth Campus' management is responsible for its assertion. Our responsibility is to express an opinion on management's assertion based on our examination.

Our examination was conducted in accordance with attestation standards established by the American Institute of Certified Public Accountants, *Government Auditing Standards*, issued by the Comptroller General of the United States; the Audit (Attestation) Guide, *Audits/Attestation Engagements of Federal Student Financial Assistance Programs*, issued by the U.S. Department of Education; Office of the Inspector General and the Guide for Compliance Audits of Programs Administered for the 2022-2023 Academic Year issued by OHE. Those standards require that we plan and perform the examination to obtain reasonable assurance about whether management's assertion is fairly stated, in all material respects. An examination involves performing procedures to obtain evidence about management's assertion. The nature, timing, and extent of the procedures selected depend on our judgment and sample sizes prescribed by OHE, including an assessment of the risks of material misstatement of management's assertion, whether due to fraud or error. We believe that the evidence we obtained is sufficient and appropriate to provide a reasonable basis for our opinion.

We are required to be independent and to meet our other ethical responsibilities in accordance with relevant ethical requirements relating to the engagement.

In our opinion, management's assertion that the Duluth Campus complied with Minnesota statutes, rules, and procedures governing its participation in the OHE Financial Aid Programs for the year ended June 30, 2023 is fairly stated, in all material respects.

Deloitte & Touche LLP

December 12, 2023

Independent Accountant's Comments
on the Resolution of Prior Audit Findings,
Recommendations and Questioned Costs

No findings, recommendations, or questioned costs were disclosed in the 2022 OHE independent accountant's report.

UNIVERSITY OF MINNESOTA - DULUTH

SCHEDULE OF FINDINGS AND QUESTIONED COSTS YEAR ENDED JUNE 30, 2023

Program	Population	Sample	Instances of Noncompliance	Questioned Costs
Minnesota State Grant	2508*	45*	0	0
Student Educational Loan Fund	378	41	0	0
Postsecondary Child Care Grant	3	3	0	0
Minnesota Future Together Grant	234	40	0	0
Fostering Independence Higher Education Grant	11	9	0	0
Minnesota State Work Study Program	289	41	0	0
Minnesota Indian Scholarship Program	34	17	0	0
Minnesota-North Dakota Reciprocity Program	79	5	0	0
Minnesota-South Dakota Reciprocity Program	29	5	0	0
Minnesota-Wisconsin Reciprocity Program	881	5	0	0
Manitoba Reciprocity Program	5	5	0	0
Minnesota Dream Act	6	6	0	0
Student Teacher Grants	7	7	0	0
Midwest Student Exchange Program	48	5	0	0
Public Safety Officer Survivor Grant	1	1	0	0

* The Twin Cities campus does the set-up/programming/equations, runs the batch packaging process, and posts Minnesota State Grant awards for Crookston, Duluth, Morris, and Twin Cities/Rochester students. Rochester operates under the Twin Cities campus for all financial aid purposes. We looked at Crookston, Morris, Duluth, and Twin Cities/Rochester campuses in total for our examination purposes, however, the population and sample noted herein represent just the Duluth campus population and selected sample.

No examination findings or questioned costs were identified.

REPORT PACKAGE COVER PAGE

The purpose of this report cover is to identify each
Minnesota Office of Higher Education
Financial Aid Program covered by this report package

UNIVERSITY OF MINNESOTA

MINNEAPOLIS, MN

COMPLIANCE ATTESTATION EXAMINATION
OF MINNESOTA OFFICE OF HIGHER EDUCATION FINANCIAL AID PROGRAMS

UNIVERSITY OF MINNESOTA – CROOKSTON

- * Minnesota State Grant
- * Student Educational Loan Fund
- * Postsecondary Child Care Grant
- * Minnesota Future Together Grant
- * Fostering Independence Higher Education Grant
 - * Minnesota State Work Study Program
 - * Minnesota Indian Scholarship Program
- * Minnesota-North Dakota Reciprocity Program
- * Minnesota-South Dakota Reciprocity Program
- * Minnesota-Wisconsin Reciprocity Program
 - * Student Teacher Grants

FOR THE STATE FISCAL YEAR ENDED JUNE 30, 2023

DELOITTE & TOUCHE LLP
Certified Public Accountants

AUDITOR INFORMATION SHEET

UNIVERSITY OF MINNESOTA - CROOKSTON
107 SELVIG HALL
2900 UNIVERSITY AVE
CROOKSTON, MN 56716

TEL. NO. +1 218 281 8343

FAX. NO. +1 218 281 8040

INTERIM PRESIDENT: Jeffrey Ettinger

CHANCELLOR: Mary Holz-Clause

CONTACT PERSON & TITLE:
Mollie Viola,
Controller

LEAD AUDITOR: Judi Dockendorf
FIRM'S NAME: Deloitte & Touche, LLP
ADDRESS: 50 South Sixth Street, Suite 2800
Minneapolis, MN 55402

TEL. NO. +1 612 397 4000
FAX. NO. +1 612 397 4450

Minnesota Office of Higher Education Programs Examined:

- *Minnesota State Grant
- *Student Educational Loan Fund
- *Postsecondary Child Care Grant
- *Minnesota Future Together Grant
- *Fostering Independence Higher Education Grant
- *Minnesota State Work Study Program
- *Minnesota Indian Scholarship Program
- *Minnesota-North Dakota Reciprocity Program
- *Minnesota-South Dakota Reciprocity Program
- *Minnesota-Wisconsin Reciprocity Program
- *Student Teacher Grants

Other campuses/locations considered as part of this entity and covered or excluded by this examination are:

- *University of Minnesota-Crookston

Institution's Primary Accrediting Organization: Higher Learning Commission

Other Accrediting Organizations: Additional accrediting organizations available upon request

Records for the accounting and administration of the Minnesota Office of Higher Education Financial Aid Programs are located at (provide location): University of Minnesota - Crookston

INDEPENDENT ACCOUNTANT'S REPORT

We have examined management of the University of Minnesota – Crookston's (the "Crookston Campus") assertion that the Crookston Campus complied with Minnesota statutes, rules, and procedures governing its participation in the Minnesota Office of Higher Education (OHE) Financial Aid Programs for the year ended June 30, 2023. The Crookston Campus' management is responsible for its assertion. Our responsibility is to express an opinion on management's assertion based on our examination.

Our examination was conducted in accordance with attestation standards established by the American Institute of Certified Public Accountants, *Government Auditing Standards*, issued by the Comptroller General of the United States; the Audit (Attestation) Guide, *Audits/Attestation Engagements of Federal Student Financial Assistance Programs*, issued by the U.S. Department of Education; Office of the Inspector General and the Guide for Compliance Audits of Programs Administered for the 2022 -2023 Academic Year issued by OHE. Those standards require that we plan and perform the examination to obtain reasonable assurance about whether management's assertion is fairly stated, in all material respects. An examination involves performing procedures to obtain evidence about management's assertion. The nature, timing, and extent of the procedures selected depend on our judgment and sample sizes prescribed by OHE, including an assessment of the risks of material misstatement of management's assertion, whether due to fraud or error. We believe that the evidence we obtained is sufficient and appropriate to provide a reasonable basis for our opinion.

We are required to be independent and to meet our other ethical responsibilities in accordance with relevant ethical requirements relating to the engagement.

In our opinion, management's assertion that the Crookston Campus complied with Minnesota statutes, rules, and procedures governing its participation in the OHE Financial Aid Programs for the year ended June 30, 2023 is fairly stated, in all material respects.

Deloitte & Touche LLP

December 12, 2023

Independent Accountant's Comments
on the Resolution of Prior Audit Findings,
Recommendations and Questioned Costs

No findings, recommendations, or questioned costs were disclosed in the 2022 OHE independent accountant's report.

UNIVERSITY OF MINNESOTA - CROOKSTON

SCHEDULE OF FINDINGS AND QUESTIONED COSTS

YEAR ENDED JUNE 30, 2023

Program	Population	Sample	Instances of Noncompliance	Questioned Costs
Minnesota State Grant	479*	42*	0	0
Student Educational Loan Fund	14	11	0	0
Postsecondary Child Care Grant	25	19	0	0
Minnesota Future Together Grant	126	36	0	0
Fostering Independence Higher Education Grant	2	2	0	0
Minnesota State Work Study Program	19	14	0	0
Minnesota Indian Scholarship Program	5	5	0	0
Minnesota-North Dakota Reciprocity Program	95	5	0	0
Minnesota-South Dakota Reciprocity Program	22	5	0	0
Minnesota-Wisconsin Reciprocity Program	67	5	0	0
Student Teachers Grants	4	4	0	0

* The Twin Cities campus does the set-up/programming/equations, runs the batch packaging process, and posts Minnesota State Grant awards for Crookston, Duluth, Morris, and Twin Cities/Rochester students. Rochester operates under the Twin Cities campus for all financial aid purposes. We looked at Crookston, Duluth, Morris, and Twin Cities/Rochester campuses in total for our examination purposes, however, the population and sample noted herein represent just the Crookston campus population and selected sample.

No examination findings or questioned costs were identified.

REPORT PACKAGE COVER PAGE

The purpose of this report cover is to identify each
Minnesota Office of Higher Education
Financial Aid Program covered by this report package

UNIVERSITY OF MINNESOTA

MINNEAPOLIS, MN

COMPLIANCE ATTESTATION EXAMINATION
OF MINNESOTA OFFICE OF HIGHER EDUCATION FINANCIAL AID PROGRAMS

UNIVERSITY OF MINNESOTA – MORRIS

- * Minnesota State Grant
- * Student Educational Loan Fund
- * Minnesota Future Together Grant
- * Fostering Independence Higher Education Grant
 - * Minnesota State Work Study Program
 - * Minnesota Indian Scholarship Program
- * Minnesota-North Dakota Reciprocity Program
- * Minnesota-South Dakota Reciprocity Program
- * Minnesota-Wisconsin Reciprocity Program
 - * Manitoba Reciprocity Program
 - * Minnesota Dream Act
 - * Student Teacher Grants
- * Midwest Student Exchange Program

FOR THE STATE FISCAL YEAR ENDED JUNE 30, 2023

DELOITTE & TOUCHE LLP
Certified Public Accountants

AUDITOR INFORMATION SHEET

UNIVERSITY OF MINNESOTA - MORRIS
UMM CHANCELLOR'S OFFICE
ROOM 309 BEHM
600 E 4TH ST
MORRIS, MN 56267

TEL. NO. +1 320 589 6020

FAX. NO. +1 320 589 6399

INTERIM PRESIDENT: Jeffrey Ettinger

CHANCELLOR (acting): Janet Schrunk Ericksen

CONTACT PERSON & TITLE:

Mollie Viola,
Controller

LEAD AUDITOR: Judi Dockendorf
FIRM'S NAME: Deloitte & Touche, LLP
ADDRESS: 50 South Sixth Street, Suite 2800
Minneapolis, MN 55402

TEL. NO. +1 612 397 4000
FAX. NO. +1 612 397 4450

Minnesota Office of Higher Education Programs Examined:

- *Minnesota State Grant
- *Student Educational Loan Fund
- *Minnesota Future Together Grant
- *Fostering Independence Higher Education Grant
- *Minnesota State Work Study Program
- *Minnesota Indian Scholarship Program
- *Minnesota-North Dakota Reciprocity Program
- *Minnesota-South Dakota Reciprocity Program
- *Minnesota-Wisconsin Reciprocity Program
- *Manitoba Reciprocity Program
- *Minnesota Dream Act
- *Student Teacher Grants
- *Midwest Student Exchange Program

Other campuses/locations considered as part of this entity and covered or excluded by this examination are:

- *University of Minnesota–Morris

Institution's Primary Accrediting Organization: Higher Learning Commission

Other Accrediting Organizations: Additional accrediting organizations available upon request

Records for the accounting and administration of the Minnesota Office of Higher Education Financial Aid Programs are located at (provide location): University of Minnesota – Morris

INDEPENDENT ACCOUNTANT'S REPORT

We have examined management of the University of Minnesota – Morris' (the "Morris Campus") assertion that the Morris Campus complied with Minnesota statutes, rules, and procedures governing its participation in the Minnesota Office of Higher Education (OHE) Financial Aid Programs for the year ended June 30, 2023. The Morris Campus' management is responsible for its assertion. Our responsibility is to express an opinion on management's assertion based on our examination.

Our examination was conducted in accordance with attestation standards established by the American Institute of Certified Public Accountants, *Government Auditing Standards*, issued by the Comptroller General of the United States; the Audit (Attestation) Guide, *Audits/Attestation Engagements of Federal Student Financial Assistance Programs*, issued by the U.S. Department of Education; Office of the Inspector General and the Guide for Compliance Audits of Programs Administered for the 2022-2023 Academic Year issued by OHE. Those standards require that we plan and perform the examination to obtain reasonable assurance about whether management's assertion is fairly stated, in all material respects. An examination involves performing procedures to obtain evidence about management's assertion. The nature, timing, and extent of the procedures selected depend on our judgment and sample sizes prescribed by OHE, including an assessment of the risks of material misstatement of management's assertion, whether due to fraud or error. We believe that the evidence we obtained is sufficient and appropriate to provide a reasonable basis for our opinion.

We are required to be independent and to meet our other ethical responsibilities in accordance with relevant ethical requirements relating to the engagement.

In our opinion, management's assertion that the Morris Campus complied with Minnesota statutes, rules, and procedures governing its participation in the OHE Financial Aid Programs for the year ended June 30, 2023 is fairly stated, in all material respects.

Deloitte & Touche LLP

December 12, 2023

Independent Accountant's Comments
on the Resolution of Prior Audit Findings,
Recommendations and Questioned Costs

No findings, recommendations, or questioned costs were disclosed in the 2022 OHE independent accountant's report.

UNIVERSITY OF MINNESOTA - MORRIS

SCHEDULE OF FINDINGS AND QUESTIONED COSTS

YEAR ENDED JUNE 30, 2023

Program	Population	Sample	Instances of Noncompliance	Questioned Costs
Minnesota State Grant	398*	43*	0	0
Student Educational Loan Fund	27	20	0	0
Minnesota Future Together Grant	16	12	0	0
Fostering Independence Higher Education Grant	2	2	0	0
Minnesota State Work Study Program	46	23	0	0
Minnesota Indian Scholarship Program	3	3	0	0
Minnesota-North Dakota Reciprocity Program	19	5	0	0
Minnesota-South Dakota Reciprocity Program	36	5	0	0
Minnesota-Wisconsin Reciprocity Program	23	5	0	0
Manitoba Reciprocity Program	1	1	0	0
Minnesota Dream Act	1	1	0	0
Student Teacher Grants	3	3	0	0
Midwest Student Exchange Program	19	5	0	0

* The Twin Cities campus does the set-up/programming/equations, runs the batch packaging process, and posts Minnesota State Grant awards for Crookston, Duluth, Morris, and Twin Cities/Rochester students. Rochester operates under the Twin Cities campus for all financial aid purposes. We looked at Crookston, Duluth, Morris, and Twin Cities/Rochester campuses in total for our examination purposes, however, the population and sample noted herein represent just the Morris campus population and selected sample.

No examination findings or questioned costs were identified.

INDEPENDENT ACCOUNTANT'S REPORT

Board of Regents and
Athletic Director Mark Coyle
University of Minnesota
Minneapolis, Minnesota

We have performed the procedures enumerated below to assist the University of Minnesota Athletics Department (the "University") and the National Collegiate Athletics Association ("NCAA") (collectively the "specified parties") in evaluating the University's compliance with the requirements of NCAA Bylaw 20.2.4.17 and FY2023 Financial Agreed-Upon Procedures guide issued by the NCAA ("NCAA Bylaw 20.2.4.17") related to the University of Minnesota Intercollegiate Athletics Program statement of revenues and expenses (the "Statement") for the year ended June 30, 2023 (the "subject matter"). The University is responsible for the subject matter.

The University has agreed to and acknowledged that the procedures performed are appropriate to meet the intended purpose of assisting the specified parties in evaluating the subject matter. The procedures performed are specified in NCAA Bylaw 20.2.4.17.

We make no representation regarding the appropriateness of the procedures either for the purpose for which our report has been requested or for any other purpose. Accordingly, this report may not be suitable for either the purpose of which this report has been requested or for any other purpose. The procedures performed may not address all the items of interest to a user of this report and may not meet the needs of all users of this report and, as such, users are responsible for determining whether the procedures performed are appropriate for their purposes.

For the following agreed-upon procedures, if a specific category was less than 4.0% of total revenues or expenses, no procedures were performed for the specific category. Any differences are noted as findings.

The procedures and associated findings are as follows:

Agreed-upon Procedures Related to the Statement of Revenues and Expenses

- We obtained the Statement for the year ended June 30, 2023, as prepared by management, and included in Exhibit A to this report.
- We recalculated the total dollar amounts on the Statement and compared the amounts on each line on the Statement to the corresponding amounts on the reconciliation prepared by management between the University's general ledger and the amounts on the Statement, noting no exceptions.
- We compared the dollar amounts on management's reconciliation to the University's general ledger and recalculated the total presented on the Statement, noting no exceptions.

- We compared current year recorded revenue and expense amounts over 10% of the total current year revenues and expenses, respectively, to prior year recorded amounts and current year budgeted amounts obtained from the University recorded in the Statement and general ledger. We obtained and documented explanations from management for any variances in excess of 10% in revenue and expense amounts. Refer to Exhibit E for explanations obtained from management for the fluctuations identified.

Agreed-upon Procedures Related to Revenues

- We compared and agreed each operating revenue category reported in the Statement during the year ended June 30, 2023, to supporting schedules provided by management, noting no exceptions.
- We haphazardly selected 13 operating revenue receipts obtained from the above operating revenue supporting schedules provided by management and compared and agreed the date, name, dollar amount, and description to supporting documentation, noting no exceptions.
- We compared tickets sold during the year ended June 30, 2023, complimentary tickets provided during the year ended June 30, 2023, and unsold tickets to the related revenue reported by the University in the Statement and the related attendance figures and recalculated totals, noting no exceptions.
- We inquired of University management as to whether the University received student fee revenue during the year ended June 30, 2023, noting that it did not; no further procedures were performed.
- We inquired of University management as to whether the University received direct state or other governmental support during the year ended June 30, 2023, noting that it did not; no further procedures were performed.
- We recalculated the total direct institutional support recorded by the University during the year ended June 30, 2023, noting the direct institutional support received was less than 4% of total revenues; no further procedures were performed.
- We inquired of University management as to whether the Athletics Department incurred transfers back to the University during the year ended June 30, 2023, noting that it did not; no further procedures were performed.
- We recalculated the total indirect institutional support recorded by the University during the year ended June 30, 2023, noting the indirect institutional support received was less than 4% of total revenues; no further procedures were performed.
- We recalculated total guarantees during the year ended June 30, 2023, noting the revenues derived from guaranteed contests was less than 4% of total revenues; no further procedures were performed.
- We recalculated total contributions during the year ended June 30, 2023 and compared to the related revenue reported by the University in the Statement. We inquired of University management as to whether the University received contributions of money, goods, or services directly by an intercollegiate athletics program from any affiliated or outside organization, agency, or group of individuals (two or more) not included above that constituted 10% or more in aggregate of all contributions received for intercollegiate athletics during the year ended June 30, 2023, noting there were none; no further procedures were performed.

- We recalculated the total amount of in-kind donations during the year ended June 30, 2023, noting the in-kind donations were less than 4% of total revenues; no further procedures were performed.
- We inquired of University management as to whether any employees of the University received compensation and benefits provided by a third party during the year ended June 30, 2023, noting that none did; no further procedures were performed.
- We obtained and inspected agreements supporting the University's total media (broadcast, television, radio) rights received by the University through its conference offices during the year ended June 30, 2023. We compared and agreed media rights revenues to a summary statement of all media rights identified to the University's general ledger and recalculated totals, noting no exceptions.
- We recalculated the total amount of NCAA distributions revenue and expense during the year ended June 30, 2023, noting NCAA distributions were less than 4% of total revenue; no further procedures were performed.
- We recalculated the University's total conference distributions and participation in revenues from tournaments during the year ended June 30, 2023, noting conference distributions were less than 4% of total revenues; no further procedures were performed.
- We obtained and inspected agreements related to the University's conference distributions of football bowl generated revenues during the year ended June 30, 2023 for the relevant terms and conditions. We compared and agreed the related revenues to the University's general ledger and the Statement and recalculated totals, noting no exceptions.
- We recalculated the total of program sales, concessions, novelty sales, and parking during the year ended June 30, 2023, noting these were less than 4% of total revenues; no further procedures were performed.
- We obtained and inspected agreements related to the University's participation in revenues from royalties, licensing, advertisements, and sponsorships during the year ended June 30, 2023 for the relevant terms and conditions. We compared and agreed the related revenues to the University's general ledger and the Statement, and recalculated totals, noting no exceptions.
- We inquired of University management as to whether the University received sports camp revenues during the year ended June 30, 2023, noting that sports camps at the University are independently owned and are not operated by the University; no further procedures were performed.
- We recalculated the total athletics restricted endowment, institutional endowments and investment income during the year ended June 30, 2023, noting athletics restricted endowments, institutional endowments and investment income were less than 4% of total revenues; no further procedures were performed.
- We compared and agreed other operating revenues reported in the Statement during the year ended June 30, 2023, to supporting statements provided by management and recalculated totals, noting no exceptions.
- We recalculated the total football bowl revenues during the year ended June 30, 2023, noting football bowl revenues were less than 4% of total revenues; no further procedures were performed.

Agreed-upon Procedures Related to Expenditures

- We compared and agreed each operating expense category reported in the Statement during the year ended June 30, 2023, to supporting schedules provided by management, noting no exceptions.
- We haphazardly selected 12 operating expenses from the above operating expense supporting schedules provided by management and compared and agreed the date, name, dollar amount, and description to supporting documentation, noting no exceptions.
- We selected a sample of 40 students from the listing of institutional student aid recipients during the year ended June 30, 2023. We obtained student account detail for each student selected from the listing above and compared total aid in the institution's student system to the student's detail in either the NCAA's Compliance Assistant software or the institution report that ties directly to the NCAA Membership Financial Reporting System.

We performed the following procedures for each selected student's detail reported in either the NCAA's Compliance Assistant software or entered directly into the NCAA Membership Financial Reporting System:

- Recalculated the full-time equivalency value for each selected student-athlete in all sports.
- Recalculated Grants-in-aid and inspected that the full grant amount was entered into the NCAA Compliance Assistant software or NCAA Membership Financial Reporting System as a full year of tuition (not by semester or quarter).
- Recalculated Grants-in aid revenue distribution equivalencies in accordance and agreed that only eligible expenses per NCAA Bylaw 20.02.10 are included.
- Inspected that each student athlete selected was only counted once, regardless of multiple sport participation and did not have a revenue distribution equivalency greater than 1.00.
- If a selected student received a Pell Grant, we inspected support that the value of Pell Grants received by the student was not included in the calculation of equivalencies or the total dollar amount of student athletic aid expense for the institution.
- If a selected student received a Pell Grant, we traced the student's grant to the Pell Grants reported for Revenue Distribution purposes in the NCAA Membership Financial Reporting System.

We recalculated totals for each sport and overall. No exceptions were noted in the above procedures.

- We recalculated the total amount of guarantees expenses during the year ended June 30, 2023, noting the guarantees expenses were less than 4% of total expenses; no further procedures were performed.
- We obtained and inspected a listing of coaches employed by the University and related entities during the year ended June 30, 2023 and selected five coaches' contracts that included football, and men's and women's basketball from the listing. We compared and agreed the financial terms and conditions of each selection to the related coaching salaries, benefits, and bonuses expense recorded by the University and related entities in the Statement during the year ended June 30,

2023. We obtained and inspected payroll summary registers for the year ended June 30, 2023 for each selection. We compared and agreed payroll summary registers for the year ended June 30, 2023 to the related coaching salaries, benefits, and bonuses expense paid by the University and related entities to the expense recorded by the University in the Statement for the year ended June 30, 2023. We compared and agreed the totals recorded to the employment contracts executed for the sample selected and recalculated totals. No exceptions were noted as a result of our procedures.

- We inquired of University management as to whether any coaches were employed by third parties during the year ended June 30, 2023, noting there were none; no further procedures were performed.
- We selected five support staff/administrative personnel employed by the University and related entities during the year ended June 30, 2023. We obtained and inspected the payroll summary register for the year ended June 30, 2023 for each selection. We compared and agreed related payroll summary registers for the year ended June 30, 2023 to the related support staff/administrative salaries, benefits, and bonuses expense paid by the University and related entities recorded by the University in the Statement during the year ended June 30, 2023, and recalculated the totals, noting no exceptions.
- We inquired of University management as to whether any support staff/administrative personnel were employed by third parties during the year ended June 30, 2023, noting there were none; no further procedures were performed.
- We recalculated the total amount of the University's severance payments during the year ended June 30, 2023, noting the severance payments were less than 4% of total expenses; no further procedures were performed.
- We recalculated the total amount of the University's recruiting expenses during the year ended June 30, 2023, noting the recruiting expenses were less than 4% of total expenses; no further procedures were performed.
- We obtained documentation of the University's team travel policies and compared and agreed to existing University and NCAA related policies. We obtained general ledger detail for the year ended June 30, 2023, compared to the total expenses reported in the Statement, and recalculated totals, noting no exceptions.
- We recalculated the total amount of the University's sports equipment, uniforms, and supplies expenses during the year ended June 30, 2023, noting the equipment, uniforms, and supplies expenses were less than 4% of total expenses; no further procedures were performed.
- We recalculated the total amount of the University's game expenses during the year ended June 30, 2023, noting the game expenses were less than 4% of total expenses; no further procedures were performed.
- We recalculated the total amount of the University's fundraising, marketing, and promotion expenses during the year ended June 30, 2023, noting the fundraising, marketing, and promotion expenses were less than 4% of total expenses; no further procedures were performed.

- We inquired of University management as to whether the University had any sports camp expenses during the year ended June 30, 2023, noting that sports camps at the University are independently owned and are not operated by the University; no further procedures were performed.
- We recalculated the total amount of the University's spirit groups expense during the year ended June 30, 2023, noting the spirit group expenses were less than 4% of total expenses; no further procedures were performed.
- We obtained a listing of debt service schedules, lease payments, and rental fees for athletics facilities during the year ended June 30, 2023. We selected and compared five facility payments including the top two highest facility payments to additional supporting documentation. We compared the amounts recorded to the amounts listed in the general ledger detail and recalculated totals, noting no exceptions.
- We obtained general ledger detail of direct overhead and administrative expenses and compared to the total expenses reported in the Statement for the year ended June 30, 2023. We made five selections of transactions, agreed them to supporting documentation, and recalculated totals, noting no exceptions.
- We recalculated the total amount of medical expenses and insurance during the year ended June 30, 2023, noting the medical expenses and insurance were less than 4% of total expenses; no further procedures were performed.
- We recalculated the total amount of the University's membership and dues expenses during the year ended June 30, 2023, noting the membership and dues expenses were less than 4% of total expenses; no further procedures were performed.
- We obtained general ledger detail of the University's other operating expenses for the year ended June 30, 2023, and compared to the total expense reported in the Statement. We selected five transactions, agreed them to the supporting documentation, and recalculated totals, noting no exceptions.
- We recalculated the total amount of the University's student-athlete meals (non-travel) expenses during the year ended June 30, 2023, noting the student-athlete meals (non-travel) expenses were less than 4% of total expenses; no further procedures were performed.
- We recalculated the total amount of the University's football bowl expenses during the year ended June 30, 2023, noting the football bowl expenses were less than 4% of total expenses; no further procedures were performed.

Agreed-upon Procedures for Division I Financial Reporting

- We compared and agreed the sports sponsored reported in the NCAA Membership Financial Reporting System to the Calculation of Revenue Distribution Equivalencies per the squad lists of the University, noting no exceptions.
- We compared grants-in-aid revenue distribution equivalencies for the year ended June 30, 2023 to grants-in-aid revenue distribution equivalencies for the year ended June 30, 2022 per the NCAA Membership Financial Reporting System submission, noting a decrease of 5%, greater than +/- 4%. We inquired and documented the explanation from management, that the decrease was attributed

to COVID-19 exempted scholarships provided for the year ended June 30, 2022, but were not permitted under NCAA rules for the year ended June 30, 2023.

- We obtained the University's Sports Sponsorship and Demographics Form submitted to the NCAA for the year ended June 30, 2023 and compared that the countable NCAA sports reported by the University met the minimum requirements set forth in NCAA Bylaw 20.9.6.3 for the number of contests and the number of participants in each contest that is counted toward meeting the minimum-contest requirement, noting no exceptions.
- We agreed the NCAA countable sports reported by the University for revenue distribution purposes within the NCAA Membership Financial Reporting System, noting no exceptions.
- We compared the number of sports sponsored for the year ended June 30, 2023 to the reported total of sports sponsored for the year ended June 30, 2022 per the Membership Financial Report Submission, noting no variances; no further procedures were performed.
- We agreed the total number of Division I student-athletes who, during the academic year, received a Pell Grant award and the total dollar amount of these Pell Grants reported in the NCAA Membership Financial Reporting System to a report, generated out of the University's financial aid records, of all student-athlete Pell Grants, noting no exceptions.
- We compared Pell Grants for the year ended June 30, 2023 to Pell Grants for the year ended June 30, 2022 reported in the NCAA Membership Financial Reporting System, noting no variance greater than +/- 20 Pell Grants; no further procedures were performed.

Agreed-upon Procedures for Other Reporting Items

- We inquired of University management as to whether there were any Excess Transfers to Institution or Conference Realignment Expenses during the year ended June 30, 2023, noting there were none; no further procedures were performed.
- We obtained repayment schedules for all outstanding intercollegiate athletics debt as of June 30, 2023 and recalculated annual maturities provided in the schedules obtained. We agreed the total annual maturities and total outstanding intercollegiate athletic related debt to supporting documentation and the University's general ledger, noting no exceptions.
- We agreed the total outstanding institutional debt as of June 30, 2023 to supporting documentation and the University's audited financial statements, or the University's general ledger, noting no exceptions.
- We inquired of University management as to whether there were athletics dedicated endowments as of June 30, 2023 maintained by the University of Minnesota Athletics Department, the institution and affiliated organizations, noting that the Statement does not present any fund or net asset balances; no further procedures were performed.
- We obtained a schedule of athletics related capital expenditures made by athletics, the institution and affiliated organizations and general ledger detail of capital expenditures during the year ended June 30, 2023 and compared to the total expenditures reported, noting no exceptions. We selected five transactions, compared to supporting documentation and recalculated totals, noting no exceptions.

Agreed-upon Procedures for Affiliated and outside Organizations

- We obtained the list of all affiliated and outside organizations that contributed funds to the University's Intercollegiate Athletics Department for the year ended June 30, 2023 and that management has determined have an ongoing intention to contribute, a summary of which is included as Exhibit D.
- We obtained the related statements of contributions for the year ended June 30, 2023, from the officers of the affiliated and outside organizations via confirmation directly with the affiliated and outside organizations, noting no exceptions.
- We agreed the dollar amount of contributions received from the affiliated and outside organizations to the general ledger of the University, noting no exceptions.
- We directly confirmed cash balances recorded as of June 30, 2023 by the affiliated and outside organizations and inspected the related year-end bank reconciliations, noting no exceptions.

Agreed-upon Procedures for Internal Controls

- We inquired with management of the University's Intercollegiate Athletics Department regarding control procedures over ticket sales, which are unique to intercollegiate athletics. We selected one transaction recorded by the University's Intercollegiate Athletics Department during the year ended June 30, 2023, from the corresponding ticket sales recorded in the University's general ledger. For the transaction selected, we inspected management's reconciliation of the underlying ticket sales, including source documents and agreed to the transaction amount recorded in the general ledger, noting no exceptions.

We were engaged by the University to perform this agreed-upon procedures engagement and conducted our engagement in accordance with attestation standards established by the American Institute of Certified Public Accountants. We were not engaged to and did not conduct an examination or review engagement, the objective of which would be the expression of an opinion or conclusion, respectively, on the subject matter. Accordingly, we do not express such an opinion or conclusion. Had we performed additional procedures, other matters might have come to our attention that would have been reported to you.

We are required to be independent of the University and to meet our other ethical responsibilities, in accordance with the relevant ethical requirements related to our agreed-upon procedures engagement.

This report is intended solely for the information and use of the University of Minnesota Athletics Department, the Board of Regents and management of the University, and authorized representatives of the NCAA, and is not intended to be, and should not be, used by anyone other than these specified parties.

Deloitte & Touche LLP

December 21, 2023

UNIVERSITY OF MINNESOTA—MINNEAPOLIS, MINNESOTA
University of Minnesota Athletics Department—National Collegiate
Athletic Association

EXHIBIT A

STATEMENT OF REVENUE AND EXPENDITURES
FOR THE YEAR ENDED JUNE 30, 2023

	Football	Men's Basketball	Other Men's Sports	Women's Basketball	Other Women's Sports	Nonprogram Specific	Adjustments	Total
REVENUES:								
Ticket sales	\$11,843,000	\$ 2,525,931	\$3,948,163	\$361,658	\$1,092,254	\$ -	\$ -	\$ 19,771,006
Direct state or other government support								-
Student fees								-
Direct institutional support						3,343,751		3,343,751
Less—transfers to institution								-
Indirect institutional support						4,484,358		4,484,358
Indirect institutional support—athletic facilities, debt service, lease and rental fees					144,960			144,960
Guarantees			21,000	15,000				36,000
Contributions	14,734,823	2,828,973	2,810,755	390,571	1,569,860	4,198,707		26,533,689
In-kind					780			780
Compensation and benefits provided by a third party								-
Media rights	38,303,220	9,575,805						47,879,025
NCAA distributions		1,965,890	82,455		92,086	3,221,795		5,362,226
Conference distributions	1,291,212	512,338	404,804			227,047		2,435,401
Program, novelty, parking and concession sales	80,506					4,986,952		5,067,458
Royalties, licensing, advertisements and sponsorships			78,281		93,096	12,434,344		12,605,721
Sports camp revenues								-
Athletics restricted endowment and investments income						1,097,391		1,097,391
Other operating revenue	325,000	2,870	41,821		17,246	8,922,174		9,309,111
Bowl revenues	2,902,002							2,902,002
Conference distributions of bowl generated revenue	7,734,857							7,734,857
Total revenues	<u>77,214,620</u>	<u>17,411,807</u>	<u>7,387,279</u>	<u>767,229</u>	<u>3,010,282</u>	<u>42,916,519</u>	<u>-</u>	<u>148,707,736</u>

(Continued)

UNIVERSITY OF MINNESOTA—MINNEAPOLIS, MINNESOTA
University of Minnesota Athletics Department—National Collegiate
Athletic Association

STATEMENT OF REVENUE AND EXPENDITURES
FOR THE YEAR ENDED JUNE 30, 2023

	Football	Men's Basketball	Other Men's Sports	Women's Basketball	Other Women's Sports	Nonprogram Specific	Adjustments	Total
EXPENSES:								
Athletic student aid	\$ 4,391,100	\$ 621,727	\$ 2,959,908	\$ 639,743	\$ 6,350,280	\$ 69,412	\$ -	\$ 15,032,170
Guarantees	1,150,000	478,000	110,345	128,941	32,823			1,900,109
Head coaching salaries, benefits, and bonuses paid by the university and related entities								-
Head coaching other compensation and benefits paid by a third party								-
Coaches salaries, benefits, and bonuses paid by the university and related entities	14,066,295	4,167,945	3,729,365	2,192,471	4,950,437	24,311		29,130,824
Coaches other compensation and benefits paid by a third party								-
Support staff/administrative salaries, benefits and bonuses paid by the university and related entities	3,733,092	399,290	294,810	393,439	530,328	17,863,206		23,214,165
Support staff/administrative other compensation and benefits paid by a third party								-
Severance payments				347,587	35,284	8,457		391,328
Recruiting	1,788,971	332,376	211,766	137,363	399,691			2,870,167
Team travel	1,303,703	1,083,411	2,114,555	777,572	3,298,006			8,577,247
Sports equipment, uniforms and supplies	1,431,113	154,817	725,358	113,255	1,011,403	120,280		3,556,226
Game expenses	2,691,834	391,167	925,726	266,519	466,118	655,643		5,397,007
Fund raising, marketing and promotion	294,351	84,726	98,041	41,730	32,375	961,194		1,512,417
Sports camp expenses								-
Spirit groups	29,999	16,089	60,148	1,650	2,522	864,318		974,726
Athletic facilities debt service, lease and rental fees	2,018,914		1,216,361		955,471	9,953,474		14,144,220
Direct overhead and administrative expenses	3,898,506	497,994	1,926,790	457,355	2,002,181	12,261,983		21,044,809
Indirect institutional support						4,484,358		4,484,358
Medical expenses and insurance						1,662,891		1,662,891
Memberships and dues	4,205	365	2,457	824	4,866	165,326		178,043
Student athlete meals	1,759,750	236,693	300,652	85,498	353,040	1,524,227		4,259,860
Other operating expenses	1,019,698	150,754	773,642	179,126	984,508	2,932,036		6,039,764
Bowl expenses	2,032,564							2,032,564
Bowl expenses—coaching compensation	580,032							580,032
Total expenses	42,194,127	8,615,354	15,449,924	5,763,073	21,409,333	53,551,116	-	146,982,927
NET SURPLUS/(DEFICIT)	\$35,020,493	\$ 8,796,453	\$ (8,062,645)	\$ (4,995,844)	\$ (18,399,051)	\$ (10,634,597)	\$ -	\$ 1,724,809

*Net Surplus/(Deficit) per the Statement of Revenues and Expenses, presented in compliance with NCAA Bylaw 3.2.4.17, herein will not agree to the University's Operating Budget results due to differences in accounting for purposes of the University's internal budget management.

(Concluded)

UNIVERSITY OF MINNESOTA—MINNEAPOLIS, MINNESOTA
University of Minnesota Athletics Department-National Collegiate
Athletic Association

NOTES TO THE STATEMENT OF REVENUES AND EXPENSES
FOR THE YEAR ENDED JUNE 30, 2023

The information on operating and gift-related revenues and operating expenses is presented in accordance with the principles stated in the NCAA Agreed-Upon Procedures manual, which contained policies and procedures related to the administration of NCAA Bylaw 20.2.4.17.

Revenue Recognition—The amounts in the Statement were obtained from the University’s general ledger, which is maintained on an accrual basis. The University prepared the Statement using the basic accounting and revenue recognition principles set forth in the American Institute of Certified Public Accountants Audit and Accounting Guide entitled “Not-for-Profit Organizations” (the “NFP Audit Guide”) and in the National Association of College and University Business Officers publication entitled “College and University Business Administration,” and revenue is presented on an accrual basis. The Statement presents a net surplus (deficit), but does not present any fund or net asset balances. In addition, changes in loan, endowment, or plant funds related to intercollegiate athletics are not included in the Statement.

The University records depreciation on physical plant and equipment; however, depreciation is not part of the Statement. Revenues include all unrestricted and restricted resources earned during the year to the extent that such funds were expended for current operating purposes. Ticket sales are recorded as revenue during the year in which the related event is scheduled. Revenues related to events scheduled subsequent to year-end are deferred.

Contributions—Contribution revenue included in the Statement represents contributions given to the University based on the donor’s instructions. There were no individual contributions in excess of 10% of all contributions received for the University for the year ended June 30, 2023.

Gifts—Revenues include amounts received directly from individuals, corporations, associations, foundations, clubs, or other organizations that are designated or restricted by the donor for the operations of the athletics program.

Investment and Endowment Income—Revenues include unrestricted and restricted investment and endowment income to the extent expended for operations of intercollegiate athletics.

Revenue Allocations—Revenues include subsidies from the University of Minnesota. These amounts are allocated by the University’s management.

Capitalized Assets—Land, buildings, and other property are recorded at cost, if purchased or constructed, or at market value on the date of gift, if received by gift or bequest. Capitalized assets are recorded on a cash basis with the exception of some construction in progress additions which are recorded on an accrual basis.

Expenses—Expenses included in the Statement are presented on a cash basis.

UNIVERSITY OF MINNESOTA—MINNEAPOLIS, MINNESOTA
University of Minnesota Athletics Department—National Collegiate
Athletic Association

EXHIBIT B

CAPITAL ASSET ACTIVITY
AS OF JUNE 30, 2023

	Balance at June 30, 2022	Additions	Disposals	Transfers	Balance at June 30, 2023
GROSS BUILDING:					
Robbie Stadium, Elizabeth Lyle	\$ 2,779,205	\$ -	\$ -	\$ -	\$ 2,779,205
Ridder Arena and Bselne Tns Fac	20,774,551				20,774,551
Williams Arena—Wmns Locker Rms	832,715				832,715
Aquatic Center—Canoe Storage B	110,421				110,421
U of Minnesota Boat House	4,894,450				4,894,450
Bierman Field Athletic Bldg	3,205,666				3,205,666
Bierman Field Athletic Bld—Ren	7,571,682				7,571,682
Gibson/Nagurski Football Facil	12,694,581				12,694,581
Bierman Field Clubhouse	26,332				26,332
Bierman Field Clubhouse—Tool R	1,000				1,000
Bierman Field Clubhse—Stre Shd	1,250				1,250
Siebert Stadium	7,614,850				7,614,850
Mariucci Arena	23,909,760				23,909,760
Field House, University of Min	1,477,379				1,477,379
Field House, UMN—renovation	21,109				21,109
Peik Gymnasium	1,149,106				1,149,106
Cowles Stadium, Jane Sage	2,612,416				2,612,416
Williams Arena and Sprts Paviln	21,926,971				21,926,971
Driving range bldg, golf crse	228,536				228,536
Golf club house	35,565				35,565
Turf Management Ctr, golf crse	49,602				49,602
Turf Mgmt Center golf crse-ren	1,034,754				1,034,754
Gymnasium	108,535				108,535
Gymnasium—Renovation	2,865,255				2,865,255
Gymnasium—Pool and Renovation	3,946,734				3,946,734
Golf course projects	56,085				56,085
Golf course projects	341,777				341,777
Cowles Stadium, Jane Sage	58,280				58,280
Golf course tunnel	82,500				82,500
Tennis crts 1715 5th St S.E.	335,076				335,076
Huntington Bank Stadium	281,999,119				281,999,119
Replacement fieldturf in indoor practice facility	475,078				475,078
Golf Team Practice Course	418,327				418,327
Robbie Stadium Support Building	48,791				48,791
Mariucci Locker Room Upgrade	136,116				136,116
Athletes Village Excellence Center	227,021				227,021
Athletes Village Football Performance-Indoor Football	255,399				255,399
Intercollegiate Athletics—Athletes Village	147,961,672				147,961,672
Williams Arena 2008 Addition	1,111,115				1,111,115
Bierman Wrestling Practice Room	2,406,102				2,406,102
Track and Recreation Sports Bubble	18,516,442				18,516,442
Year-Round Golf Facility	3,379,719				3,379,719
Maturi Sports Pavilion Performance Center	3,243,176				3,243,176
TOTAL BUILDING	<u>\$ 580,924,220</u>	<u>\$ -</u>	<u>\$ -</u>	<u>\$ -</u>	<u>\$ 586,189,163</u>
Mariucci & Ridder—Centennial Improvements		5,046,889			5,046,889
Womens Gymnastics Facility		218,054			218,054
TOTAL CIP	<u>\$ -</u>	<u>\$ 5,264,943</u>	<u>\$ -</u>	<u>\$ -</u>	<u>\$ 5,264,943</u>
GROSS EQUIPMENT	<u>\$ 20,232,656</u>	<u>\$ 2,393,204</u>	<u>\$ (1,169,525)</u>	<u>\$ -</u>	<u>\$ 21,456,335</u>

UNIVERSITY OF MINNESOTA—MINNEAPOLIS, MINNESOTA
University of Minnesota Athletics Department—National Collegiate
Athletic Association

EXHIBIT C

LONG-TERM DEBT REPAYMENT SCHEDULE
AS OF JUNE 30, 2023

Project	Original Loan Amount Related to Athletics Dept Project	Outstanding Principal Amount of Athletic Debt at June 30, 2023	Interest Rate Charged to Athletics	FY23 Debt Service
Boat House	\$ 2,400,000	\$ 480,000	3.00 %	\$ 144,960
Huntington Bank Stadium	28,000,000	14,472,770	2.50	1,710,550
Huntington Bank Stadium	25,000,000	11,977,000	1.08-3.10	308,364
Athletes Village	66,517,750	57,144,629	3.30	3,950,000
Athletes Village	33,372,000	12,168,000	1.50	224,926
Track & Field Facility	19,000,000	16,317,984	3.30	1,128,000
Aquatic Center HVAC	3,200,000	2,505,691	4.00	286,022
COVID-19 operating shortfall	<u>20,800,000</u>	<u>15,300,000</u>	1.50	<u>5,778,548</u>
TOTAL	<u>\$ 198,289,750</u>	<u>\$ 130,366,074</u>		<u>\$ 13,531,370</u>

The table above includes all externally issued debt paid by Athletics. Internal loans, typically for small capital upgrades funded by gift funds are not included in this schedule, however, the debt service for those loans is included in the Athletic Facilities Debt Service, Lease, and Rental Fees line in the Statement of Revenues and Expenses.

General obligation (GO) bonds or commercial paper (CP) supported by the full faith and credit of the University of Minnesota (the “University”) are issued for various capital projects. When a project related to athletics facilities is funded by external debt, the Athletics Department is generally charged its applicable share of debt service for that debt.

In prior years, the year debt related to the boat house was included in a line item named “Various Facilities Projects”, which also included a \$970,440 original loan balance related to the Hockey/Tennis Complex. The Hockey/Tennis Complex loan was paid off in FY22.

Huntington Bank Stadium (formerly TCF Bank Stadium (the “Stadium”)), completed in July 2009, was financed with various debt issuances, private donations, corporate sponsorships, student fees, game-day parking fees, and other University revenues. The debt issuances supporting the Stadium included GO bonds Series 2009A, with a par of \$41,000,000, GO bonds Series 2009B with a par of \$17,035,000, Special Purpose Revenue Bonds (State Supported Stadium Debt) Series 2006, with a par of \$137,250,000, and CP Series D totaling \$25,000,000.

Repayment of \$28,000,000 of the \$41,000,000 GO Series 2009A is an obligation of the Athletics Department. The remaining \$13,000,000 of the \$41,000,000 of GO Series 2009A is funded by student activity fees, which are not part of the Athletics Department and is not included in the long-term debt repayment schedule above. Repayment of the GO Series 2009B is funded by a separate contractual agreement that is not included in the activity of the Athletics Department and is not included in the table above.

Principal payments on the \$25,000,000 of CP Series D are being funded by pledged gifts as they are received by the University of Minnesota Foundation (“UMF”) and/or Athletics Department revenue.

Fiscal year 2023 charges to the Athletics Department are based on the actual interest and fees the University paid on the CP.

The state-supported Stadium debt is a special limited obligation of the University, and is not included in the long-term debt repayment schedule above. Specified transfers are expected to be made by the State of Minnesota (the "State") pursuant to legislation providing for the appropriation of such transfer from the general fund of the State for the payment of the state-supported Stadium debt. On August 26, 2015, the University issued Special Purpose Revenue Refunding Bonds Series 2015A. The Series 2015A was issued in the par amount of \$90,075,000 to defease and refund the Special Purpose Revenue Bonds Series 2006. The State is expected to continue to make the specified transfer for the Series 2015A pursuant to amended legislation. There are no other revenues nor assets of the University, nor the full faith and credit of the University, that are pledged for repayment of the principal or interest on the state-supported Stadium debt.

Athletes Village, completed in January 2018, was financed with various debt issuances, private donations, and corporate sponsorships. The debt issuances supporting Athletes Village included GO Bonds Series 2017A in the amount of \$66,517,750 and CP Series G in the amount of \$33,372,000. Principal payments on the \$33,372,000 of CP Series G are being funded by pledged gifts as they are received by UMF on behalf of the University.

The Track and Field Facility, completed in October 2018, was financed with GO Bonds Series 2017A in the approximate amount of \$19,000,000 and private donations. The cost included the relocation of the recreation sports bubble and softball field.

The Aquatic Center HVAC project was substantially completed in the summer of 2019. The Athletic Department's responsibility for one-third of the approximate \$12,600,000 project cost was funded by GO Bonds series 2019A in the approximate amount of \$3,200,000.

The Athletic Department finished the fiscal year (FY) 2021 with a cash deficit due to the disruption in revenue during FY20 and FY21 as a result of the COVID-19 pandemic. During FY21, the Board of Regents approved the issuance of an internal loan to the Athletics Department to address the cash deficit. Commercial Paper was issued in FY22 in the amount of \$20,800,000.

UNIVERSITY OF MINNESOTA—MINNEAPOLIS, MINNESOTA
University of Minnesota Athletics Department—National Collegiate
Athletic Association

EXHIBIT D

AFFILIATED AND OUTSIDE ORGANIZATION ACTIVITY
AS OF AND FOR THE YEAR ENDED JUNE 30, 2023

	Beginning Cash Balance	Cash Receipts	To or On Behalf of Program	To or On Behalf of Boosters	Non University Activity	Ending Cash Balance
MEN'S ACTIVITY:						
Dugout Club	\$ 30,329	\$ 27,170	\$ 26,912	\$ 16,921	\$ 101	\$ 13,565
Goal Line Club	70,346	8,009		8,163		70,192
Golden Dunkers	28,920	37,310	10,568	23,998	5,950	25,714
Takedown Club	<u>15,113</u>	<u>143,763</u>	<u> </u>	<u>126,787</u>	<u>150</u>	<u>31,939</u>
Total men's activity	<u>144,708</u>	<u>216,252</u>	<u>37,480</u>	<u>175,869</u>	<u>6,201</u>	<u>141,410</u>
WOMEN'S ACTIVITY:						
The Inside Track (Friends Of Mn)	57,006	15,022		20,797	94	51,137
Power Play	<u>2,554</u>	<u>971</u>	<u> </u>	<u>1,263</u>	<u>5</u>	<u>2,257</u>
Total women's activity	<u>59,560</u>	<u>15,993</u>	<u>-</u>	<u>22,060</u>	<u>99</u>	<u>53,394</u>
TOTAL ACTIVITY	<u>\$ 204,268</u>	<u>\$ 232,245</u>	<u>\$ 37,480</u>	<u>\$ 197,929</u>	<u>\$ 6,300</u>	<u>\$ 194,804</u>

UNIVERSITY OF MINNESOTA-MINNEAPOLIS, MINNESOTA
University of Minnesota Athletics Department-National Collegiate
Athletic Association

VARIANCE ANALYSIS—ACTUAL COMPARED TO BUDGET (UNAUDITED)⁽¹⁾
FOR THE YEAR ENDED JUNE 30, 2023

Revenues	2023 Actual	2023 Budget	Variance	Management Explanations
Ticket Sales	\$ 19,771,006	\$ 17,890,000	\$ 1,881,006	The variance is driven from Men's Hockey exceeding budget by approximately \$860,000 and Football by approximately \$700,000. Both programs have been successful in recent years and able to increase demand from fans. The remainder of the variance is primarily from the value of tickets issued for trade totaling approximately \$280,000. Ticket trade is not included in the budget on the revenue or expense side, but the revenue and expense are included in this report per the instructions for each category.
Contributions	\$ 26,533,689	\$ 19,876,250	\$ 6,657,439	The largest positive variance in this category relates to contributions utilized to cover expenses not included in the operating budget totaling approximately \$6.4 million. The other primary positive variance is contributions related to Scholarship Seating Donations tied to season ticket sales totaling approximately \$1.55 million more than budget due to higher demand for season tickets. The largest negative variance relates to \$1 million in gift funds budgeted for expenses that were instead covered with other sources of revenue. The other main negative variance relates to lower gift funds needed to pay facilities debt service due to paying down a portion of the principal balance, and paying part of the interest with other revenue sources.
Expenses				
Direct Overhead and Administrative Expenses	\$ 21,044,809	\$ 16,010,505	\$ 5,034,304	The largest items contributing to expenses exceeding budget in this category relate to approximately \$1.4 million in video control equipment replacements, approximately \$2.1 million in stadium video board replacement expenses and approximately \$600,000 in groundwater remediation expenses. These expenses were originally planned to be debt financed but were covered with unbudgeted revenue and expense savings as of June 30th, 2023. The remaining variances related to higher operating expenses were due to inflation for sports, facilities, and support units, and program enhancements paid by unbudgeted gift funds.

Note 1: Revenue and expense items which exceed 10% of total revenue and expense, respectively, and varied from the budgeted amount by more than 10%.

UNIVERSITY OF MINNESOTA-MINNEAPOLIS, MINNESOTA
University of Minnesota Athletics Department-National Collegiate
Athletic Association

VARIANCE ANALYSIS—ACTUAL COMPARED TO PRIOR YEAR ⁽¹⁾
FOR THE YEAR ENDED JUNE 30, 2023

Expenses	2023 Actual	2022 Actual	Variance	Management Explanations
Coaches Salaries, Benefits, and Bonuses Paid by the University and Related Entities	\$ 29,130,824	\$ 26,009,310	\$ 3,121,514	The increase in Coaching Salaries is mainly driven by a mid-year increase of approximately \$1.2 million in salaries and fringe for the football staff, including the head coach. Also, there was approximately \$1.1 million related to contract buyouts that the University paid related to the new women's basketball head coach, new volleyball head coach, and one football assistant coach. All other increases are driven by increases due to annual merit increases, retention, and raises, along with higher academic and performance bonuses for certain sports.
Support Staff/Administrative Salaries, Benefits and Bonuses Paid by the University and Related Entities	\$ 23,214,165	\$ 20,812,599	\$ 2,401,566	The increase in Support Staff/Administrative Salaries is mainly driven by annual merit increases, an increase in minimum wage for part-time employees, salary adjustments for market and retention, additional strategic and critical positions, and staying more consistently fully staffed throughout the year.
Direct Overhead and Administrative Expenses	\$ 21,044,809	\$ 16,270,689	\$ 4,774,120	The largest items contributing to the increase in this category relate to approximately \$1.4 million in video control equipment replacements, approximately \$2.1 million in stadium video board replacement expenses and approximately \$600,000 in groundwater remediation expenses. The remaining variances related to higher operating expenses were due to inflation for sports, facilities, and support units, and program enhancements paid by unbudgeted gift funds.

Note 1: Revenue and expense items which exceed 10% of total revenue and expense, respectively, and varied from the prior year's amount by more than 10%.

INDEPENDENT ACCOUNTANT'S REPORT

Board of Regents and
Athletic Director Stephanie Helgeson
University of Minnesota Crookston
Crookston, Minnesota

We have performed the procedures enumerated below to assist the University of Minnesota Crookston Athletics Department (the "University") and the National Collegiate Athletics Association ("NCAA") (collectively the "specified parties") in evaluating the University's compliance with the requirements of NCAA Bylaw 7.5.1.5.23.1 and FY2023 Agreed-Upon Procedures guide issued by the NCAA ("NCAA Bylaw 7.3.1.5.23.1") related to the University of Minnesota Crookston Intercollegiate Athletics Program statement of revenues and expenses (the "Statement") for the year ended June 30, 2023 (the "subject matter"). The University is responsible for the subject matter.

The University has agreed to and acknowledged that the procedures performed are appropriate to meet the intended purpose of assisting the specified parties in evaluating the subject matter. The procedures performed are specified in NCAA Bylaw 7.3.1.5.23.

We make no representation regarding the appropriateness of the procedures either for the purpose for which our report has been requested or for any other purpose. Accordingly, this report may not be suitable for either the purpose of which this report has been requested or for any other purpose. The procedures performed may not address all the items of interest to a user of this report and may not meet the needs of all users of this report and, as such, users are responsible for determining whether the procedures performed are appropriate for their purposes.

For the following agreed-upon procedures, if a specific category was less than 4.0% of total revenues or expenses, no procedures were performed for the specific category. Any differences are noted as findings.

The procedures and associated findings are as follows:

Agreed-Upon Procedures Related to the Statement of Revenues and Expenses

- We obtained the Statement for the year ended June 30, 2023, as prepared by management, and included in Exhibit A to this report.
- We recalculated the total dollar amounts on the Statement and compared the amounts on each line on the Statement to the corresponding amounts on the reconciliation prepared by management between the University's general ledger and the amounts on the Statement, noting no exceptions.
- We compared the dollar amounts on management's reconciliation to the University's general ledger and recalculated the total presented on the Statement, noting no exceptions.
- We compared current year recorded revenue and expense amounts over 10% of the total current year revenues and expenses, respectively, to prior year recorded amounts and current year

budgeted amounts obtained from the University recorded in the Statement and general ledger. We obtained explanations and documented explanations from management for any variances in excess of 10% in revenue and expense amounts. Refer to Exhibit C for explanations obtained from management for the fluctuations identified.

Agreed-Upon Procedures Related to Revenues

- We compared and agreed each operating revenue category reported in the Statement during the year ended June 30, 2023, to supporting schedules provided by management, noting no exceptions.
- We haphazardly selected 13 operating revenue receipts obtained from the above operating revenue supporting schedules provided by management and compared and agreed the date, name, dollar amount, and description to supporting documentation, noting no exceptions.
- We compared tickets sold during the year ended June 30, 2023, complimentary tickets provided during the year ended June 30, 2023, and unsold tickets to the related revenue reported by the University in the Statement and the related attendance figures and recalculated totals, noting no exceptions.
- We recalculated the total student fees during the year ended June 30, 2023, noting the student fees were less than 4% of total revenues; no further procedures were performed.
- We inquired of University management as to whether the University received direct state or other governmental support during the year ended June 30, 2023, noting that it did not; no further procedures were performed.
- We compared the total direct institutional support recorded by the University during the year ended June 30, 2023 to the institutional support of budget transfers documentation and other corroborative supporting documentation and recalculated totals, noting no exceptions.
- We inquired of University management as to whether the Athletics Department incurred transfers back to the University during the year ended June 30, 2023, noting that it did not; no further procedures were performed.
- We recalculated total guarantees during the year ended June 30, 2023, noting that revenues derived from guaranteed contests was less than 4% of total revenues; no further procedures were performed.
- We recalculated total contributions during the year ended June 30, 2023 and compared to the related revenue reported by the University in the Statement. We inquired of University management as to whether the University received contributions of money, goods, or services directly by an intercollegiate athletics program from any affiliated or outside organization, agency, or group of individuals (two or more) not included above that constituted 10% or more in aggregate of all contributions received for intercollegiate athletics during the year ended June 30, 2023, noting there were none; no further procedures were performed.
- We inquired of University management as to whether the University received in-kind donations during the year ended June 30, 2023, noting that it did not; no further procedures were performed.

- We inquired of University management as to whether any employees of the University received compensation and benefits provided by a third party during the year ended June 30, 2023, noting that none did; no further procedures were performed.
- We inquired of University management as to whether the University received revenues from media (broadcast, television, radio) rights during the year ended June 30, 2023, noting that it did not; no further procedures were performed.
- We recalculated the total amount of NCAA distributions revenue and expense during the year ended June 30, 2023, noting that NCAA distributions were less than 4% of total revenues; no further procedures were performed.
- We recalculated the University's total conference distributions and participation in revenues from tournaments during the year ended June 30, 2023, noting the conference distributions were less than 4% of total revenues; no further procedures were performed.
- We inquired of University management as to whether the University received conference distributions of football bowl generated revenues during the year ended June 30, 2023, noting that it did not; no further procedures were performed.
- We inquired of University management as to whether the University received revenues from program sales, concessions, novelty sales, and parking during the year ended June 30, 2023, noting that it did not; no further procedures were performed.
- We inquired of University management as to whether the University received revenues from royalties, licensing, advertisements, and sponsorships during the year ended June 30, 2023, noting that it did not; no further procedures were performed.
- We inquired of University management as to whether the University received sports camp revenues during the year ended June 30, 2023, noting that it did not; no further procedures were performed.
- We inquired of University management as to whether the University had athletics restricted endowments, institutional endowments and investment income during the year ended June 30, 2023, noting that it did not; no further procedures were performed.
- We recalculated total other operating revenues during the year ended June 30, 2023, noting that other operating revenues were less than 4% of total revenues; no further procedures were performed.
- We inquired of University management as to whether the University received revenues from post-season bowl participation during the year ended June 30, 2023, noting that it did not; no further procedures were performed.

Agreed-Upon Procedures Related to Expenditures

- We compared and agreed each operating expense category reported in the Statement during the year ended June 30, 2023 to supporting schedules provided by management, noting no exceptions.
- We haphazardly selected 12 operating expenses from the above operating expense supporting schedules provided by management and compared and agreed the date, name, dollar amount, and description to supporting documentation, noting no exceptions.

- We selected a sample of 23 students from the listing of institutional student aid recipients during the year ended June 30, 2023. We obtained student account detail for each student selected from the listing above and compared total aid in the institutions student system to the student's detail in either the NCAA's Compliance Assistant software or the institution report that ties directly to the NCAA Membership Financial Reporting System. We recalculated totals for each sport and overall. No exceptions were noted as a result of our procedures.
- We inquired of University management as to whether the University had guarantees expenses during the year ended June 30, 2023, noting that it did not; no further procedures were performed.
- We obtained and inspected a listing of coaches employed by the University and related entities during the year ended June 30, 2023 and selected five coaches' contracts that included men's and women's basketball from the listing, but did not include football as this is not a sponsored sport for the University. We compared and agreed the financial terms and conditions of each selection to the related coaching salaries, benefits, and bonuses expense recorded by the University and related entities in the Statement during the year ended June 30, 2023. We obtained and inspected payroll summary registers for the year ended June 30, 2023 for each selection. We compared and agreed payroll summary registers for the year ended June 30, 2023 to the related coaching salaries, benefits, and bonuses expense paid by the University and related entities to the expense recorded by the University in the Statement for the year ended June 30, 2023. We compared and agreed the totals recorded to the employment contracts executed for the sample selected and recalculated totals. No exceptions were noted as a result of our procedures.
- We inquired of University management as to whether any coaches were employed by third parties during the year ended June 30, 2023, noting there were none; no further procedures were performed.
- We selected five support staff/administrative personnel employed by the University and related entities during the year ended June 30, 2023. We obtained and inspected the payroll summary register for the year ended June 30, 2023 for each selection. We compared and agreed payroll summary registers for the year ended June 30, 2023 to the related support staff/administrative salaries, benefits, and bonuses expense paid by the University and related entities recorded by the University in the Statement during the year ended June 30, 2023 and recalculated totals, noting no exceptions.
- We inquired of University management as to whether any support staff/administrative personnel were employed by third parties during the year ended June 30, 2023, noting there were none; no further procedures were performed.
- We inquired of University management as to whether the University paid any severance payments during the year ended June 30, 2023, noting that it did not; no further procedures were performed.
- We recalculated the total amount of the University's recruiting expenses during the year ended June 30, 2023, noting recruiting expenses were less than 4% of total expenses; no further procedures were performed.
- We obtained documentation of the University's team travel policies and compared and agreed to existing University and NCAA related policies. We obtained general ledger detail for the year ended June 30, 2023 and compared to the total expenses reported in the Statement, and recalculated totals, noting no exceptions.

- We obtained general ledger detail of the University's sports equipment, uniforms, and supplies expense during the year ended June 30, 2023, made five selections of transactions and agreed to supporting documentation, and recalculated totals, noting no exceptions.
- We recalculated the total amount of the University's game expenses during the year ended June 30, 2023, noting game expenses were less than 4% of total expenses; no further procedures were performed.
- We recalculated the total amount of the University's fundraising, marketing, and promotion expenses during the year ended June 30, 2023, noting the fundraising, marketing, and promotion expenses were less than 4% of total expenses; no further procedures were performed.
- We inquired of University management as to whether the University had sports camp expenses during the year ended June 30, 2023, noting that it did not; no further procedures were performed.
- We inquired of University management as to whether the University had any spirit group expenses during the year ended June 30, 2023, noting it did not; no further procedures were performed.
- We inquired of University management as to whether the University had any Athletic Facilities Debt Service, Leases and Rental Fees expenses during the year ended June 30, 2023, noting it did not; no further procedures were performed.
- We recalculated the total amount of direct overhead and administrative expenses during the year ended June 30, 2023, noting that direct overhead and administrative expenses were less than 4% of total expenses; no further procedures were performed.
- We recalculated the total amount of medical expenses and insurance during the year ended June 30, 2023 noting medical expenses and insurance were less than 4% of total expenses; no further procedures were performed.
- We recalculated the total amount of the University's membership and dues expenses during the year ended June 30, 2023 noting membership and dues expenses were less than 4% of total expenses; no further procedures were performed.
- We recalculated the total amount of other operating expenses during the year ended June 30, 2023, noting other operating expenses were less than 4% of total expenses; no further procedures were performed.
- We recalculated the total amount of the University's student-athlete meals (non-travel) expenses during the year ended June 30, 2023, noting the student-athlete meals (non-travel) expenses were less than 4% of total expenses; no further procedures were performed.
- We inquired of University management as to whether the University had any football bowl expenses during the year ended June 30, 2023, noting it did not; no further procedures were performed.

Agreed-Upon Procedures for Other Reporting Items

- We inquired of University management as to whether there were any Excess Transfers to Institution or Conference Realignment Expenses during the year ended June 30, 2023, noting there were none; no further procedures were performed.

- We inquired of University management as to whether there any intercollegiate athletics debt as of June 30, 2023, noting there was none; no further procedures were performed.
- We inquired of University management as to whether there was any outstanding institutional debt as of June 30, 2023, noting there was none; no further procedures were performed.
- We inquired of University management as to whether there were athletics dedicated endowments as of June 30, 2023 maintained by the University of Minnesota Athletics Department, the institution and affiliated organizations, noting that the Statement does not present any fund or net asset balances; no further procedures were performed.
- We inquired of University management as to whether there were athletics capital expenditures made by athletics, the institution and affiliated organizations during the year ended June 30, 2023, noting there were none; no further procedures were performed.

Agreed-Upon Procedures for Affiliated and outside Organizations

- We obtained the list of all affiliated and outside organizations that contributed funds to the University's Intercollegiate Athletics Department for the year ended June 30, 2023 and that management has determined have an ongoing intention to contribute, a summary of which is included as Exhibit B.
- We obtained the related statements of contributions for the year ended June 30, 2023, from the officers of the affiliated and outside organizations via confirmation directly with the affiliated and outside organizations, noting no exceptions.
- We agreed the dollar amount of contributions received from the affiliated and outside organizations to the general ledger of the University, noting no exceptions.
- We directly confirmed cash balances recorded as of June 30, 2023 by the affiliated and outside organization and reviewed the related year-end bank reconciliations, noting no exceptions.

Agreed-Upon Procedures for Internal Controls

- We inquired with management of the University's Intercollegiate Athletics Department regarding control procedures over ticket sales, which are unique to intercollegiate athletics. We selected one transaction recorded by the University's Intercollegiate Athletics Department during the year ended June 30, 2023, from the corresponding ticket sales recorded in the University's general ledger. For the transaction selected, we inspected management's reconciliation of the underlying ticket sales, including source documents and agreed to the transaction amount recorded in the general ledger, noting not exceptions.

We were engaged by the University to perform this agreed-upon procedures engagement and conducted our engagement in accordance with attestation standards established by the American Institute of Certified Public Accountants. We were not engaged to and did not conduct an examination or review engagement, the objective of which would be the expression of an opinion or conclusion, respectively, on the subject matter. Accordingly, we do not express such an opinion or conclusion. Had we performed additional procedures, other matters might have come to our attention that would have been reported to you.

We are required to be independent of the University and to meet our other ethical responsibilities, in accordance with the relevant ethical requirements related to our agreed-upon procedures engagement.

This report is intended solely for the information and use of the University of Minnesota Crookston Athletics Department, the Board of Regents and management of the University, and authorized representatives of the NCAA, and is not intended to be, and should not be, used by anyone other than these specified parties.

Deloitte & Touche LLP

December 21, 2023

UNIVERSITY OF MINNESOTA-CROOKSTON, MINNESOTA
University of Minnesota Athletics Department-National Collegiate Athletic Association

STATEMENT OF REVENUES AND EXPENDITURES
FOR THE YEAR ENDED JUNE 30, 2023

	Men's Basketball	Other Men's Sports	Women's Basketball	Other Women's Sports	Nonprogram Specific	Total
REVENUES:						
Ticket sales	\$ 906	\$ -	\$ 1,768	\$ 1,394	\$ -	\$ 4,068
Direct state or other government support	-	-	-	-	-	-
Student fees	5,800	17,400	5,800	40,600	-	69,600
Direct institutional support	486,609	897,975	463,515	1,540,900	1,123,267	4,512,266
Less—transfers to institution	-	-	-	-	-	-
Indirect institutional support	-	-	-	-	-	-
Indirect institutional support—athletic facilities, debt service, lease and rental fees	-	-	-	-	-	-
Guarantees	3,500	-	1,000	-	-	4,500
Contributions	27,060	92,443	31,450	103,445	-	254,398
In-kind	-	-	-	-	-	-
Compensation and benefits provided by a third party	-	-	-	-	-	-
Media rights	-	-	-	-	-	-
NCAA distributions	-	-	-	-	14,660	14,660
Conference distributions	-	-	-	-	9,800	9,800
Program, novelty, parking and concession sales	-	-	-	-	-	-
Royalties, licensing, advertisements and sponsorships	-	-	-	-	-	-
Sports camp revenues	-	-	-	-	-	-
Athletics restricted endowment and investments income	-	-	-	-	-	-
Other operating revenue	(240)	40,850	-	52,128	3,780	96,518
Bowl revenues	-	-	-	-	-	-
	<u>523,635</u>	<u>1,048,668</u>	<u>503,533</u>	<u>1,738,467</u>	<u>1,151,507</u>	<u>4,965,810</u>
Total revenues						

(Continued)

UNIVERSITY OF MINNESOTA-CROOKSTON, MINNESOTA
University of Minnesota Athletics Department-National Collegiate Athletic Association

STATEMENT OF REVENUES AND EXPENDITURES
FOR THE YEAR ENDED JUNE 30, 2023

	Men's Basketball	Other Men's Sports	Women's Basketball	Other Women's Sports	Nonprogram Specific	Total
EXPENSES:						
Athletic student aid	\$236,020	\$ 330,907	\$199,724	\$ 579,066	\$ -	\$1,345,717
Guarantees	-	-	-	-	-	-
Head coaching salaries, benefits, and bonuses paid by the University and related entities	106,283	120,887	118,910	362,103	-	708,183
Head coaching other compensation and benefits paid by a third party	-	-	-	-	-	-
Coaches salaries, benefits, and bonuses paid by the University and related entities	90,461	109,513	85,755	242,927	-	528,656
Coaches other compensation and benefits paid by a third party	-	-	-	-	-	-
Support staff/administrative salaries, benefits and bonuses paid by the University and related entities	-	-	-	-	933,114	933,114
Support staff/administrative other compensation and benefits paid by a third party	-	-	-	-	-	-
Severance payments	-	-	-	-	-	-
Recruiting	6,986	8,877	5,706	30,943	-	52,512
Team travel	77,959	356,136	90,986	404,787	-	929,868
Sports equipment, uniforms and supplies	18,256	86,344	13,055	155,437	6,556	279,648
Game expenses	16,797	16,560	19,254	27,668	-	80,279
Fund raising, marketing and promotion	65	855	368	4,829	11,692	17,809
Sports camp expenses	-	-	-	-	-	-
Spirit groups	-	-	-	-	-	-
Athletic facilities debt service, lease and rental fees	-	-	-	-	-	-
Direct overhead and administrative expenses	6,687	15,404	5,455	13,808	109,877	151,231
Indirect institutional support	-	-	-	-	-	-
Medical expenses and insurance	-	-	-	-	8,198	8,198
Memberships and dues	140	669	-	13,031	36,532	50,372
Student athlete meals	3,100	2,601	3,429	10,402	-	19,532
Other operating expenses	4,460	6,562	4,738	16,166	52,952	84,878
Bowl expenses	-	-	-	-	-	-
Total expenses	<u>567,214</u>	<u>1,055,315</u>	<u>547,380</u>	<u>1,861,167</u>	<u>1,158,921</u>	<u>5,189,997</u>
NET DEFICIT	<u>\$ (43,579)</u>	<u>\$ (6,647)</u>	<u>\$ (43,847)</u>	<u>\$ (122,700)</u>	<u>\$ (7,414)</u>	<u>\$ (224,187)</u>

See notes to statement of revenues and expenditures.

(Concluded)

UNIVERSITY OF MINNESOTA-CROOKSTON, MINNESOTA
University of Minnesota Athletics Department-National Collegiate Athletic Association

NOTES TO THE STATEMENT OF REVENUE AND EXPENDITURES
FOR THE YEAR ENDED JUNE 30, 2023

Management informed us that the information on operating and gift-related revenues and operating expenditures is presented in accordance with the principles stated in the NCAA Agreed-Upon Procedures manual dated August 1, 2022, which contained policies and procedures related to the administration of NCAA Bylaw 7.3.1.5.23.1. In addition, management informed us of the following:

Revenue Recognition—Revenues included in the Statement are presented on a cash basis.

Contributions—Contribution revenue included in the Statement represents contributions given to the University based on the donor’s instructions. There were no individual contributions in excess of 10% of all contributions received for the University for the year ended June 30, 2023.

Gifts—Revenues include amounts received directly from individuals, corporations, associations, foundations, clubs, or other organizations that are designated or restricted by the donor for the operations of the athletics program.

Revenue Allocations—Revenues include subsidies from the University of Minnesota. These amounts are allocated by the University’s management.

Expenditures—Expenditures included in the Statement are presented on a cash basis.

UNIVERSITY OF MINNESOTA-CROOKSTON, MINNESOTA
University of Minnesota Athletics Department-National Collegiate Athletic Association

BOOSTER CLUB ACTIVITY
FOR THE YEAR ENDED JUNE 30, 2023

	Beginning Cash Balance	Cash Receipts	To or On Behalf of Program	To or On Behalf of Boosters	Non University Activity	Ending Cash Balance
ACTIVITY:						
UMC teambackers	<u>\$ 1,201</u>	<u>\$ 4,384</u>	<u>\$ 1,835</u>	<u>\$ 515</u>	<u>\$ 300</u>	<u>\$ 2,935</u>
TOTAL ACTIVITY	<u>\$ 1,201</u>	<u>\$ 4,384</u>	<u>\$ 1,835</u>	<u>\$ 515</u>	<u>\$ 300</u>	<u>\$ 2,935</u>

UNIVERSITY OF MINNESOTA-CROOKSTON, MINNESOTA
University of Minnesota Athletics Department-National Collegiate Athletic Association

VARIANCE ANALYSIS—ACTUAL COMPARED TO BUDGET (UNAUDITED)⁽¹⁾
FOR THE YEAR ENDED JUNE 30, 2023

	2023 Actual	2023 Budget	Variance	Management Explanations
EXPENSES				
Team Travel	\$929,868	\$474,000	\$455,868	The increase in travel is specifically caused by the baseball and softball teams. With winter weather lasting longer than most years, both teams had to travel longer distances to be able to play conference games, which incurs additional costs. Also, baseball made it to postseason play which creates additional expenses.

Note 1: Revenue and expense items which exceed 10% of total revenue and expense, respectively, and varied from the budgeted amount by more than 10%

UNIVERSITY OF MINNESOTA-CROOKSTON, MINNESOTA
University of Minnesota Athletics Department-National Collegiate Athletic Association

VARIANCE ANALYSIS—ACTUAL COMPARED TO PRIOR YEAR ⁽¹⁾
FOR THE YEAR ENDED JUNE 30, 2023

	2023 Actual	2022 Actual	Variance	Management Explanations
REVENUES				
Direct Institutional Support	\$4,512,266	\$3,962,285	\$549,981	Direct institutional support is utilized to fund the department's operations and maintenance. Further, due to the increase in expenses for salaries, fringe benefits, and travel costs, a higher allocation was provided to the department in 2023.
EXPENSES				
Coaches Salaries, Benefits, and Bonuses Paid by the University and Related Entities	528,656	344,312	184,344	The increase in coaches salaries was because additional coaches were hired in the current fiscal year, in Baseball, Equestrian, and Soccer.
Support Staff/Administrative Salaries, Benefits and Bonuses Paid by the University and Related Entities	933,114	749,969	183,145	The increase in support staff and administrative salaries was because the University hired an additional athletic trainer for the safety of the University's student-athletes. In addition, the University had to finalize a payment to be made in the current fiscal year to an employee whose contract wasn't renewed in fiscal year 2023, but the employee performed work in fiscal year 2022, resulting in an increase in salaries as they had to pay both the employee for the work performed in 2022 as well as a new employee filling the role in fiscal year 2023.
Team Travel	929,868	824,467	105,401	The increase in travel is specifically caused by the baseball and softball teams. With winter weather lasting longer than most years, both teams had to travel longer distances to be able to play conference games, which incurs additional costs. Also, baseball made it to postseason play which creates additional expenses.

Note 1: Revenue and expense items which exceed 10% of total revenue and expense, respectively, and varied from the prior year's amount by more than 10%.

INDEPENDENT ACCOUNTANT'S REPORT

Management of the
University of Minnesota
Minneapolis, Minnesota

We have performed the procedures enumerated in the accompanying Appendix A on the following for the year ended December 31, 2021 (collectively, the "the subject matter"):

- University of Minnesota Faculty Retirement Plan's (FRP) compliance with the provisions of the University of Minnesota Faculty Retirement Plan as Amended and Restated effective January 1, 2015 and subsequent plan amendments through December 16, 2019.
- University of Minnesota Optional Retirement Plan 's (ORP) compliance with the provisions of the University of Minnesota Optional Retirement Plan, Restated, effective January 1, 2009 and subsequent plan amendments through December 16, 2019.
- University of Minnesota Section 457 Deferred Compensation Plan's (457) compliance with the provisions of the University Minnesota Section 457 Deferred Compensation Plan, Restated, effective January 1, 2009 and subsequent plan amendments through December 16, 2019.

The University of Minnesota (the "University") is responsible for the subject matter.

The University has agreed to and acknowledged that the procedures performed are appropriate to meet the intended purpose of assisting the University in evaluating the subject matter.

We make no representation regarding the appropriateness of the procedures either for the purpose for which our report has been requested or for any other purpose. Accordingly, this report may not be suitable for either the purpose of which this report has been requested or for any other purpose. The procedures performed may not address all the items of interest to a user of this report and may not meet the needs of all users of this report and, as such, users are responsible for determining whether the procedures performed are appropriate for their purposes.

The procedures and associated findings are included in the accompanying Appendix A.

We were engaged by the University to perform this agreed-upon procedures engagement and conducted our engagement in accordance with attestation standards established by the American Institute of Certified Public Accountants. We were not engaged to and did not conduct an examination or review engagement, the objective of which would be the expression of an opinion or conclusion, respectively, on the subject matter. Accordingly, we do not express such an opinion or conclusion. Had we performed additional procedures, other matters might have come to our attention that would have been reported to you.

We are required to be independent of the University and to meet our other ethical responsibilities, in accordance with the relevant ethical requirements related to our agreed-upon procedures engagement.

This report is intended solely for the information and use of the University, and is not intended to be, and should not be, used by anyone other than the University.

Deloitte & Touche LLP

December 6, 2023

AGREED-UPON PROCEDURES

The procedures and the associated findings are as follows:

Note the following thresholds have been established by the University for purposes of reporting exceptions, and such differences will not be reported:

- Recordkeeper status of “Terminated” vs. University Peoplesoft status of “Retired”
- Recordkeeper status of “Eligible” vs. University PeopleSoft status of “Active”
- Termination date differences of one day that do not cross the calendar year-end
- Differences in recalculated contributions for individual participant selections of up to \$1
- Differences in total contributions between the Recordkeeper and the University’s payroll reports of wire transfers of up to \$1

Agreed-Upon Procedures Related to the University of Minnesota Faculty Retirement Plan (FRP), University of Minnesota Optional Retirement Plan (ORP) and University of Minnesota Section 457 Deferred Compensation Plan (457)

1. D&T obtained the Annual Trust Statements for each of the FRP, ORP, and 457 plans for the year ended December 31, 2021 from Fidelity Workplace Services LLC (the “Recordkeeper”) through the University and performed the following:
 - a. Obtained a list of all contributions and incoming rollovers for the FRP plan, employee contributions for the 457 plan and employee contributions for the ORP plan from the University, recalculated totals and compared them to the total contributions per the Annual Trust Statements, noting no exceptions.
 - b. Obtained a listing from the University of corrections, if applicable, to participant records made between January 1, 2021 and December 31, 2021. We randomly selected 10 corrections and inquired with University management regarding the nature of the correction. For each selection:
 - i. If the correction was for a missed contribution or refunded contribution, traced to the PeopleSoft payroll deduction reports and Recordkeeper screenshots supporting the correction was made. No exceptions noted.
 - ii. If the correction was for an incorrect contribution type (i.e. Roth vs. 403(b)), inspected that the correction file was submitted to the Recordkeeper through the “Incorrect contribution update file template”, traced to the PeopleSoft payroll deduction reports and Recordkeeper screenshots showing the correction was made. No exceptions noted.
2. SOC 1 review
 - D&T obtained and inspected the University’s review summary of the Recordkeeper’s SOC 1 Report on Fidelity Workplace Services LLC’s Description of its Defined Contribution

Recordkeeping Services System for processing user entities' transactions throughout the period November 1, 2020 to October 31, 2021 and the Fidelity Workplace Services LLC Quarterly SOC 1 Certification Letter through December 31, 2021, and inquired with management about their review process, noting these reviews were completed by management on December 2, 2022.

Agreed-Upon Procedures Related to the FRP

1. D&T obtained a listing of participants in the FRP for the year ended December 31, 2021 from the Recordkeeper through the University and randomly selected 25 participants, including five employees that were eligible for the FRP before January 1, 2021 and 5 hired during the year ended December 31, 2021. For each participant we:
 - a. Inspected the University's records for the participant's date of birth, hire date, University employment status (e.g. active, retired) and termination date (if applicable) and compared to the Recordkeeper's participant records. If the employee records associated with a beneficiary participant were not available, and the participant was a beneficiary before January 1, 2021, we made a replacement selection. We noted the following exceptions:
 - The Recordkeeper records showed a termination date of December 31, 2019 for two of the participants selected, which differed by more than one day compared to the termination date per the University's PeopleSoft records.
 - b. Compared the Recordkeeper census data with employee classification within PeopleSoft and agreed eligibility requirements per the plan document, noting no exceptions.
 - c. For active participants or participants terminated during the year ended December 31, 2021, we recalculated employer contributions during the year ended December 31, 2021, based on the formula per the plan document. We compared any attributes used in the calculation to the University's records. We compared the recalculated employer contribution to the employer contribution per the Recordkeeper's records, noting the following exception:
 - One participant had total employer contributions of \$35.47 but based on covered salary the recalculated employer contribution should have been \$1,986.53 resulting in a difference of \$1,951.06.
2. We obtained a listing of distributions to participants during the year ended December 31, 2021, from the Recordkeeper through the University. We randomly selected 15 participants with distributions, including at least one of each of the following statuses: beneficiaries, active (age 62), and terminated. We compared the participant attributes per the Recordkeeper's records to the distribution eligibility requirements according to the plan document, to confirm the participant was eligible for a distribution, noting no exceptions.
3. We obtained a listing of participants with Domestic Relations Orders ("QDRO") from the Recordkeeper through the University. We randomly selected two participants and inspected supporting documentation of the Recordkeeper's Plan Administrator Determination of a Domestic Relations Order form, the QDRO notification letter and the market appreciation of the award from the date of the determination letter, to the date of the notification letter per the Recordkeeper's

system (if applicable) and compared that the order was followed and completed in compliance with applicable provisions of the plan document, noting no exceptions.

4. We made a random sample of five reclassification employees from a listing of employee role reclassifications that were eligible for the FRP plan during the year ended December 31, 2021 provided by the University, and inspected supporting notices and plan elections, noting the following exceptions:
 - One of the reclassification employees did not have a supporting notice of reclassification available from the University, but we inspected the plan election, noting they had elected to be in the FRP plan.
 - One of the reclassification employees elected the Minnesota State Retirement System (MRSR) plan per the plan election form but were enrolled in the FRP plan.
 - One of the reclassification employees elected to be enrolled in the FRP plan on January 27, 2021 but was not enrolled in the FRP plan until April 14, 2021.

Agreed-Upon Procedures Related to the ORP

1. We obtained a listing of participants in the ORP as of December 31, 2021, from the Recordkeeper through the University and randomly selected 25 participants. For each participant we:
 - a. Inspected the University's records for the participant's date of birth, hire date, University employment status (e.g., active, retired) and termination date (if applicable) and agreed to the Recordkeeper's participant records. We compared the age, University employment status, and service period to the eligibility requirements per the plan document. If the employee records associated with a beneficiary participant were not available, and the participant was a beneficiary before January 1, 2021, we made a replacement selection. We noted the following exceptions:
 - The Recordkeeper's records showed a termination date of December 31, 2019 for seven of the participants selected, which differed by more than one day compared to the termination date per the University's PeopleSoft records.
 - The University's PeopleSoft records showed a hire date of April 1, 1985 for one of the participants selected, while the Recordkeeper showed a hire date of December 7, 1972.
 - b. For active participants or participants terminated during the year ended December 31, 2021, we recalculated employee contributions during the year ended December 31, 2021, for participants based on the participant contribution elections for eligible compensation during the year ended December 31, 2021, and compared the recalculated employee contribution to the employee contribution per the Recordkeeper's records. We compared that Roth vs. pre-tax breakdown agreed with the participant's contribution election on file at the Recordkeeper. We noted no exceptions.
2. We obtained a listing of distributions to participants during the year ended December 31, 2021, from the Recordkeeper through the University. We randomly selected 15 participants with distributions,


including at least one of each of the following statuses: beneficiaries, hardship, age 59 1/2, and terminated. We compared the participant attributes per the Recordkeeper's records to the distribution eligibility requirements according to the plan document, to confirm the participant was eligible for a distribution, noting no exceptions.

3. We obtained a listing of loans issued to participants during the year ended December 31, 2021, from the Recordkeeper through the University. We randomly selected five loans issued and recalculated the total loans outstanding for the participant, including any existing loans, as of the date of the selected loan issuance, and obtained Recordkeeper screenshots of the participant's vested balance, as of the date of the selected loan issuance, to confirm that the total loans outstanding did not exceed the maximum allowed per the provisions of the plan document, noting no exceptions.
4. We obtained a listing of loan defaults during the year ended December 31, 2021, from the Recordkeeper through the University. We randomly selected two loan defaults and inspected the loan status per the Recordkeeper for the default, along with the last loan repayment date, to determine if the loan was a deemed or actual distribution due to default in accordance with Internal Revenue Service Section 72p Q-10, noting no exceptions.
5. We obtained a listing of the University's total employee and employer contributions made during the year ended December 31, 2021, from the Recordkeeper and compared the total contributions posted to the University's payroll reports of wire transfers for the year ended December 31, 2021, noting the following exceptions:
 - Employee voluntary contributions per the Recordkeeper's listing was \$42,202,840.96, while the University's payroll reports of wire transfers for employee voluntary contributions was \$42,202,918.17, resulting in a difference of \$77.21.

Agreed-Upon Procedures Related to the 457

1. We obtained a listing of participants in the 457 Plan for the year ended December 31, 2021, from the Recordkeeper through the University and randomly selected 25 participants. For each participant we:
 - a. Inspected the University's records for the participant's date of birth, hire date, University employment status (e.g., active, retired) and termination date (if applicable) and compared to the Recordkeeper's participant records. We compared the age, University employment status, and service period to the eligibility requirements per the plan document. If the employee records associated with a beneficiary participant was not available, and the participant was a beneficiary before January 1, 2021, we made a replacement selection. We noted the following exceptions:
 - The Recordkeeper's records showed a termination date of December 31, 2019 for three of the participants selected, which differed by more than one day compared to the termination date per the University's PeopleSoft records.
 - The University's PeopleSoft records showed a hire date of August 16, 1984 for one of the participants selected, while the Recordkeeper showed a hire date of October 1, 1969.

- The University's PeopleSoft records showed a hire date of September 16, 1975 for one of the participants selected, while the Recordkeeper showed a hire date of October 10, 1967.
 - The University's PeopleSoft records showed a hire date of September 25, 1961 for one of the participants selected, while the Recordkeeper showed a hire date of December 1, 1962.
- b. For active participants or participants terminated during the year ended December 31, 2021, we recalculated the employee contribution amount during the year ended December 31, 2021, for participants based on the participant contribution elections for eligible compensation during the year ended December 31, 2021, and compared the recalculated employee contributions to the employee contributions per the Recordkeeper's records, noting the following exceptions:
- One participant had total employee contributions of \$173.11, but based on the plan provisions the recalculated employee contribution should have been \$0, resulting in a difference of \$173.11.
 - One participant had total employee contributions of \$453.60, but based on the plan provisions the recalculated employee contribution should have been \$445.20, resulting in a difference of \$8.40.
2. We obtained a listing of distributions to participants during the year ended December 31, 2021, from the Recordkeeper through the University. We randomly selected 25 participants with distributions, including at least one of each of the following statuses: beneficiaries, active (age 59 ½), and terminated. We compared the participant attributes per the Recordkeeper's records to the distribution eligibility requirements according to the plan document to confirm the participant was eligible for a distribution. If the employee participant associated with a beneficiary did not have a date of death per the University or Recordkeeper's records, we inspected that the employee participant had a deceased status per the Recordkeeper's records to confirm the beneficiary participant was eligible for a distribution. We noted no exceptions.



Presentation to the Audit and Compliance Committee of the Board of Regents of the University of Minnesota

Deloitte & Touche LLP
To be presented February 8, 2024

January 17, 2024

Audit and Compliance Committee of the Board of Regents
University of Minnesota
1300 South Second Street
Minneapolis, MN 55455 USA

Dear Members of the Audit and Compliance Committee of the Board of Regents:

We have prepared the following comments to assist you in fulfilling your obligation to oversee the financial reporting and disclosure process for which management of the University of Minnesota (the "University") is responsible.

This report is intended solely for the information and use of management, the Audit and Compliance Committee of the Board of Regents, and others within the organization and is not intended to be and should not be used by anyone other than these specified parties.

Yours truly,

Deloitte & Touche LLP

cc: Management of the University of Minnesota

Summary of other services for fiscal year 2023

The other services provided to the University of Minnesota by Deloitte & Touche LLP related to fiscal year 2023 included both audit and audit-related services.

A summary of the other services performed includes:

Service	Requirement	Objective	Assurance Provided?
OMB Uniform Guidance Federal Compliance Audit	Office of Management and Budget	Test compliance with federal grant requirements	Full
Minnesota Office of Higher Education Financial Aid Programs Examination	Minnesota Office of Higher Education	Examine compliance of state financial aid programs	Full
NCAA Agreed-Upon Procedures – Twin Cities	NCAA Bylaws	Assess compliance with NCAA bylaws established for Division I athletics related to specific items	Limited
NCAA Agreed-Upon Procedures – Crookston	NCAA Bylaws	Assess compliance with NCAA bylaws established for Division II athletics related to specific items	Limited
Retirement Plan Agreed-Upon Procedures	University Management requested	Assess compliance of the University of Minnesota Faculty Retirement Plan, Optional Retirement Plan and 457 Deferred Compensation Plan with the respective plan provisions for the year ended December 31, 2021	Limited

Summary of other services for fiscal year 2023 (cont.)

OMB Uniform Guidance Federal Compliance Audit

- Audit report on the schedule of expenditures of federal awards for the year ended June 30, 2023, issued in December 2023
- Audit performed in accordance with auditing standards generally accepted in the United States of America; the standards applicable to financial audits contained in *Government Auditing Standards*, issued by the Comptroller General of the United States; and the audit requirements of Title 2 U.S. Code of Federal Regulations Part 200, *Uniform Administrative Requirements, Cost Principles, and Audit Requirements for Federal Awards*
- OMB Uniform Guidance audit required for entities with federal expenditures during a fiscal year in excess of \$750,000
- The University's federal expenditures for the year ended June 30, 2023 were approximately \$1.18 billion
- The University continues to qualify as a low-risk auditee

Summary of other services for fiscal year 2023 (cont.)

OMB Uniform Guidance Federal Compliance Audit (cont.)

- Six major programs identified and tested in the current year

Major federal program	2023 Federal Expenditures
Research and Development Cluster	\$714,038,000
Student Financial Assistance Cluster	375,425,000
State Administrative Matching Grants for the Supplemental Nutrition Assistance Program	6,209,000
Foster Care Title IV	4,905,000
Disaster Grants – Public Assistance (FEMA)	4,512,000
Federal Transit Cluster	1,584,000

- Unmodified opinions on compliance for all major programs
- No significant deficiencies or material weaknesses in internal control over financial reporting or internal control over compliance
- No material instances of noncompliance for major programs
- No findings or questioned costs were identified

Summary of other services for fiscal year 2023 (cont.)

Minnesota Office of Higher Education Financial Aid Programs Examination

- Compliance examination for state grants performed in connection with federal compliance audit
- Required procedures are outlined in the Financial Aid Programs Audit Guide issued by the state of Minnesota
- Reports on compliance issued for each campus (Twin Cities, Duluth, Crookston, Morris)
- Reports issued in December 2023
- No findings were identified

Summary of other services for fiscal year 2023 (cont.)

NCAA Agreed-Upon Procedures – Twin Cities

- Procedures performed for the University of Minnesota – Twin Cities Athletic Department’s compliance with NCAA bylaws
- Procedures are established by the NCAA for Division I athletics and include procedures over:
 - Revenues
 - Expenses
 - Capital assets
 - Debt
 - Affiliated organizations (Booster Clubs)
- Report issued in December 2023
- No exceptions noted

NCAA Agreed-Upon Procedures – Crookston

- Procedures performed for the University of Minnesota – Crookston Athletic Department’s compliance with NCAA bylaws
- Procedures are established by the NCAA for Division II athletics and include procedures over:
 - Revenues
 - Expenses
 - Affiliated organizations (Booster Clubs)
- Report issued in December 2023
- No exceptions noted

Summary of other services for fiscal year 2023 (cont.)

Retirement Plan Agreed-Upon Procedures

- Procedures performed at the request of management regarding the compliance of the University of Minnesota Faculty Retirement Plan, Optional Retirement Plan and 457 Deferred Compensation Plan with the respective plan provisions for the year ended December 31, 2021
- Procedures are established by University management and include procedures over:
 - Eligibility
 - Contributions (employer and employee)
 - Rollovers
 - Distributions
 - Corrections
 - Participant loans
- Report issued in November 2023
- Findings were communicated to management



About Deloitte

Deloitte refers to one or more of Deloitte Touche Tohmatsu Limited, a UK private company limited by guarantee (“DTTL”), its network of member firms, and their related entities. DTTL and each of its member firms are legally separate and independent entities. DTTL (also referred to as “Deloitte Global”) does not provide services to clients. In the United States, Deloitte refers to one or more of the US member firms of DTTL, their related entities that operate using the “Deloitte” name in the United States and their respective affiliates. Certain services may not be available to attest clients under the rules and regulations of public accounting. Please see www.deloitte.com/about to learn more about our global network of member firms.

Copyright © 2024 Deloitte Development LLC. All rights reserved.



BOARD OF REGENTS DOCKET ITEM SUMMARY

Audit & Compliance

February 8, 2024

AGENDA ITEM: FY 2024 External Audit Plan

Review

Review + Action

Action

Discussion

This is a report required by Board policy.

PRESENTERS:

Mollie Viola, University Controller
Jean Bushong, Principal, CliftonLarsonAllen LLP
Daniel Persaud, Principal, CliftonLarsonAllen LLP

PURPOSE & KEY POINTS

The purpose of this item is to discuss the University’s FY 2024 external audit plan. This plan sets forth the audit scope, objectives, and approach to be used by CliftonLarsonAllen LLP (CLA), the University’s new external auditor, for conducting the University’s FY 2024 financial and compliance audits and other engagements identified in CliftonLarsonAllen LLP’s docket materials.

CLA will provide an overview of the audit plan, including the firm’s assessment of audit risks, testing approach, and timelines for the FY 2024 audit and other engagements.

BACKGROUND INFORMATION

The external audit plan is presented annually in conformance with Board of Regents Policy: *Board Operations and Agenda Guidelines*.



We'll get you there.

CPAs | CONSULTANTS | WEALTH ADVISORS

University of Minnesota

Audit and Compliance Committee Meeting

FY2024 Audit Planning Meeting

February 8, 2024

Agenda

Fiscal Year 2024 Audit Planning

- Introductions
- Scope
- Responsibilities under Auditing Standards
- Timeline
- Risk Assessment
- Unique Audit Issues



Who is CLA?

8,500+

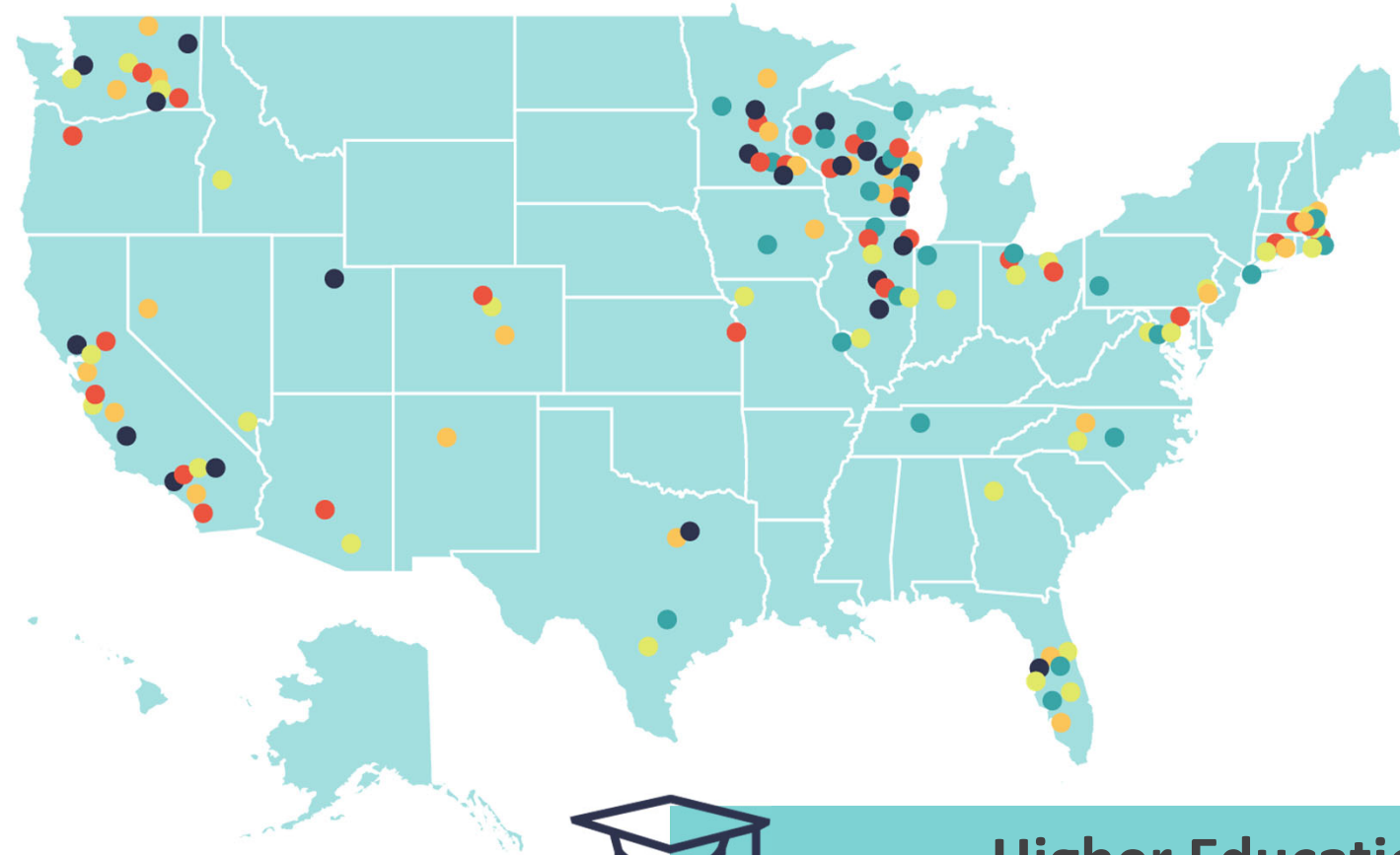
PEOPLE

130

NEARLY 130 U.S. LOCATIONS

AN INDEPENDENT
NETWORK MEMBER OF

CLA Global



Higher Education

200+ Higher education professionals firmwide

650+ Higher education clients



2023 Top 100 Firms: Accounting Today

Rank	Firm	Headquarters	Chief executive	Revenues (in \$mn)	% chg.	Offices	Partners	Total employees
1	Deloitte ^{§ 1}	New York City	Jason Girzadas	\$27,936.00	21.83	130	6,008	156,397
2	PwC [§]	New York City	Tim Ryan	\$20,731.00	15.74	79	3,745	69,715
3	Ernst & Young [§]	New York City	Julie Boland	\$19,110.00	18.17	100	3,600	50,400
4	KPMG ^{§ 2}	New York City	Paul Knopp	\$11,440.00	14.74	93	2,344	45,835
5	RSM US ³	Chicago	Brian Becker	\$3,595.34	14.70	82	1,131	16,101
6	BDO USA	Chicago	Wayne Berson	\$2,490.40	24.50	80+	820	11,270
7	Grant Thornton ⁴	Chicago	Seth Siegel	\$2,310.36	17.11	51	616	10,725
8	CLA ^H	NA	Jennifer Leary	\$1,663.00	14.63	120	1,245	7,727
9	Forvis ^{5 H}	NA	Tom Watson	\$1,487.00	17.83	68	514	5,397
10	Baker Tilly	Chicago	Alan Whitman	\$1,407.20	22.20	71	567	6,281

Key and notes: Last year's rankings have been revised based on updated 2021 revenue provided by firms. Some firms' rankings will therefore differ from those reported last year.

[§] Gross revenue *Firm estimate ^H Firm does not recognize a single headquarters location. ^{NC} No change ^{NA} Not available or not applicable ^{NR} Not ranked

¹ Jason Girzadas is CEO-elect of Deloitte; he is due to assume the role in June 2023. ² KPMG reports business offices only, not every physical location. ³ RSM US reports fee splits as both percentages (given here) and dollar figures (given on page 8). ⁴ Grant Thornton's total personnel includes professionals in its India Service Center, based in Bangalore, India. ⁵ Created by the June 2022 merger of BKD and Dixon Hughes

Goodman. ⁶ Office figures are for CBIZ; MHM has 33 offices. ⁷ Revenues for 2022 represent revenues for trailing 12-month period ending Oct. 31, 2022.



On campus meetings
with stakeholders

Input from
Governance

Getting to
know the
University

Discussions with prior
auditors

Review of reports,
articles, prior year
documents, internal
control memos, etc.



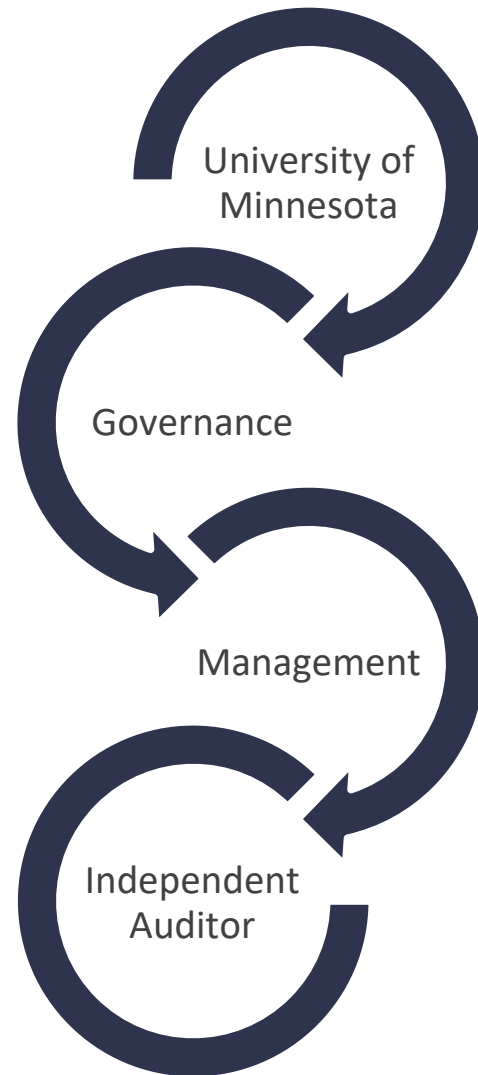
We are investing the time NOW to get to know you.



Scope

Engagement	Requirement	Objective	Assurance Level
Consolidated Financial Statement Audit	State Statutes. Performed in accordance with Generally Accepted Auditing Standards and Government Auditing Standards.	Express an opinion on whether the University’s consolidated financial statements, excluding the discretely presented component units are presented fairly, in all material respects, in accordance with GAAP	Audit - Full
Uniform Guidance Audit (“Single Audit”)	Office of Management and Budget (OMB)	Test compliance with federal grant requirements	Audit - Full
Minnesota Office of Higher Education (OHE) Financial Aid Programs Examination – By Campus	Minnesota Office of Higher Education (OHE)	Test compliance of state financial aid programs	Examination - Full
NCAA Agreed Upon Procedures Reports: Twin Cities and Duluth Campuses	NCAA Bylaws	Limited procedures over the Athletic Department’s Statement of Revenue and Expenses.	Agreed Upon Procedures - Limited
RUMINCO, Ltd. Audit	Insurance Act of 1978, Bermuda Monetary Authority	Audit of statutory financial statements	Audit - Full

Responsibilities under GAAS



Governance	Strategic Direction
	Accountability and Oversight
	Risk Input
Management	Internal Controls
	Accounting Policies
	Management Decisions
	Fair Presentation
	Programs to Prevent and Detect Fraud
Independent Auditor	Opinion on Fair Presentation of Financial Statements
	Audit in Accordance with GAAS and GAGAS
	Reasonable, not Absolute Assurance
	Understanding of Internal Controls
	Risk Based Audit Approach



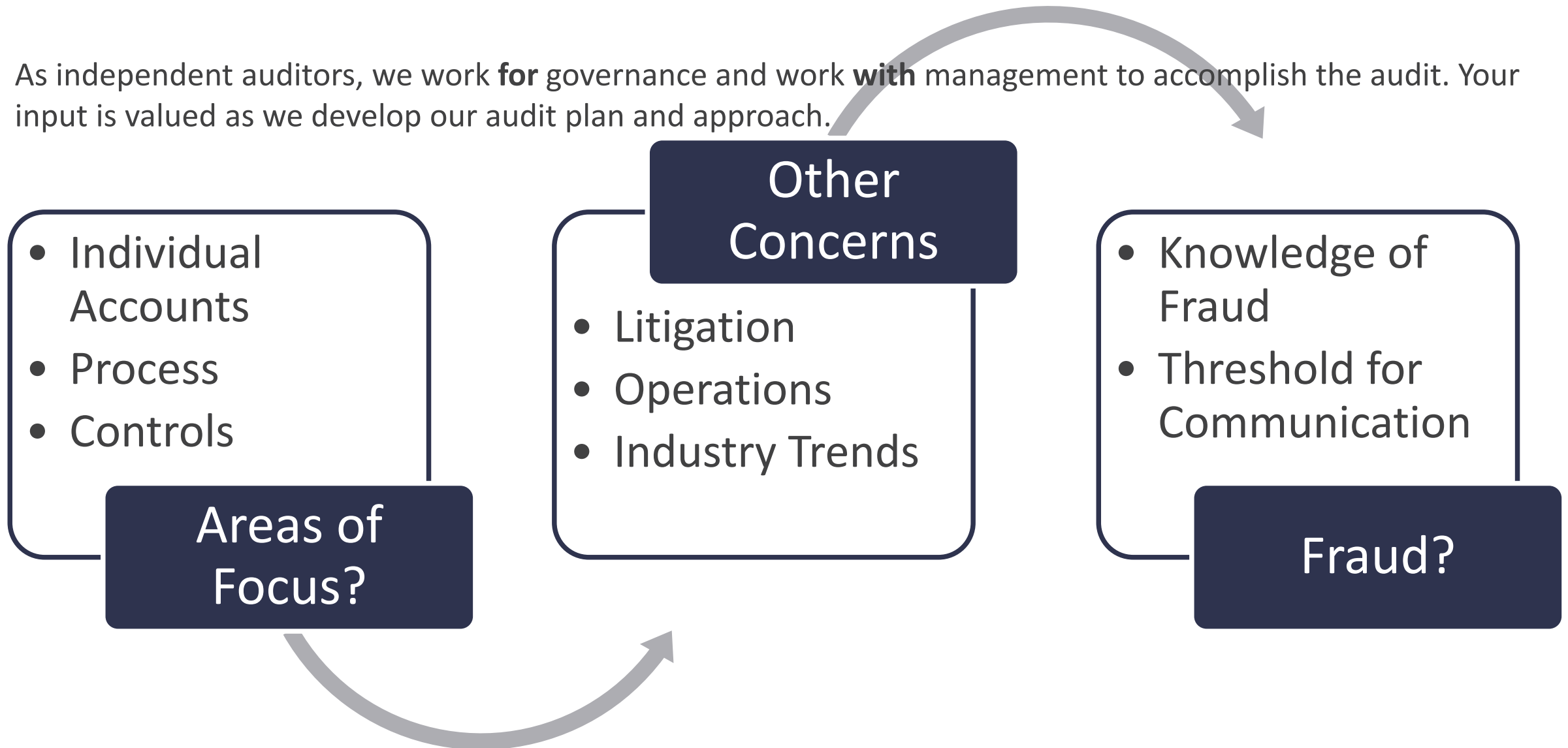
Timeline

Activity	Feb-Mar	April	May	June	Aug	Sept	Oct	Nov	Dec
University Consolidated Financial Statement Audit									
Planning and Strategy	•	•	•						
Risk Assessment and Control Testing			•	•					
Final Audit Procedures (Substantive Procedures)						•	•	•	
Concluding and Reporting							•		
Compliance, Examination and Agreed Upon Procedures									
Uniform Guidance Audit			•	•		•	•	•	•
OHE Financial Aid Examinations by Campus			•	•		•	•	•	•
NCAA Agreed Upon Procedures			•				•	•	•



Risk Assessment – governance input

As independent auditors, we work **for** governance and work **with** management to accomplish the audit. Your input is valued as we develop our audit plan and approach.



Risk Assessment (continued)



Significant risks of material misstatement



Higher level than those designated as low, moderate, or high Risk of Material Misstatement (“RMM”)



Current:
Management override of controls
Revenue recognition

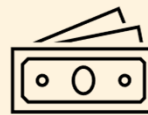


Unique Audit Items

GASB Statement No.
100, *Accounting
Changes and Error
Corrections*




Valuation of
Investments



Others?



Questions



Jean Bushong, CPA
Principal
Jean.Bushong@CLAconnect.com

Daniel Persaud, CPA
Principal
Daniel.Persaud@CLAconnect.com



CLAconnect.com



CPAs | CONSULTANTS | WEALTH ADVISORS

©2023 CliftonLarsonAllen LLP. CLA (CliftonLarsonAllen LLP) is an independent network member of CLA Global. See [CLAglobal.com/disclaimer](https://claglobal.com/disclaimer).
Investment advisory services are offered through CliftonLarsonAllen Wealth Advisors, LLC, an SEC-registered investment advisor.



BOARD OF REGENTS DOCKET ITEM SUMMARY

Audit & Compliance

February 8, 2024

AGENDA ITEM: Internal Audit Update

Review Review + Action Action Discussion

This is a report required by Board policy.

PRESENTERS: Quinn Gaalswyk, Chief Auditor

PURPOSE & KEY POINTS

The purpose of this item is to update the Audit & Compliance Committee on Internal Audit activities, results, and observations to help the committee fulfill its fiduciary responsibilities under the Board’s reserved authority for oversight of the internal audit function.

- Since the last follow-up at the October 2023 meeting, 37 percent of the outstanding recommendations rated as “essential” were resolved by University departments. This is slightly lower than the expected implementation rate of 40 percent and a slight decrease from October’s 38 percent rate. Approximately 28 percent of the outstanding items are from more recent audits receiving first-time follow-up. Of the unresolved outstanding recommendations rated as “essential,” 57 percent are past due. Senior leadership is aware of this slightly lower implementation rate and continues to monitor and seek ways to expedite remediation efforts.
- All outstanding “essential” recommendations were resolved for seven audits.
- Seven “essential” items identified in four audits have remained open for more than two years; additional details on these items and the status of their remediation are included in the docket.
- An updated control evaluation chart is included for each audit to show progress made on remediation of “essential” items.
- Eight audit reports containing 32 recommendations rated as “essential” were issued in the last four months.
- Other summary information important to the committee for its oversight of the internal audit function is also included.

BACKGROUND INFORMATION

This report is prepared three times per year and is presented to the Audit & Compliance Committee as required by Board of Regents Policy: *Board Operations and Agenda Guidelines*, Section IV, Subd. 4. Audit & Compliance Committee Charter.

Internal Audit Update

University of Minnesota Regents Audit and Compliance Committee
February 8, 2024

This report includes:

- Audit Observations/Information/Status of Critical Measures/Other Items
- Status of “Essential” Recommendations & Bar Charts Showing Progress Made
- Audit Activity Report
- Audit Reports Issued Since October 2023
- SNAP Review Summary
- Recommendations with Remediation Plans that Involve PEAK

Details for any of the items in this report are available on request. Individual reports were sent to the President, SVP for Finance and Operations, Provost, UMTC Athletic Director, Vice Presidents, and Chancellors about the items in this report germane to their areas.

Audit Observations/Information

Status of Critical Measures

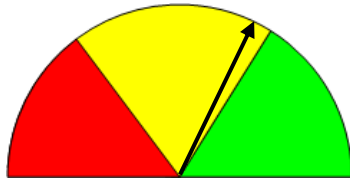
As part of our ongoing efforts to provide the Audit and Compliance Committee with critical information in as concise a format as possible, we have developed the following charts to present a quick overview of work performed by the Office of Internal Audit.

The first chart, “Essential Recommendation Implementation,” provides our overall assessment of the success University departments had during the last period in implementing our essential recommendations. Readings in the yellow or red indicate implementation percentages less than, or significantly less than, our expected University-wide rate of 40%. Detailed information on this topic, both institution-wide and for each individual unit, is contained in the next section of this report.

The second chart, entitled “Progress on Audit Plan and Other Assurance Work” is our assessment of the amount of time we have been able to devote to planned audit work. This assessment includes our progress on completion of carryover audits from FY 2023, Tier 1 audits on the FY 2024 audit plan, and Tier 2 audits or their substitutes. Readings less than green could be influenced by a variety of factors (e.g., insufficient staff resources; or increased time spent on non-scheduled audits or investigations).

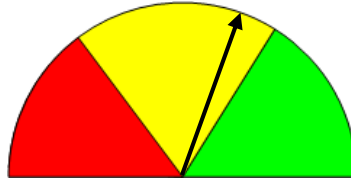
The final chart, “Time Spent on Non-Scheduled Audit Activities,” provides a status report on the amount of time consumed by investigative activities, special projects, and other management requests. We estimate a budget for this type of work, and the chart will indicate whether we expect that budget to be sufficient. Continued readings in the yellow or red may result in seeking Audit and Compliance Committee approval for modifying the Annual Audit Plan.

Essential Recommendation Implementation



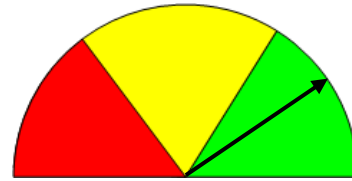
Implementation rates were 37% for the period, which is slightly lower than our expected rate of 40% and a slight decrease from October's 38% rate.¹

Progress on Audit Plan & Other Assurance Work



Progress on audit plan and assurance work is slightly behind expectations.²

Time Spent on Non-Scheduled Audit Activities



Time spent on investigations, special projects and management requests is less than expected and budgeted for the year to date.

¹Approximately 28% of the outstanding items are from more recent audits receiving first time follow-up, and 57% of the outstanding issues are past management's planned remediation date.

²We are trending slightly behind our original audit plan schedule due to some carryforward audits taking longer than expected and staff turnover and hiring. However, we have now hired all but one of our open positions and we still expect to complete or initiate all audits on the audit plan during this fiscal year.

Other items:

- FY2024 Audit Plan Update - One Tier 2 audit from the Audit Plan, Minnesota Supercomputing Institute (MSI), is being replaced to reallocate IT audit resources to perform an audit of the management of data stored in centralized repositories. This change is being made based on ongoing risk assessments in alignment with commitments to the Committee on the handling of Tier 2 audits. MSI's work towards authorization to handle data protected under HIPAA will still be covered as part of the separate HIPAA Governance and Oversight audit.
- Internal Audit Staffing Update - The Office of Internal Audit currently has one vacant financial auditor position, which we plan to post in the coming months. When fully staffed we have 16 auditors in addition to the Chief Auditor.

Status of Essential Recommendations

Report#	Audit Name	Open Recs - Past Due	Number of Essential Recs (Report)	Status (Follow-up Period)	Past Due	On-Schedule	Complete
1919	UMD Fine Arts, School of FY19	1	7	Partially Implemented	1		
2106	University Health & Safety FY21	1	10	Partially Implemented	1		
2127	UMD HR FY21	2	4	Not Implemented	1		
				Partially Implemented	1		
2205	Dentistry, School of FY22	3	27	Completed		2	
				Partially Implemented	3		
2207	Canvas & Unizin FY22	0	5	Completed		1	
2220	UMD Health Services FY22	0	10	Completed		1	
2301	Energy Management FY23	5	19	Partially Implemented	5	1	
2303	Systemwide Student Disability Resources FY23	0	1	Completed		1	
2305	Veterinary Medical Center FY23	1	12	Completed		3	
				Not Implemented	1		
				Partially Implemented	1		
2307	Research Animal Resources FY23	0	3	Completed		2	
2312	CUHCC FY23	1	12	Partially Implemented	1		
2313	M&W Golf,W Gymnastics,W Tennis Compliance&Ops FY23	1	2	Partially Implemented	1		
2314	UMNTC Recreation & Wellness Center FY23	4	9	Completed		1	
				Not Implemented	1		
				Partially Implemented	3		
2315	UMD ITSS FY23	2	12	Completed		3	
				Not Implemented		4	
				Partially Implemented	2	2	
2317	Bell Museum FY23	2	12	Completed		3	
				Not Implemented		3	
				Partially Implemented	2		
2318	I-9 Temporary Process Compliance FY23	0	2	Completed		1	
2321	Hormel Institute FY23	0	7	Completed		3	
2322	UMD Dining Services FY23	5	6	Not Implemented	1		
				Partially Implemented	4		
2325	Boynton Health FY23	2	20	Completed		6	
				Not Implemented		6	
				Partially Implemented	2	6	
2402	eConsent FY24	0	4	Completed		4	
2405	Aerospace Engineering & Mechanics FY24	1	2	Completed		1	
				Partially Implemented	1		

Essential Recommendation Implementation Rates

	Current Period	Month / Year of Follow Up Report									3 Yr. Average
	Feb. 2024	Oct. 2023	Jun. 2023	Feb. 2023	Oct. 2022	Jun. 2022	Feb. 2022	Oct. 2021	Jun. 2021	Feb. 2021	
Total Recommendations	86	96	97	76	59	62	87	66	86	84	-
Completed Recommendations	32	36	34	14	26	18	28	24	34	23	-
Implementation Rate	37%	38%	35%	18%	44%	29%	32%	36%	40%	27%	33%
Open Recommendations Past Due	57%	55%	40%	48%	45%	41%	42%	76%	62%	54%	51%

Current Status of Recommendations Rated as "Essential" That Are Over Two Years Old and Are Not Fully Implemented

Audit/Report Date	Status- Partially Implemented or Not Implemented	Responsible Administrator	Summary of the Issue/Risk Involved	Current Comments From Management
UMN Duluth Fine Arts March 2019 # of Items: 1	Partially Implemented	Jeremy Youde	Tweed management should improve inventory and valuation records for its art collection. Specifically, Tweed should: <ul style="list-style-type: none"> · Complete the in-process physical inventory, including ensuring the records of art in the inventory database are accurate and complete. · Schedule and conduct periodic inventories and appraisals of the art collection. 	<p>UMD College of Arts, Humanities, and Social Sciences (CAHSS) (i.e., the college formed from the merger of UMD School of Fine Arts and UMD College of Liberal Arts) efforts to complete a physical inventory of the Tweed Museum's collections were initially hindered by a lack of resources and the COVID-19 pandemic.</p> <p>The inventory is now officially underway, though the process ran into significant bureaucratic hurdles. As detailed in the previous update and in line with the guidance received from the Office of the Vice Chancellor for Finance and Operations at UMD, CAHSS sought to hire three lead collections inventory specialists as independent contractors; however, OHR advised to instead hire the inventory specialists as employees, which delayed the start of the project.</p> <p>The three lead collections inventory specialists began their work in November 2023, and they have been working diligently since that time. Because of the delay in the start date for the inventory specialists, CAHSS has not yet had the opportunity to hire student employees to work alongside them. However, CAHSS has identified a group of students who are interested and have the necessary background to undertake this sort of work. CAHSS expects the students will begin working with the inventory specialists in January 2024. The inventory project is expected to be completed in 6-12 months.</p>
University Health and Safety Sept 2020 # of Items: 1	Partially Implemented	Katharine Bonneson	UHS and University management should consider establishing UHS as the central authority for University safety training. The central health and safety training authority would be responsible for: <ul style="list-style-type: none"> · Ensuring an accurate and complete course listing. · Tracking course completion and follow-up centrally. · Reviewing and approving the University safety training program periodically to ensure sufficient coverage and oversight. 	<p>A Health Safety and Risk Management (HSRM) Safety Training Centralization Project was chartered in November 2022 and the project began in January 2023. Project scope has been defined as:</p> <ul style="list-style-type: none"> -Verifying the current offering of general required safety courses provided by HSRM. -Identifying who needs required safety training and ensuring that we are communicating this appropriately. -Identifying pain points and improvement opportunities. -Implementing improvements for identifying who needs safety training and monitoring completion. -Engaging a vendor to audit safety training to ensure that HSRM courses are meeting regulatory and University requirements and best practices. <p>A request for proposal (RFP) for a safety training audit was issued in September 2023. Four vendor responses were received and two vendors were invited to make presentations in December 2023. It is expected that a vendor will be engaged in this work by mid to late January 2024 with estimated completion in June 2024.</p> <p>Interviews were completed with Safety Training Subject Matter experts and processes were mapped.</p> <p>Health Sciences Technology (HST) was engaged in September 2023 to modify their Clinical & Translational Science Institute Training tool. A gap analysis has begun to look at what functionality is to be kept and what changes will be requested for the HSRM Training Needs Assessment. HSRM is presently in the process of mapping necessary employee safety training assignments to questions that a supervisor or employee would answer regarding a new or transferred employee's job duties. Safety Training Need Assessment development will start in February 2024 with estimated completion by June 2024.</p> <p>Obstacles that could prevent progress include HSRM reliance on support and collaboration from multiple departments, including OIT, OHR, Purchasing, etc. Resource limitations could also impede progress as the contract cost has not been negotiated and system development costs could exceed budgeted amounts due to any unforeseen circumstances.</p>

Collaborative Assessment Status Update

Below is an update provided by OIT management on steps taken to address risks identified in the June 2020 Identity and Access Management Collaborative Assessment. The last presentation to the Audit & Compliance Committee was provided in May 2023 and OIT management is scheduled to provide another update in May 2024, which will include their current assertions on the residual risk levels.

Overview

In response to the 2020 Identity and Access Management (IAM) Collaborative assessment, the IAM department was established and charged with driving progress on the 25 IAM components identified within the assessment. Since that time, the IAM culture within the University has matured due to many forces, including the University's Positioned for Excellence, Alignment, and Knowledge (PEAK) initiative, programs such as Enterprise Data Management and Reporting (EDMR) process, fresh perspectives from new leadership across the institution, and the efforts of the IAM department. Despite these driving forces, there are institution-wide headwinds to acknowledge as progress is made.

Key Challenges

The primary challenge is a dependency on resources from collaborating units. While the IAM department is accountable for delivering progress on the findings within the assessment, many, such as "Accountability, Roles & Responsibilities," require significant collaboration with other departments to establish ownership of operational and technical aspects of University Information Technology systems. The PEAK initiative is a critical strategic enabler of progress on this issue, but PEAK is a considerable effort that will require substantial time to mature and scale.

The second key issue is that the component "IAM Team Staffing" impacts the performance of the IAM department for 17 of the 25 IAM components. Additionally, this is a challenge shared across the University well beyond the scope of the IAM collaborative assessment. For instance, while the IAM program and PEAK are complementary initiatives, they will compete for resources shared across both initiatives.

Progress

The IAM Program has delivered progress on reducing the risk associated with the components identified below. In addition, many operational risks are planned to be mitigated before the end of 2024 following the implementation of the foundational and planning work contained in the strategy and governance risk category.

Despite this current and planned progress, the University will continue to accept some identified IAM risks beyond the expected reporting period as a matter of normal business operation. As circumstances and technologies change, the risks associated with these components will be

addressed through continuous process improvement, like other information technology improvements.

Strategy and Technology Sustainability

IAM has successfully retired a legacy technology central to managing all IT accounts for the past thirty years. This represents a system-wide effort between IAM and distributed units to change how data flows into university technologies. This retirement is critical for moving to our newly acquired identity product. Once in place, this new identity solution will offer architectures and features that will enable a more cogent IAM ecosystem that provides the foundational capabilities needed to address the collaborative assessment sustainably. The project is expected to be delivered before the end of 2025.

Additionally, IAM has been an early collaborator with the OIT Chief Technology Officer's (CTO) initiative for standardizing and optimizing the enterprise work planning model. This effort will help reduce cross-team and cross-department overhead when executing work and improve OIT's ability to align on high-priority work.

Staffing

The IAM program is now engaging in PEAK's new Virtual Team capability. If done successfully, this will enable IAM to support its initiatives while delivering value to the entire University. The goal of this effort goes beyond executing a work plan. Instead, we seek to facilitate symmetric learning between central and distributed units so that IAM learns more about the business needs of the system and the technologists in distributed units learn more about IAM's complex objectives. Through this learning, we expect to find solutions and drive University-wide decisions more rapidly than could be achieved otherwise.

Additionally, the IAM department continues to address staffing challenges through strategic management of attrition. The department focuses on efficiently using the IAM budget by hiring based on potential and leveraging training, which helps keep critical IAM positions competitive while yielding more IAM positions than backfills could provide. Another necessary differentiation for the IAM staffing strategy is the focus on long-term future competencies relevant to IAM's future rather than on replacing existing skill sets.

Since the May 2023 update, IAM has continued to deploy new elements of this strategy by hiring a student worker to ensure highly skilled staff can focus on challenging work commensurate with their capabilities. IAM has also leveraged the lessons learned from collaborating with the CTO to ensure current and future work is not "over-managed," which provides IAM leadership with more capacity to focus on the complex issues inherent to technology and work of our highly connected and mission-critical systems.

Criteria for Deprovisioning

In the area of criteria for deprovisioning, the IAM department has successfully facilitated the discussions needed for University leadership to agree on decisions needed to define how email

technology will be deprovisioned for those departing the institution. The consensus required input from distributed units, as well as central units, including the Office of Human Resources (OHR), Academic Support Resources (ASR), Health Information Privacy Office (HIPCO), University Information Security (UIS), the University of Minnesota Alumni Association (UMAA), and the University of Minnesota Foundation (UMF).

Now that consensus has been achieved, the communications have been sent to users and supporting staff outlining the changes and their effective dates. Implementation of the technology changes is now underway, and once complete, it will allow the University to deprovision technology access from accounts as a person's relationship with the University changes. However, this effort goes beyond deprovisioning email and other technologies as it represents a shift in the thinking of professionals across the institution.

The IAM Program has also established a Center of Excellence operational service that seeks to distribute the workload for application provisioning and deprovisioning that maintains a requisite level of oversight and control. However, this service will be limited in scaling across high-priority applications due to the competition for resources needed for future services established from the resolution of the assessment-identified risks.

Business Operational Requirements

Since the last update, a substantial portion of the IAM department's work has been focused on delivering consensus for the definitions and a shared understanding of business needs related to email access. The IAM team worked with OHR, ASR, UIS, UMF, UMAA, HIPCO, and system-wide IT leaders to create an email deprovisioning capability that is predictable and well-understood by technology professionals. This work included addressing complex business requirements for users with multiple affiliations with the University of Minnesota and managing the unique business cases of the stakeholder business units. This collaboration is one of the most critical elements of delivering resolutions to the collaborative assessment findings, as this shared understanding creates the basis for establishing broader technology access governance across other enterprise applications.

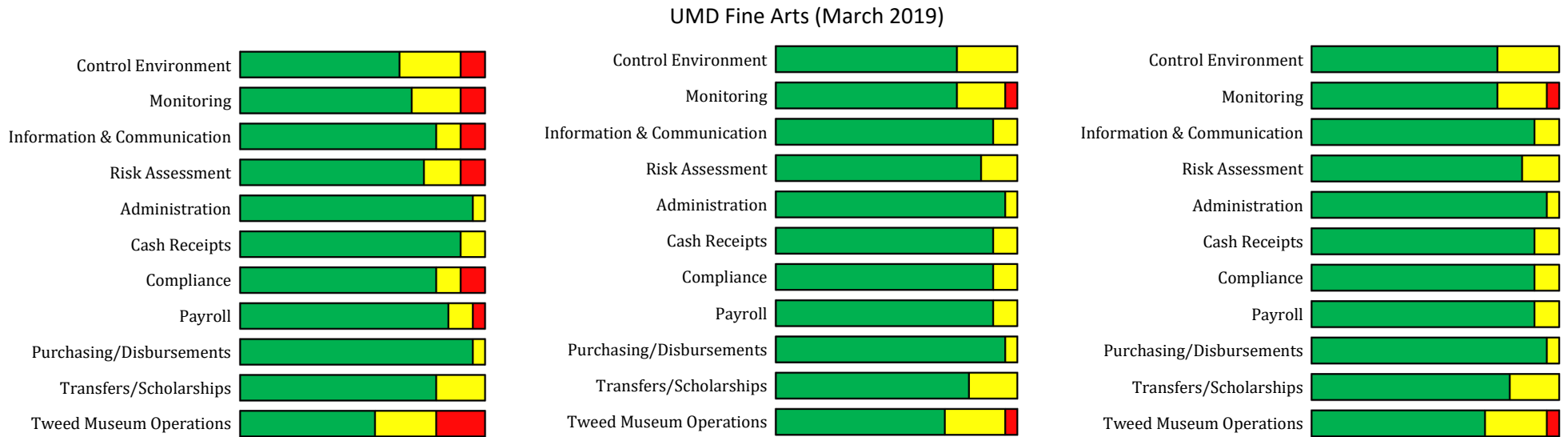
Progress on Implementation of Audit Recommendations

The bar charts shown below are presented to provide pictorial displays of the progress units are making on implementing audit recommendations rated as "essential." The bar chart included in the original report is shown in the left column, along with updated bar charts showing the previous audit period and the current status of the "essential" recommendations only (those bars that have red segments). The chart in the center column displays the status as of October 2023, while the chart on the right represents the current status. Charts are not presented for investigations nor audits with highly targeted scopes, such as senior leader transition reviews and the I-9 Temporary Process Compliance audit. Charts for those units having implemented all "essential" recommendations during the current audit period, excluding I-9 Temporary Process Compliance, are shown at the end of this report.

Original Report Evaluation

Previous Audit Period Evaluation

Current Audit Period Evaluation



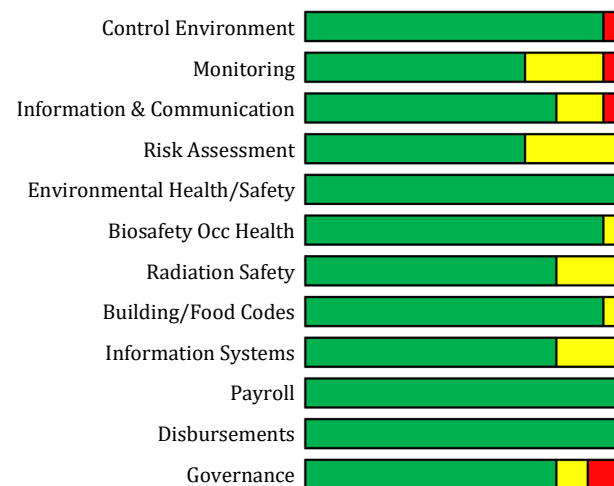
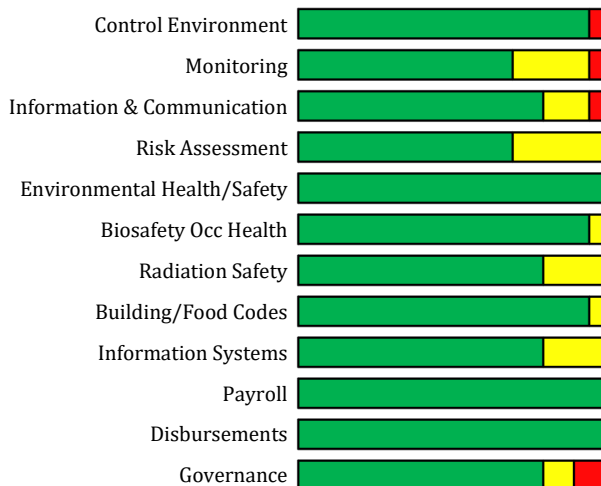
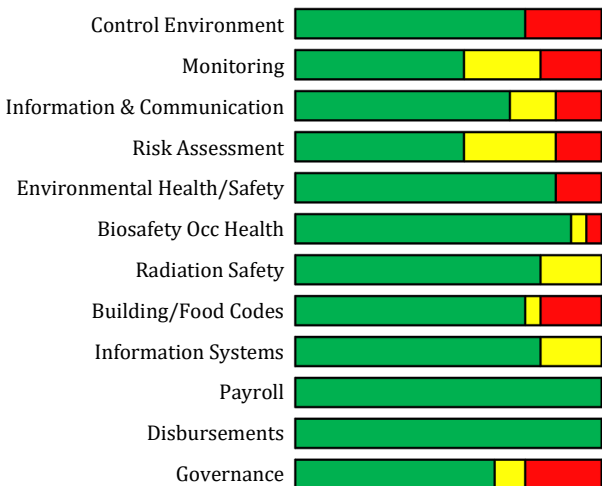
■ Adequate Control
 ■ Significant Control Issue(s)
 ■ Essential Control Issue(s)

Original Report Evaluation

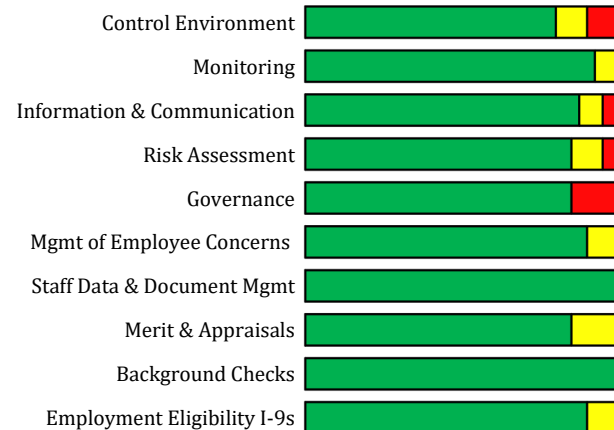
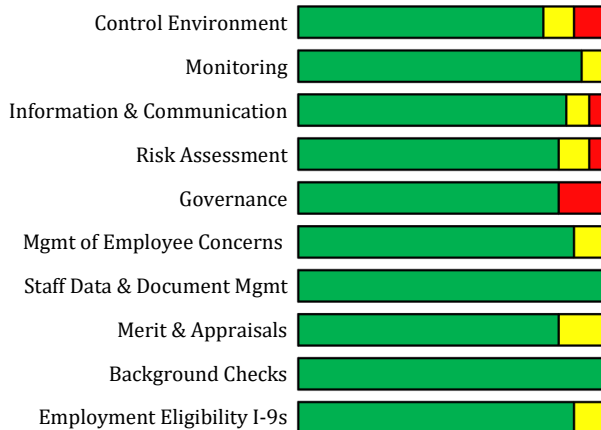
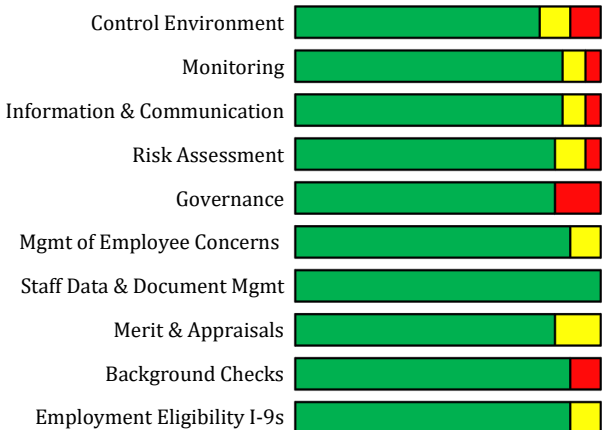
Previous Audit Period Evaluation

Current Audit Period Evaluation

University Health & Safety (September 2020)



UMN Duluth Department of Human Resources (August 2021)



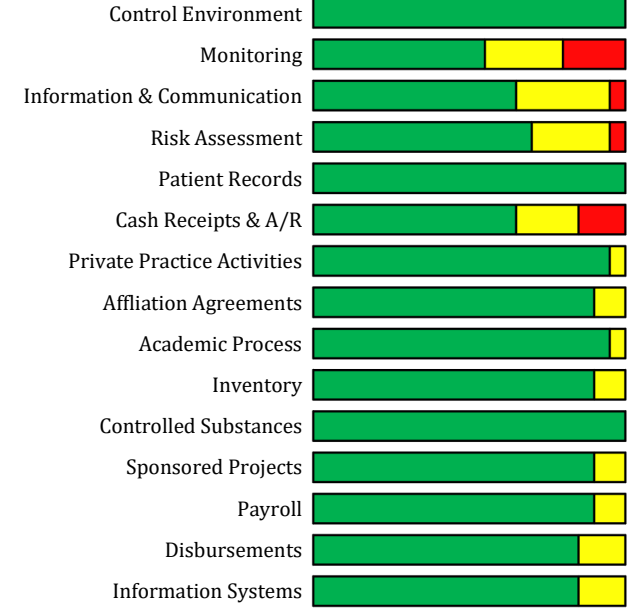
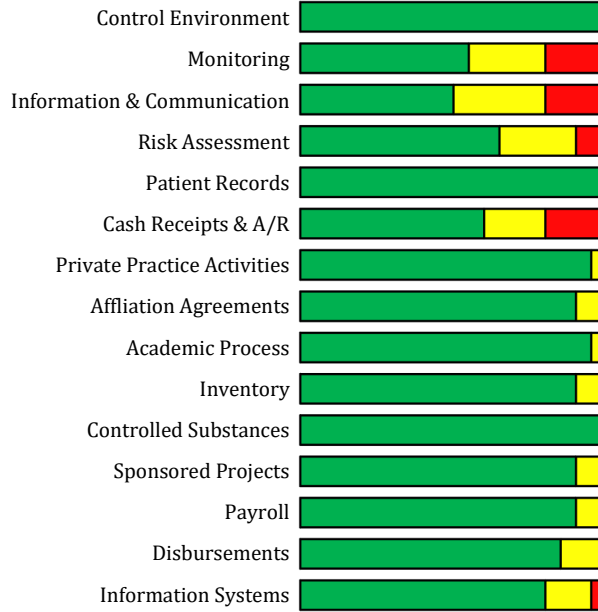
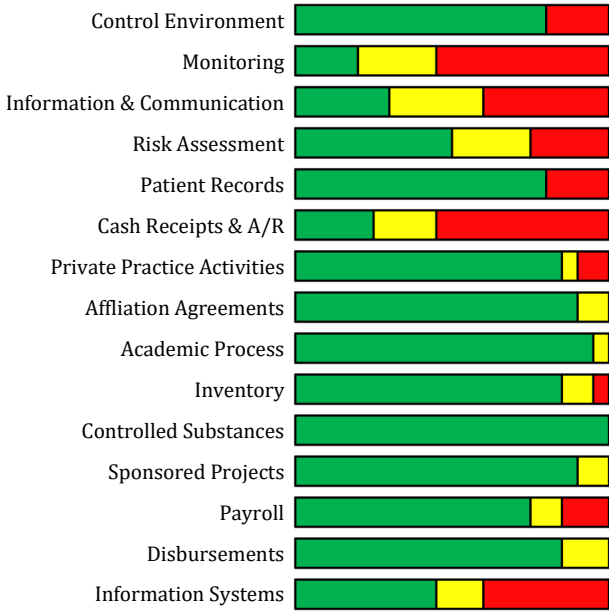
■ Adequate Control ■ Significant Control Issue(s) ■ Essential Control Issue(s)

Original Report Evaluation

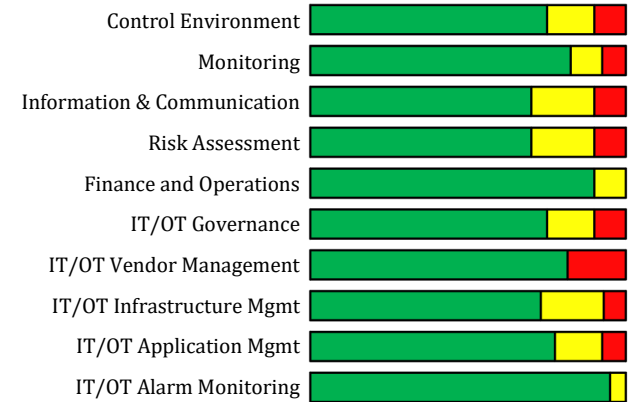
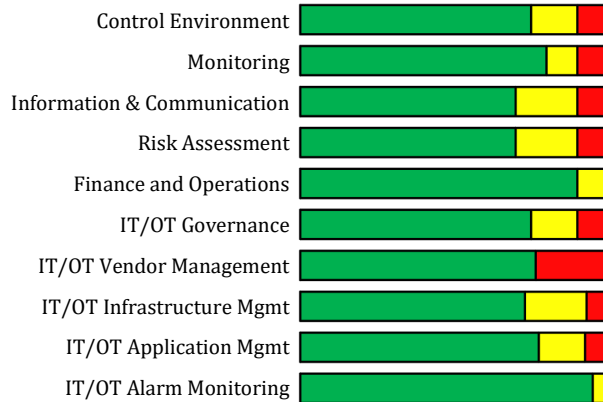
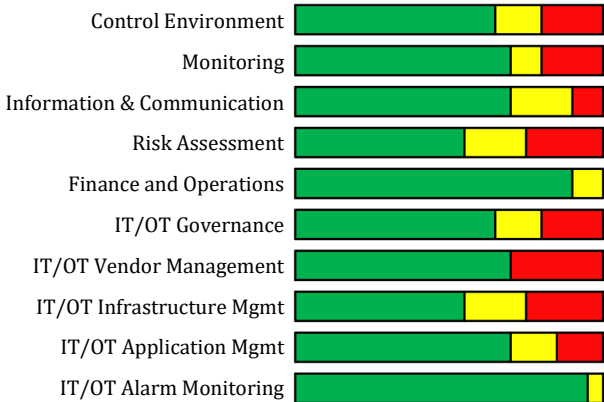
Previous Audit Period Evaluation

Current Audit Period Evaluation

School of Dentistry (September 2021)



Energy Management (July 2022)



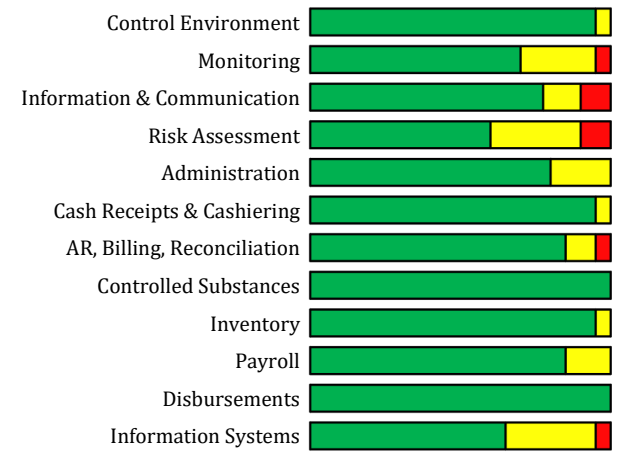
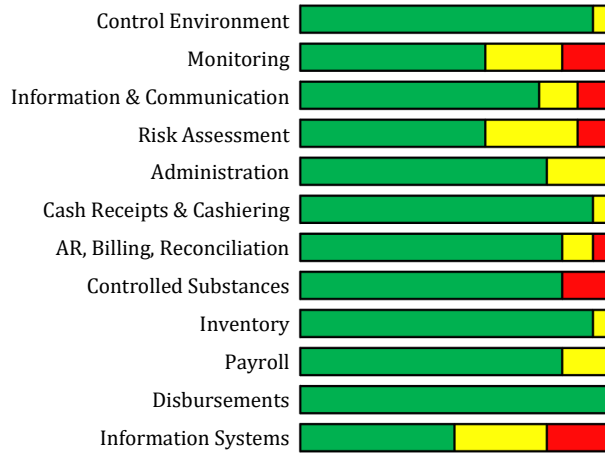
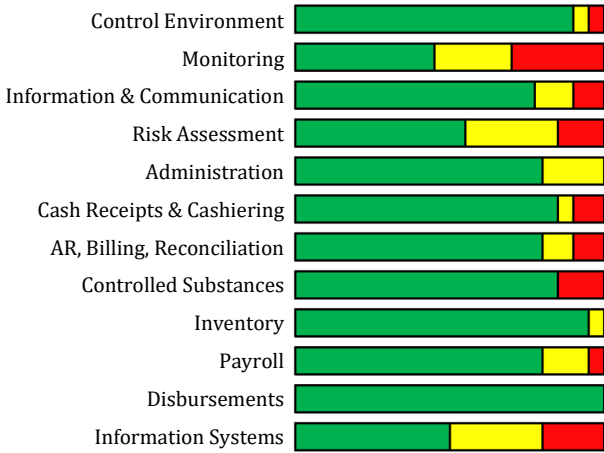
■ Adequate Control ■ Significant Control Issue(s) ■ Essential Control Issue(s)

Original Report Evaluation

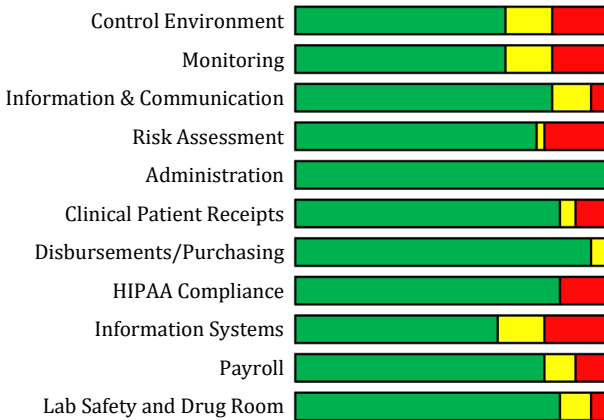
Previous Audit Period Evaluation

Current Audit Period Evaluation

Veterinary Medical Center (August 2022)



Community-University Health Care Center (December 2022)






■ Adequate Control ■ Significant Control Issue(s) ■ Essential Control Issue(s)

Original Report Evaluation

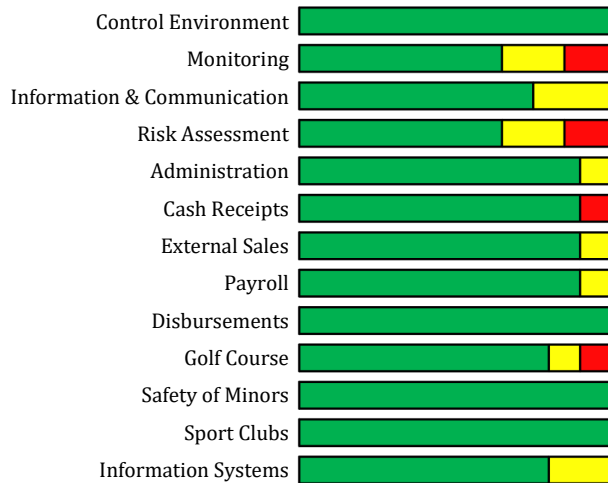
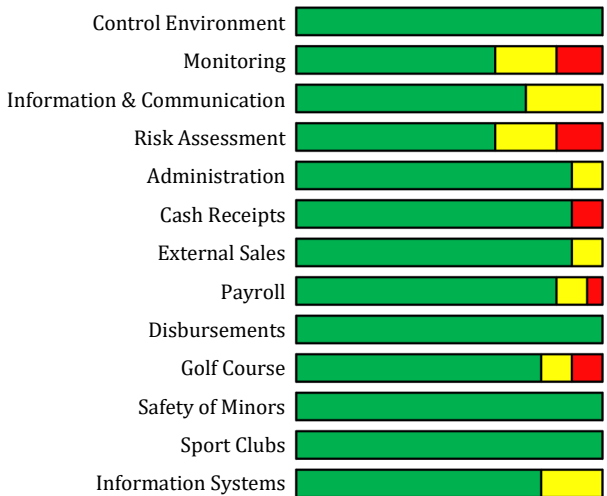
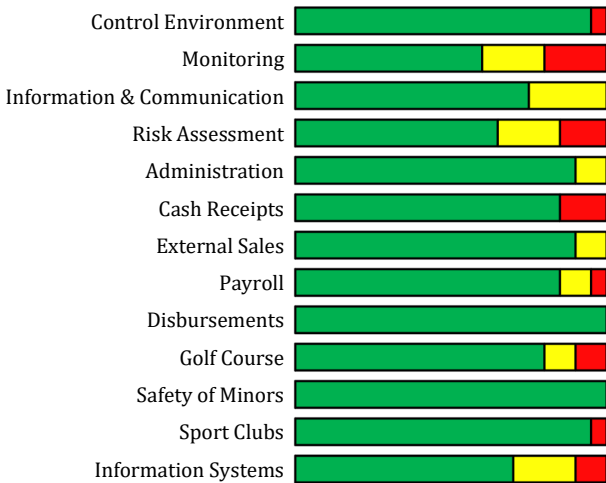
Previous Audit Period Evaluation

Current Audit Period Evaluation

Men's Golf and Women's Golf, Gymnastics and Tennis Sport Compliance & Operations (January 2023)



University Recreation and Wellness (January 2023)



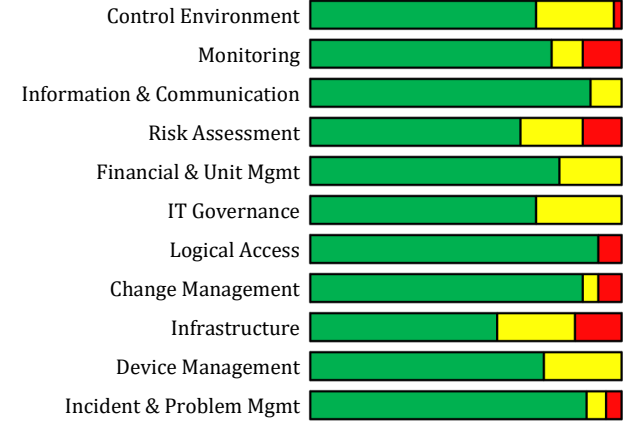
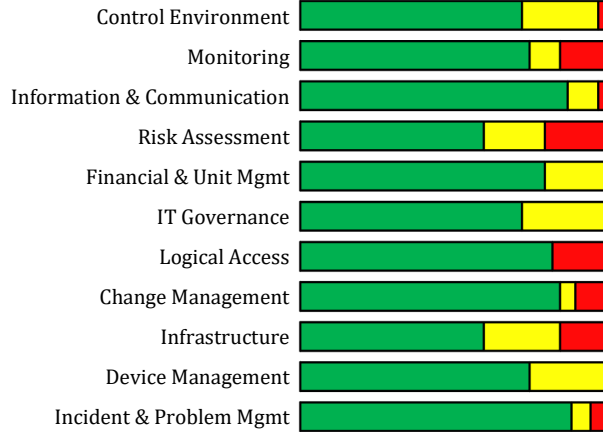
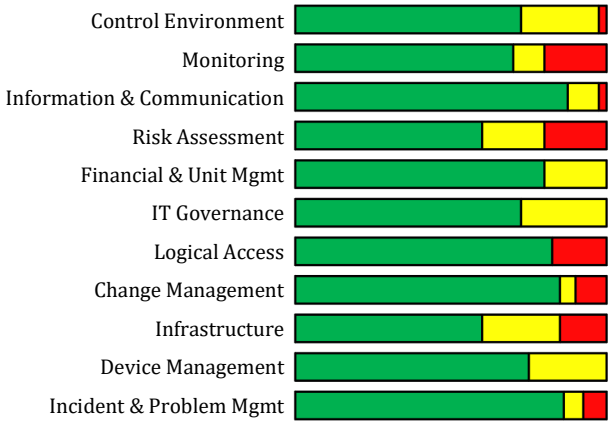
■ Adequate Control ■ Significant Control Issue(s) ■ Essential Control Issue(s)

Original Report Evaluation

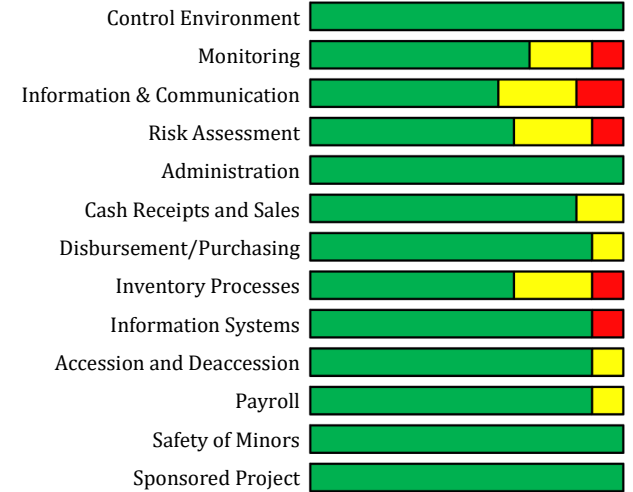
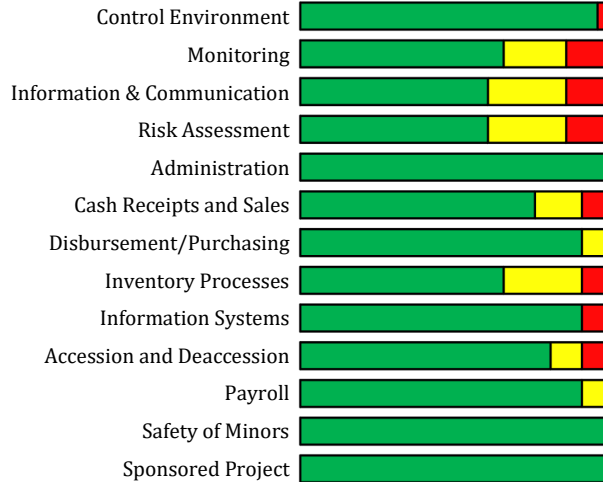
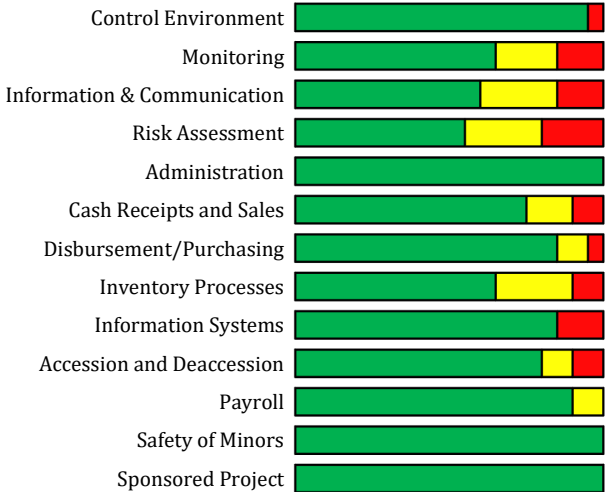
Previous Audit Period Evaluation

Current Audit Period Evaluation

UMD Information Technology Systems and Services (February 2023)

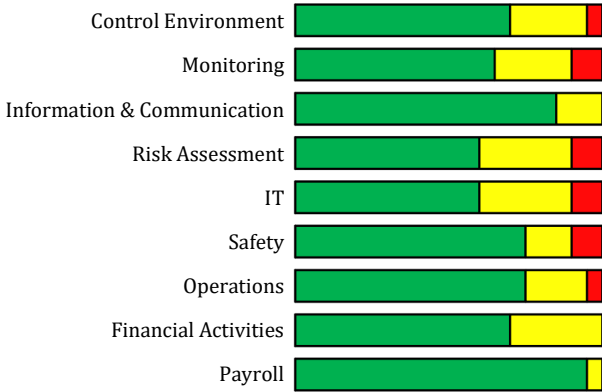


Bell Museum (April 2023)




■ Adequate Control ■ Significant Control Issue(s) ■ Essential Control Issue(s)

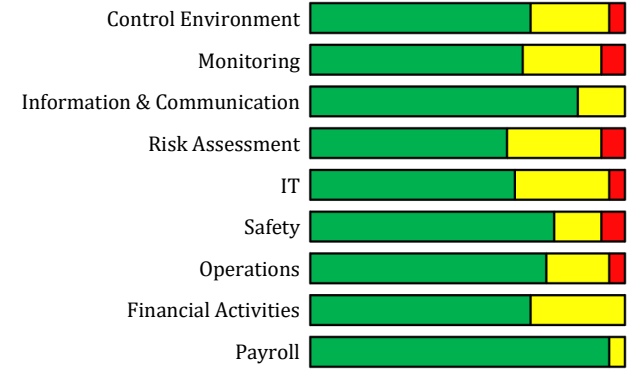
Original Report Evaluation



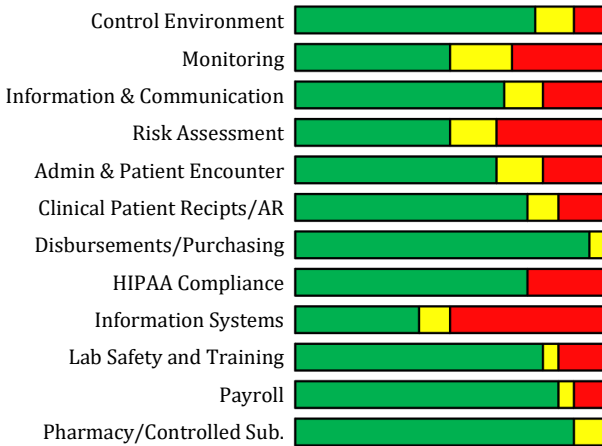
Previous Audit Period Evaluation



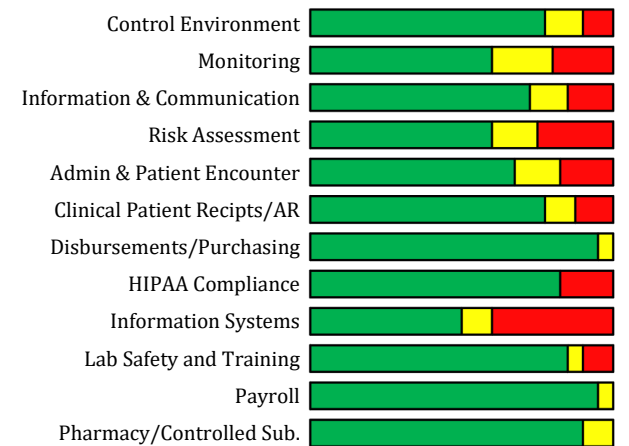
Current Audit Period Evaluation



Boynton Health (June 2023)



NO PREVIOUS CONTROL EVALUATION CHART



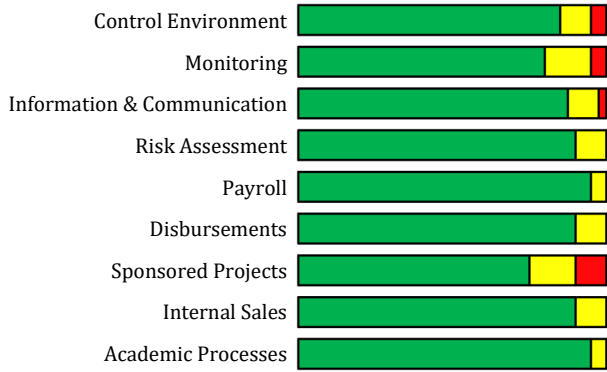
■ Adequate Control ■ Significant Control Issue(s) ■ Essential Control Issue(s)

Original Report Evaluation

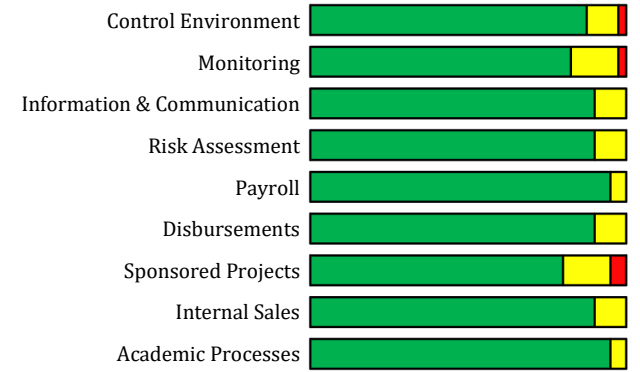
Previous Audit Period Evaluation

Current Audit Period Evaluation

Aerospace Engineering & Mechanics (September 2023)




NO PREVIOUS CONTROL EVALUATION CHART




■ Adequate Control ■ Significant Control Issue(s) ■ Essential Control Issue(s)

Fully Implemented "Essential" Recommendations During the Past Audit Period


Original Report Evaluation



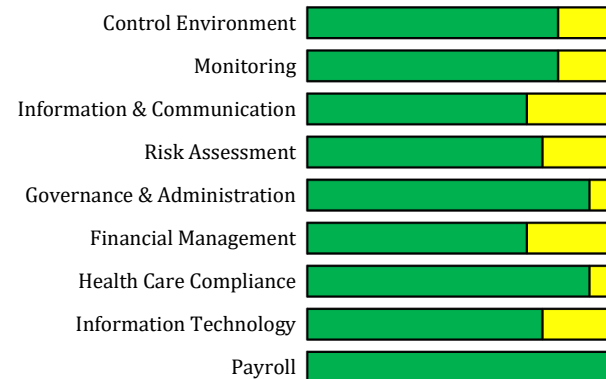
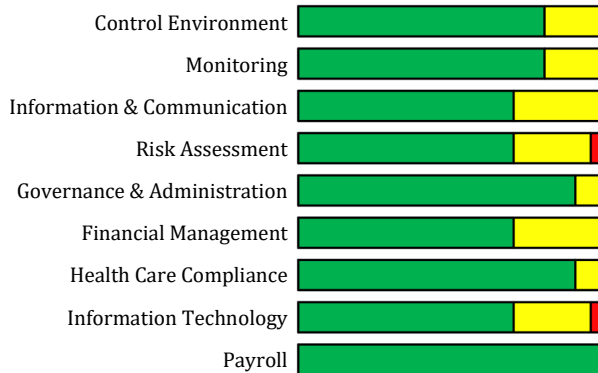
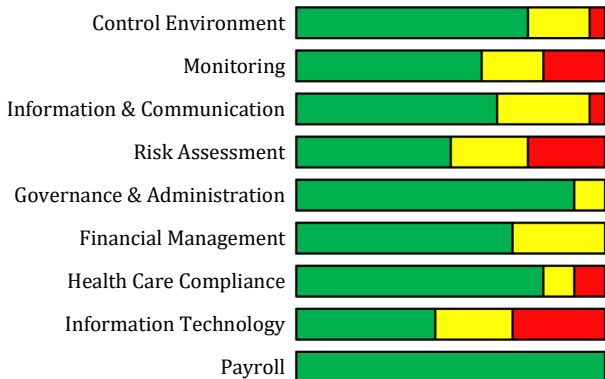
Previous Audit Period Evaluation



Current Audit Period Evaluation



UMD Health Services (May 2022)

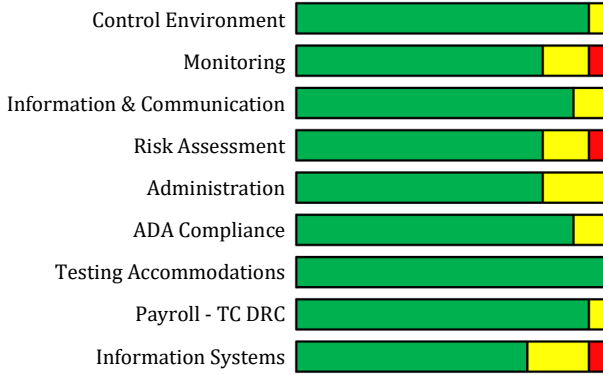


■ Adequate Control
 ■ Significant Control Issue(s)
 ■ Essential Control Issue(s)



Original Report Evaluation

Previous Audit Period Evaluation

Current Audit Period Evaluation



Systemwide Student Disability Resources (August 2022)

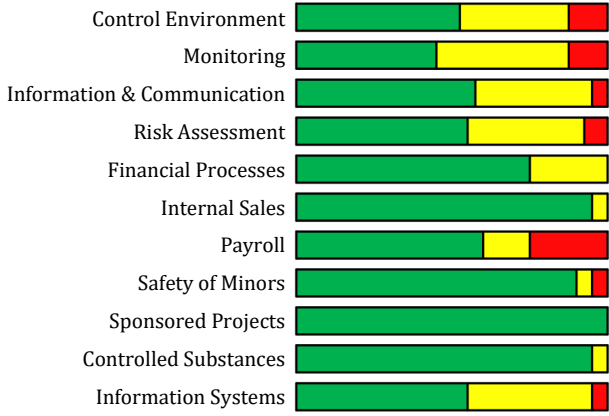


Research Animal Resources (August 2022)



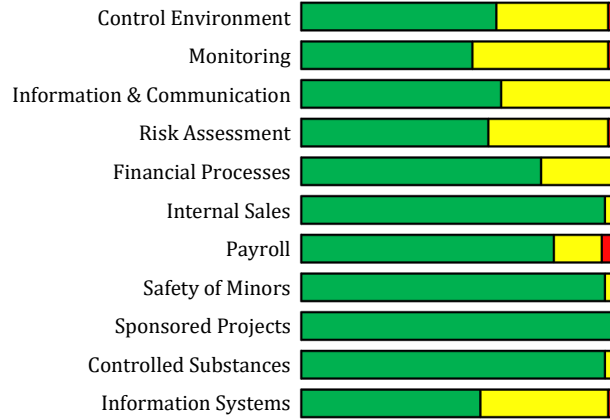
■ Adequate Control ■ Significant Control Issue(s) ■ Essential Control Issue(s)

Original Report Evaluation

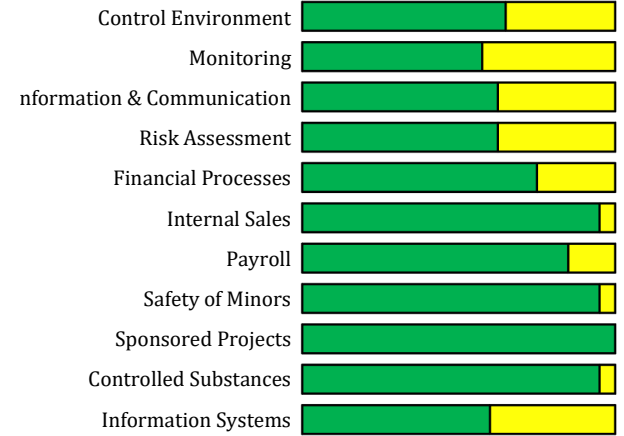


Previous Audit Period Evaluation


The Hormel Institute (May 2023)




Current Audit Period Evaluation



eConsent (July 2023)



NO PREVIOUS CONTROL EVALUATION CHART



■ Adequate Control ■ Significant Control Issue(s) ■ Essential Control Issue(s)

Audit Activity Report

Scheduled Audits

Completed Audits Of:

- College of Liberal Arts – Dean Transition Review
- College of Design – Dean Transition Review
- Men’s and Women’s Track & Field and Cross Country
- Law School - Dean Transition Review
- OIT Central Server Administration
- NXT GEN MED
- UMD Athletics
- Gramm–Leach–Bliley Act Compliance

Began/Continued Audits Of:

- Firewall Management
- Office of Academic Clinical Affairs Select Centers and Administration
- College of Liberal Arts School of Music and Department of Theatre Arts and Dance
- Effort Management
- Health Insurance Portability and Accountability Act (HIPAA) Governance & Oversight
- Office of Investments and Banking – Chief Investment Officer Transition Review
- Parking and Transportation Services
- Masonic Cancer Center
- School of Public Health – Dean Transition Review
- UMD Facilities Management
- UMD Office of the Registrar

Investigations

- Performed investigative work on three issues in accordance with the University Policy on Reporting and Addressing Concerns of Misconduct.

Special Projects

- Conducted gift and endowment account process review and testing for University accounts that received Minnesota Landscape Arboretum Foundation funds.
- Provided advisory services related to University payroll exception testing.
- Provided technology advisory services in several areas including: identity and access management, data center management, vendor management, logging and monitoring, and information security and compliance.
- Continued to advise the University’s incident response team on the recent publicized data breach and provided regular updates to the Office of Legislative Auditor (OLA) on the incident and response.

Other Audit Activities

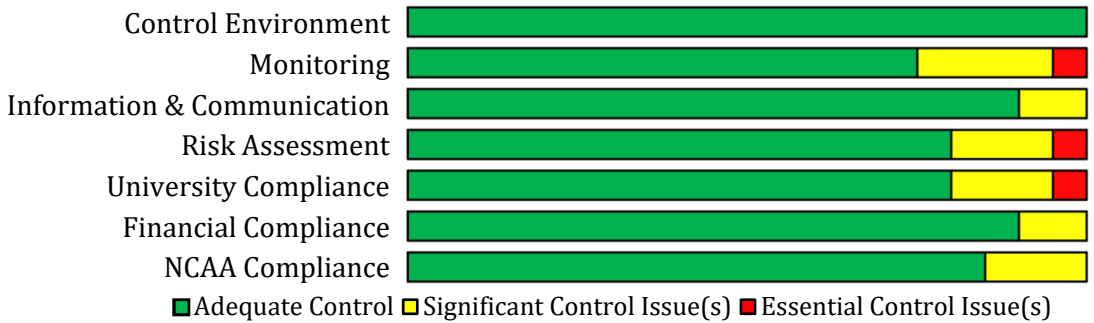
Participated in the following:

- President’s Cabinet
- Senior Leadership Team
- President’s Policy Committee

- Policy Advisory Committee
- Board of Regents Policy Committee
- Executive Compliance Oversight Committee
- Institutional Conflict of Interest Committee
- University Consultative Team (UReport Reviewers)
- IT Leadership Committees
- HRPP Advisory Committee
- Research Integrity and Safety Collaborative
- Diversity Community of Practice
- PEAK Advisory Council
- University of Minnesota Foundation Audit Committee
- Metropolitan Council Audit Committee
- Association of College and University Auditors (ACUA) Committee on Athletics

Audit Reports Issued Since October 2023

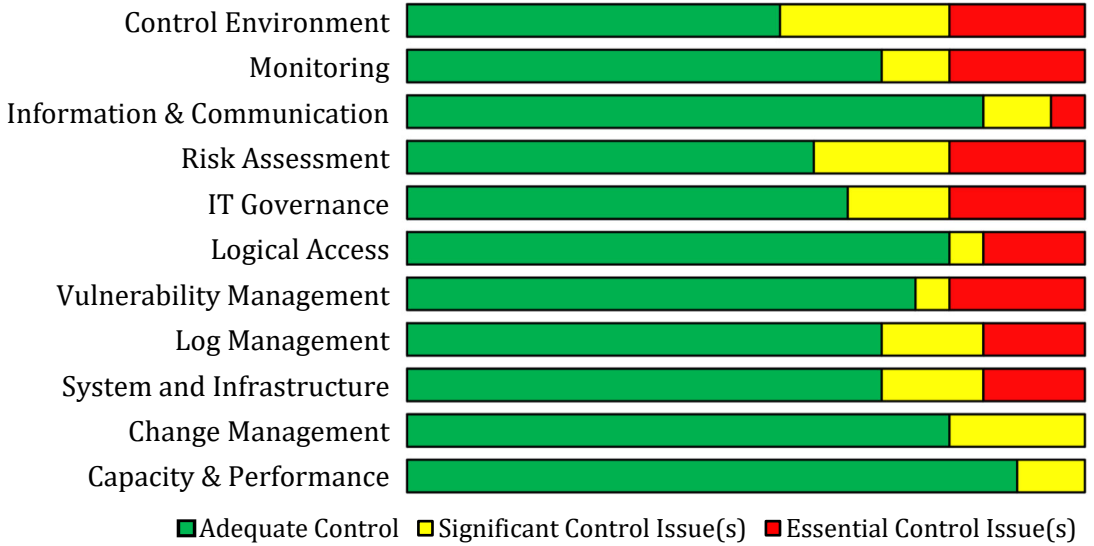
Men’s Cross Country/ Track & Field, and Women’s Cross-Country Track & Field Sport Compliance & Operations Control Evaluation



Report Number:	2408	Issue Date:	December 2023
# of Essential Recs:	1	Total # of Recs:	9
Overall Assessment:	Good	Adequacy of MAP:	Good

One Twin Cities’ sport audit is typically conducted annually in consultation and coordination with the Office of Athletic Compliance (OAC). Because of the distribution of activities, audit procedures performed involved staff in the OAC, Athletics Business Office, and coaches and student-athletes in each of the sports. The five sport programs included in this audit are led by one director/head coach and have a total of 90 student-athletes. The results of the audit work affirmed these sports and the OAC have jointly developed a control environment that addresses most risks associated with compliance with NCAA rules and regulations as well as University operational and financial policies. Our student-athlete interviews and survey, and coaching staff interviews, identified overall positive reactions towards NCAA compliance with an emphasis on ethical behavior. However, the audit identified one essential issue related to compliance with the Safety of Minors policy requirements for background checks and training for sport camps.

OIT Central Server Administration Control Evaluation

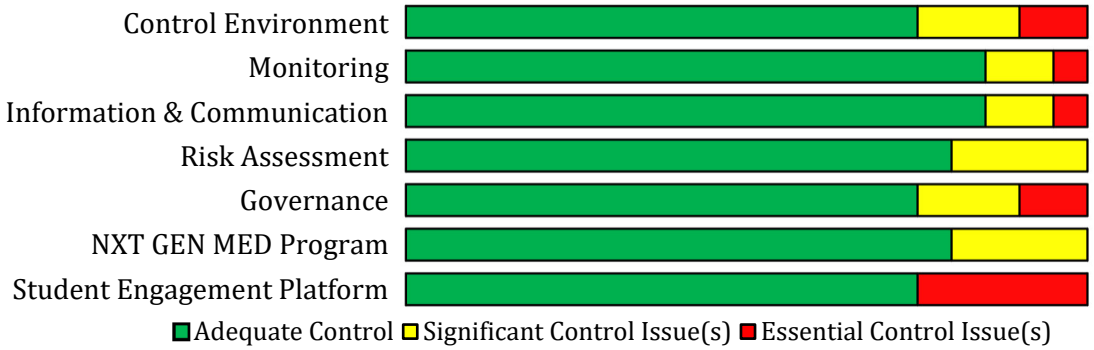


Report Number:	2410	Issue Date:	January 2024
# of Essential Recs:	12	Total # of Recs:	18
Overall Assessment:	Needs Improvement	Adequacy of MAP:	Good

Office of Information Technology (OIT) Hosting Services provides storage services and professionally managed servers at no direct cost to University academic and administrative units. These servers host many of the University’s most critical systems and data. The team has broadly expanded server management, security, and reliability since our last audit in 2015. This was achieved in large part through server virtualization, which has enabled an 80% growth in the number of managed servers since 2015 and with improved system availability. However, given the high-level of inherent risk associated with their services, OIT Hosting server management controls need improvement to minimize risks. Some of these issues were also identified in the 2015 audit report, but the corrective actions were either not sustainable, or the issues have since reemerged.

Please note, as the report is nonpublic, the Office of the General Counsel (OGC) has advised it should not be discussed in any detail at an open meeting of the Audit and Compliance Committee.

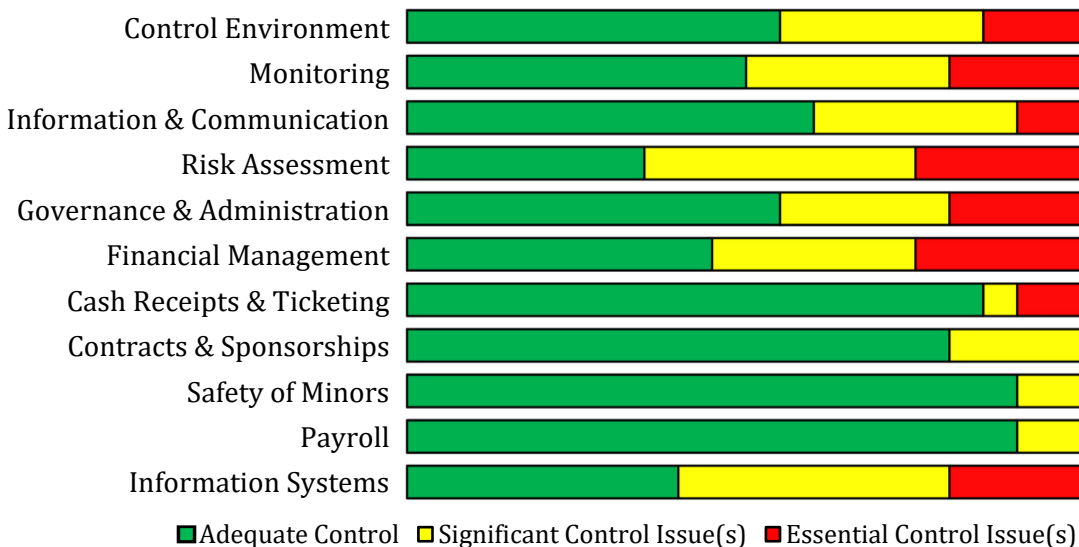
NXT GEN MED Control Evaluation



Report Number:	2411	Issue Date:	January 2024
# of Essential Recs:	2	Total # of Recs:	12
Overall Assessment:	Adequate	Adequacy of MAP:	Good

NXT GEN MED (NGM) was established as a President driven initiative in alignment with MPact 2025. NGM is a year-round, two-and-a-half-year innovative program that utilizes an existing degree at UMR with a predefined course progression/schedule to develop skills highly desired by employers and provide students with real world experiences. The program also leverages Mayo Clinic funded internships and high-touch technology created in partnership with Google and referred to as the Student Engagement Platform (SEP). Our audit found NGM overall has an adequate level of controls, but improvements are needed especially related to governance and IT controls. Many of the issues identified in this audit likely stem from a lack of an overarching governance structure to provide coordination and oversight across the program and technology. This led to process and communication issues, particularly related to the SEP. The University spent nearly \$3 million for the SEP, which ultimately did not meet expectations, contained multiple security vulnerabilities, required relatively high levels of internal IT resources to support, and at the time of the audit was not being used by NGM. While pilot programs are intended to drive new and innovative tools and educational models, which inherently comes with risk, additional governance structures are needed to improve oversight of these projects to manage and minimize these risks and potential financial losses. This is especially important given NGM is part of a portfolio of pilot certificate and degree programs at the University under the umbrella term “NXT GEN.” After our audit was completed, Google committed to re-engaging with the University to try to address the SEP issues and offer a more secure and broadly usable tool. If the SEP is used again in the future, the instances of noncompliance with University information security requirements will need to be addressed to ensure the security of University data and technology tools.

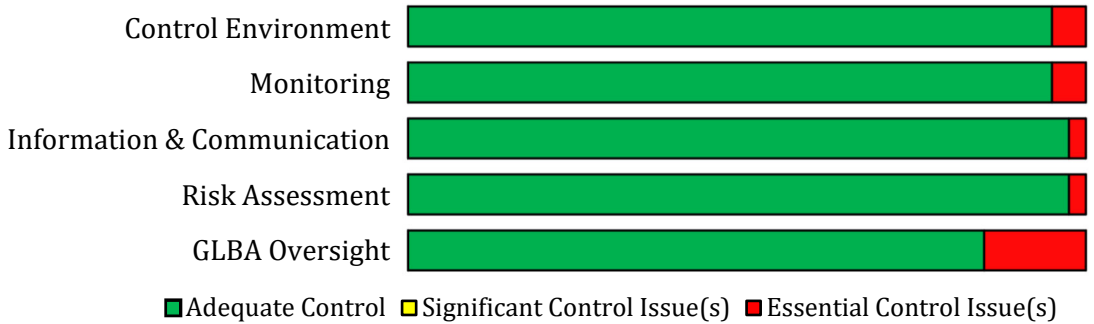
UMD Athletics Control Evaluation



Report Number:	2412	Issue Date:	January 2024
# of Essential Recs:	14	Total # of Recs:	48
Overall Assessment:	Needs Improvement	Adequacy of MAP:	Good

UMD Athletics has 383 student-athletes participating across six men’s and eight women’s sports teams. The men’s and women’s hockey teams compete at Division I, while other UMD sports compete at Division II. UMD teams have had considerable success in recent years, including recent Division I men’s hockey championships. Despite UMD Athletics’ competitive successes and their leadership’s strong commitment to mission, our audit found UMD Athletics’ administrative control environment and system of internal controls does not sufficiently address all critical risks. We identified issues across most areas reviewed. Several of these issues stem in part from informal processes or process gaps, and staffing constraints resulting in individuals performing multiple roles. Additionally, the IT support model does not include IT oversight by an IT professional, which likely contributed to several IT-related issues identified. While all these report issues warrant management attention, it is important to note that none have resulted in any known major problems to date (e.g., material financial loss or critical errors). Many of the identified issues pre-date the current director of athletics who began in August 2022, and UMD Athletics is aware of and actively taking steps to address these critical risks. However, these efforts are complicated by UMD Athletics’ ongoing financial challenges, which currently has them operating at a structural deficit. UMD Athletics has performed various analyses which demonstrate its central funding is considerably less than peer institutions and is working with UMD leadership to review this in conjunction with other efforts to increase revenue.

GLBA Compliance Control Evaluation



Report Number:	2413	Issue Date:	January 2024
# of Essential Recs:	3	Total # of Recs:	3
Overall Assessment:	Good	Adequacy of MAP:	Good

The Gramm-Leach-Bliley Act (GLBA) is a federal law that requires financial institutions to explain their information-sharing practices to their customers and to safeguard their sensitive data. The University is required to comply with GLBA as it engages in financial activities, such as processing student loans. While the law has been in place for decades, its Safeguard Rule was updated in 2021 in response to changing technology. This includes requirements to develop and maintain an information security program (ISP) to protect the security, confidentiality, and integrity of customer’s nonpublic personally identifiable information. The Controller’s Office’s Accounts Receivable Services coordinates the ISP for the University and provides overall oversight of compliance, while each college or unit handling GLBA information is responsible for establishing their own GLBA processes and procedures. Our audit affirmed the Controller’s Office has developed a control environment and a system of internal control that addresses most major compliance risks surrounding GLBA. This includes the risk assessment processes performed by the Controller’s Office, which provides sufficient coverage to meet new GLBA requirements. However, additional validation and oversight will be needed to ensure ongoing compliance. Essential issues identified in this report include the need for a secure internal storage solution and to resolve conflicting guidance for storing GLBA data, a lack of monitoring to ensure employees receive required training, and some GLBA requirements not being met nor verified by the Controller’s Office.

Transition Review Reports Issued Since October 2023

Due to the targeted scope of these audits no overall assessments or control evaluation charts are provided.

College of Liberal Arts - Dean

Report Number:	2406	Issue Date:	November 2023
# of Essential Recs:	0	Total # of Recs:	1
Overall Assessment:	NA	Adequacy of MAP:	Good

The review of the dean of the Twin Cities College of Liberal Arts (CLA) transition focused on the administrative aspects of the transition, including any financial or other arrangements made by the departing dean and whether all administrative tasks were current. Financial activities were reviewed from the second half of fiscal year 2023 and up to three years prior. The audit results found most administrative activities of the former dean were completed to enable a smooth transition for the incoming dean. Only one report issue was identified related to the lack of documentation of performance appraisals for the former dean's direct reports. In addition, we identified a few other opportunities for administrative improvement not related to the audit's scope. These items are indicative of the need for general process improvements not specific to this transition review and were communicated separately to CLA leadership.

College of Design - Dean

Report Number:	2407	Issue Date:	November 2023
# of Essential Recs:	0	Total # of Recs:	1
Overall Assessment:	NA	Adequacy of MAP:	Good

The review of the dean of the College of Design (CDes) focused on the administrative aspects of the transition, including any financial or other arrangements made by the departing dean and whether all administrative tasks were current. Financial activities were reviewed from September 5, 2023, and up to three years prior. The audit results affirmed that the activities of the former dean reflect a prudent use of University resources and thoroughness in the necessary administrative functions required for a smooth transition. The audit resulted in only one report issue related to documentation and timely reporting of some of the previous dean's expenses. In addition, we identified a few other opportunities for administrative improvement not related to the audit's scope. These items are indicative of the need for general process improvements not specific to this transition.

Law School - Dean

Report Number:	2409	Issue Date:	December 2023
# of Essential Recs:	0	Total # of Recs:	1
Overall Assessment:	NA	Adequacy of MAP:	Good

The review of the Law School dean's transition focused on the administrative aspects of the transition, including any financial or other arrangements made by the departing dean and whether all administrative tasks were current. Financial activities were reviewed from fiscal years 2021-2023. The audit results found most administrative activities of the former dean were completed to enable a smooth transition for the incoming dean. Only one report issue was identified related to the lack of documentation of performance appraisals for the former dean's direct reports. In addition, we identified a few other opportunities for administrative improvement not related to the audit's scope. These items are indicative of the need for general process improvements not specific to this transition review and were communicated separately to Law School leadership.

SNAP Review Summary

SNAP reviews are highly focused reviews conducted on a single University process or activity. These reviews are designed to be completed quickly and often leverage data analytics to minimize unit disruptions. They are intended to provide prompt results to business process owners so that potential problems can be addressed prior to formal audit reviews. The following is a summary of the SNAP review we conducted during this reporting period.

Travel Card Submission

This SNAP review analyzed approximately 5 ½ years of travel card expenses that were not submitted within 60 days of the expense date to ensure compliance with University policy and applicable tax regulations.

Management Remediation Plans that Involve PEAK

The following table includes recommendations and risks identified in Internal Audit reports for which management stated would be resolved at least in part through the PEAK Initiative.

Audit	Report Date	Summary of the Issue	Management Response	Recommendation Rating	Status of Essential Recommendation	PEAK Service Area	PEAK Phase (of unit)
Fiscal Year 2024							
UMD Athletics	January 2024	UMD Athletics' primary financial employee is dedicated 85% to UMD Athletics and 15% to other UMD departments and has no reporting line to UMD Athletics despite the majority of this position's work relating to UMD Athletics. The longtime financial employee is retiring, and it may not be feasible for their replacement to produce the same work output as an employee with decades of experience with UMD Athletics. Additionally, many recommendations in the audit report will likely require new independent monitoring controls to be implemented, which may result in an increased workload for the financial position.	UMD is currently looking at how to efficiently and effectively utilize the position in a post PEAK implementation environment as part of a larger look at efficient and effective implementation of financial resources across campus.	Significant	N/A	Finance	Phase 1
Fiscal Year 2023							
UMD Dining Services	May 2023	Multiple units perform financial duties for Dining Services, and Dining Services' oversight of these activities is limited, which presents effectiveness and efficiency concerns.	Dining Services plans to evaluate its financial support model after the processes being addressed as part of PEAK are implemented.	Significant	N/A	Finance	Phase 1
		Dining Services IT support model involves various UMD units and responsibilities have not been formally defined. Additionally, there is no central oversight of Dining Services IT function by an IT professional.	Dining Services plans to work with UMD ITSS to identify a lead IT support person. This new IT support structure will be determined, at least in part, through the changes implemented as part of PEAK.	Significant	N/A	IT	
UMD Information Technology Systems and Services (ITSS)	February 2023	A comprehensive evaluation of IT staffing and support services for the UMD campus has not been performed nor initiated by UMD leadership, which is likely resulting in inefficiencies and increased noncompliance risks.	ITSS plans to work with UMD leadership to comprehensively evaluate the current IT support structure for the campus. This review will be coordinated with the work being done as part of the broader PEAK initiative.	Significant	N/A	IT	Phase 1
Fiscal Year 2022							
Employee Visa and Immigration Support Collaborative Assessment	November 2021	The Collaborative Assessment report identified risks related to strategy, hiring, and visa processing.	Senior management plans to establish a task force comprising representatives from all units with visa-related duties to review the collaborative assessment report and the University's visa support processes holistically. This work is expected to be carried out as part of the broader PEAK initiative.	N/A - this Collaborative Assessment identified Medium and Low risk areas for improvement, but not as recommendations	N/A	Human Resources	N/A
UMD Human Resources (UMD HR)	August 2021	Human resources' roles and responsibilities are not clearly defined and documented to ensure understanding, efficiency, and consistency.	UMD HR plans to assess the feasibility of a structural plan pending the results of PEAK.	Essential	Not Implemented	Human Resources	Phase 1
		There are opportunities to improve the efficiency and consistency of I-9 processing on the UMD campus.	At UMD, I-9 processing is the responsibility of the hiring unit and not UMD HR, which is neither staffed nor has the resources to process I-9s centrally. UMD HR plans to review I-9 processes for the campus alongside the results of PEAK.	Significant	N/A	Human Resources	



BOARD OF REGENTS DOCKET ITEM SUMMARY

Audit & Compliance

February 8, 2024

AGENDA ITEM: Information Items

Review

Review + Action

Action

Discussion

This is a report required by Board policy.

PRESENTERS: Quinn Gaalswyk, Chief Auditor

PURPOSE & KEY POINTS

Engagements Less Than \$100,000 Requiring After-the-Fact-Reporting

The purpose of this item is to report the following engagements with external auditors as required by Board policy:

- Deloitte & Touche LLP (Deloitte), the University’s current external auditor, was engaged to perform an agreed-upon procedure attest engagement for the University’s retirement plans for the year ended December 31, 2021. As this engagement was solely to perform attest procedures in connection with the retirement plans, it did not present an independence issue. The fees for this engagement totaled \$42,800.
- Deloitte was engaged by the College of Biological Sciences, Twin Cities campus, to perform an audit for the University’s Job Skills Partnership (MN Deed grant) for the period ended February 28, 2023. The fees for this engagement totaled \$25,000. This engagement did not present an independence issue.
- Ernst & Young was engaged by the Carlson School of Management, Twin Cities campus, to provide international taxation consultation services. This engagement did not present an independence issue. The fees for this engagement totaled \$13,250.
- Ernst & Young was engaged by the Office of General Counsel to provide international taxation consultation services. These services did not present an independence issue. The fees for these engagements totaled \$3,000.

BACKGROUND INFORMATION

Engagements with external audit firms that do not require prior approval are reported after the fact to the Audit & Compliance Committee as information items, as required by Board of Regents Policy: *Board Operations and Agenda Guidelines*.